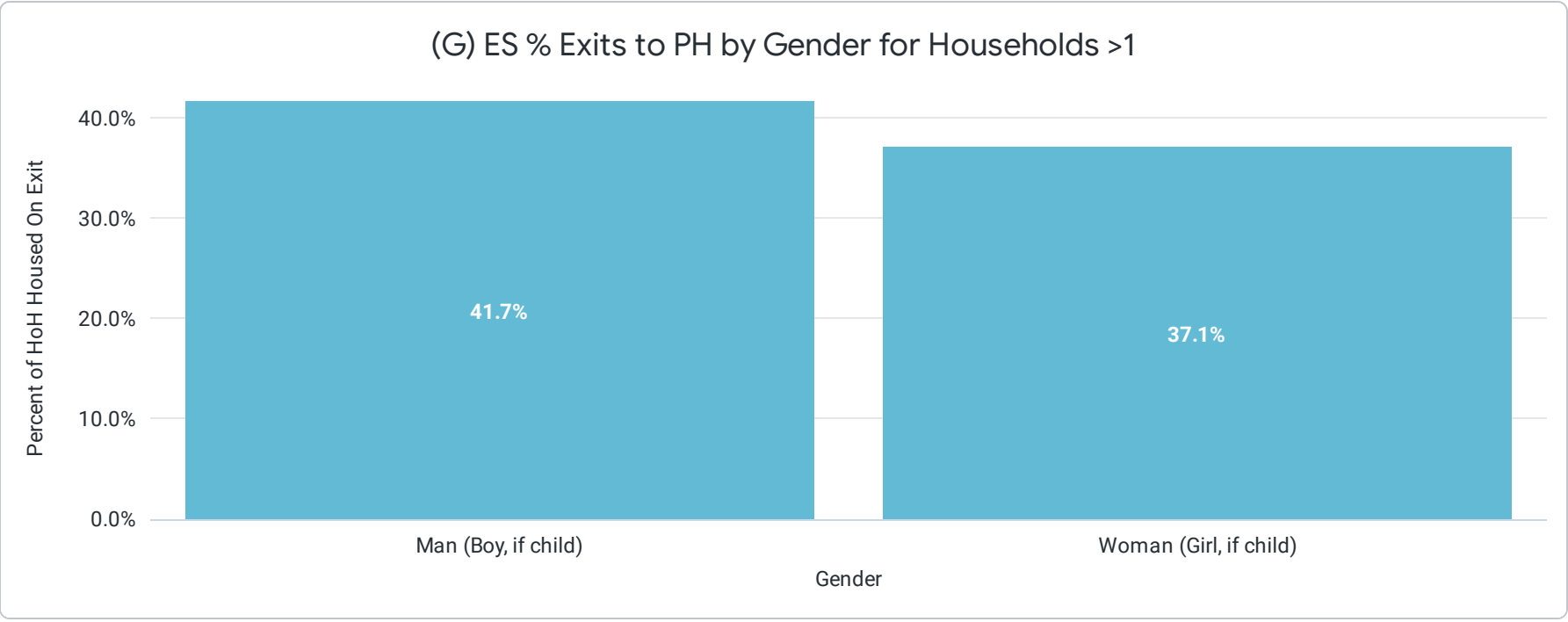


(E) ES Exits to PH by Gender

	Gender	Households Exited	HoH Housed On Exit	Avg HH Size	Percent of HoH Housed On Exit
1	Man (Boy, if child)	770	112	1.19	14.5%
2	Woman (Girl, if child)	602	132	1.28	21.9%
3	Transgender	8	0	1	0.0%
4	Man (Boy, if child); Non-Binary	0	1	1	0.0%
5	Woman (Girl, if child); Transgender	0	1	1	0.0%
6	Man (Boy, if child); Transgender	0	1	1	0.0%
7	Non-Binary	0	1	1	0.0%
Totals		1,389	244	1.14	17.6%

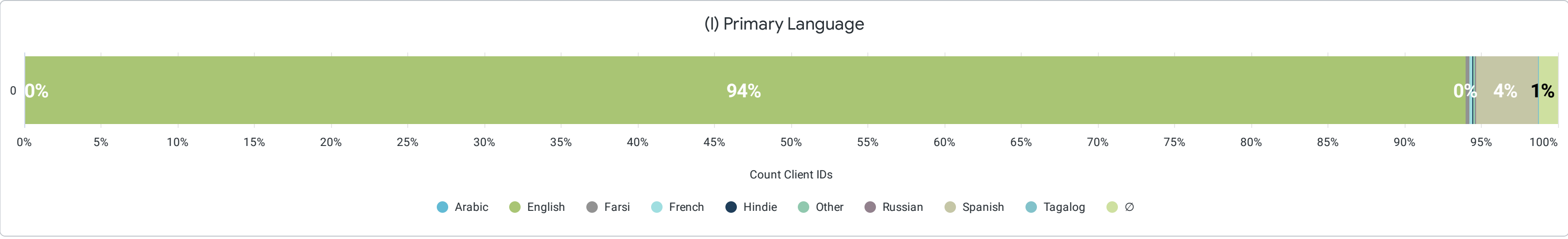
(F) ES Exits to PH by Gender and HH Type

HH Type		Adult-Only Households				Households with Children				Unaccompanied Minors				Total	
	Gender	Households Exited	HoH Housed On Exit	Percent of HoH Housed On Exit	Avg HH Size	Households Exited	HoH Housed On Exit	Percent of HoH Housed On Exit	Avg HH Size	Households Exited	HoH Housed On Exit	Percent of HoH Housed On Exit	Avg HH Size	Households Exited	HoH Housed On Exit
1	Man (Boy, if child)	754	105	13.9%	1.05	16	7	43.8%	3.15	2	0	0.0%	1	770	112
2	Woman (Girl, if child)	526	104	19.8%	1.08	65	19	29.2%	2.93	13	9	69.2%	1	602	132
3	Transgender	8	0	0.0%	1	0	0	0.0%	0	0	0	0.0%	0	8	0
4	Man (Boy, if child); Transgender	0	0	0.0%	1	0	0	0.0%	0	0	0	0.0%	0	0	0
5	Woman (Girl, if child); Transgender	0	0	0.0%	1	0	0	0.0%	0	0	0	0.0%	0	0	0
6	Man (Boy, if child); Non-Binary	0	0	0.0%	1	0	0	0.0%	0	0	0	0.0%	0	0	0
7	Non-Binary	0	0	0.0%	1	0	0	0.0%	0	0	0	0.0%	0	0	0
Totals		1,297	209	16.1%	1.04	81	26	32.1%	2.97	15	9	60.0%	1	1,389	244



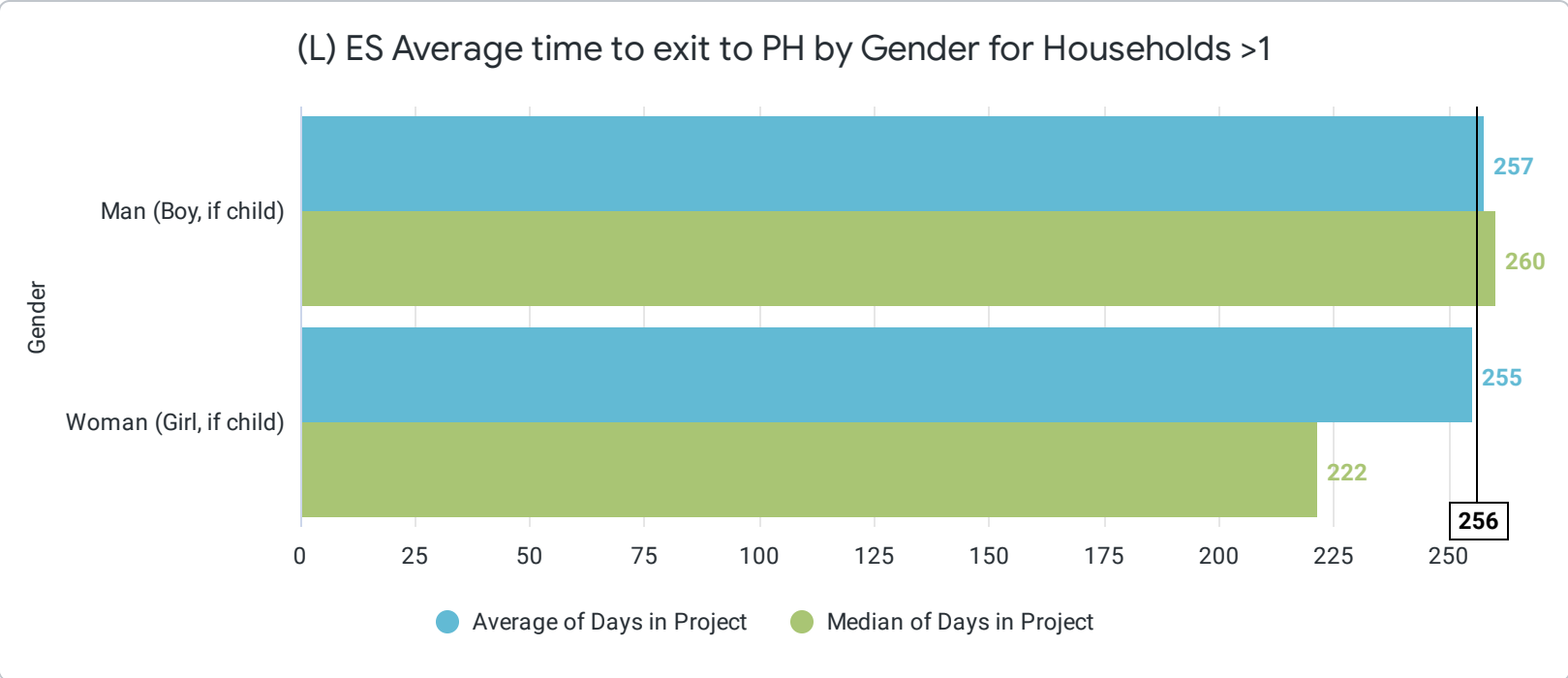
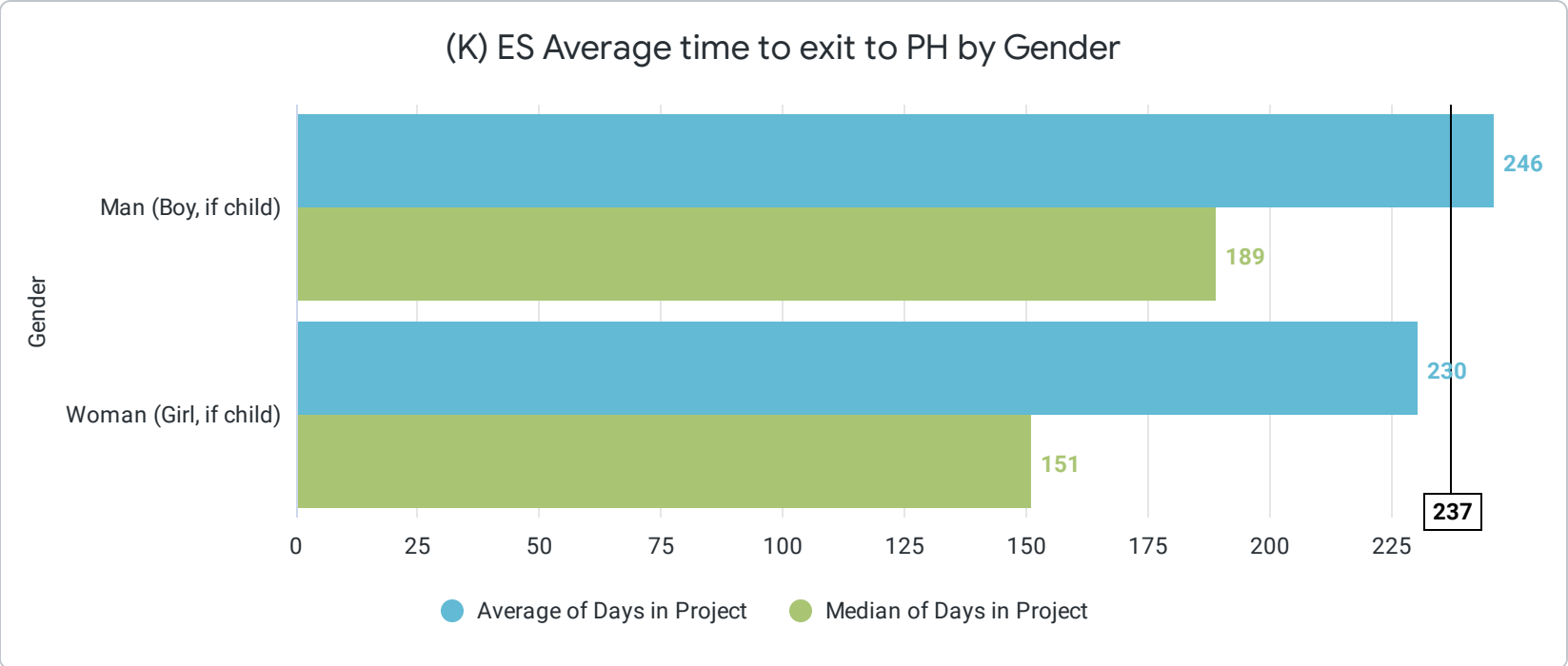
(H) ES Exits to PH by Gender for Households >1

	HH Typ	Adult-Only Households				Households with Children				Total	
	Gender	Households Exited	HoH Housed On Exit	Percent of HoH Housed On Exit	Avg HH Size	Households Exited	HoH Housed On Exit	Percent of HoH Housed On Exit	Avg HH Size	Households Exited	HoH Housed On Exit
1	Woman ...	32	17	53.1%	2.02	65	19	29.2%	2.93	97	36
2	Man (Bo...	20	8	40.0%	2	16	7	43.8%	3.15	36	24
Totals		52	25	48.1%	2.02	81	26	32.1%	2.97	133	60



(J) ES Exits to PH by Primary Language

Client's primary language		English		Spanish		Other		Total	
	Gender	Households Exited	HoH Housed On Exit	Households Exited	HoH Housed On Exit	Households Exited	HoH Housed On Exit	Households Exited	HoH Housed On Exit
1	Man (Boy, if child)	719	105	36	5	9	1	770	112
2	Woman (Girl, if child)	577	125	12	4	10	2	602	132
3	Transgender	7	0	0	0	0	0	7	0
4	Man (Boy, if child); Transgender	0	0	0	0	0	0	0	0
5	Woman (Girl, if child); Transgender	0	0	0	0	0	0	0	0
6	Man (Boy, if child); Non-Binary	0	0	0	0	0	0	0	0
7	Non-Binary	0	0	0	0	0	0	0	0
Totals		1,312	230	49	9	19	3	1,389	244



(M) ES Average days to exit into PH by Gender

	Gender	Households	Average of Days in Project	Median of Days in Project
1	Man (Boy, if child)	112	246	189
2	Woman (Girl, if child)	132	230	151
Totals		244	237	175

(N) ES Average days to exit into PH by Gender for Households >1

	Gender	Households	Average of Days in Project	Median of Days in Project
1	Man (Boy, if child)	15	257	260
2	Woman (Girl, if child)	36	255	222
Totals		51	256	225