

Contra Costa County Office of the Sheriff



Quarterly Sheriff's Oversight Report

July – September 2023

Custody Services Bureau

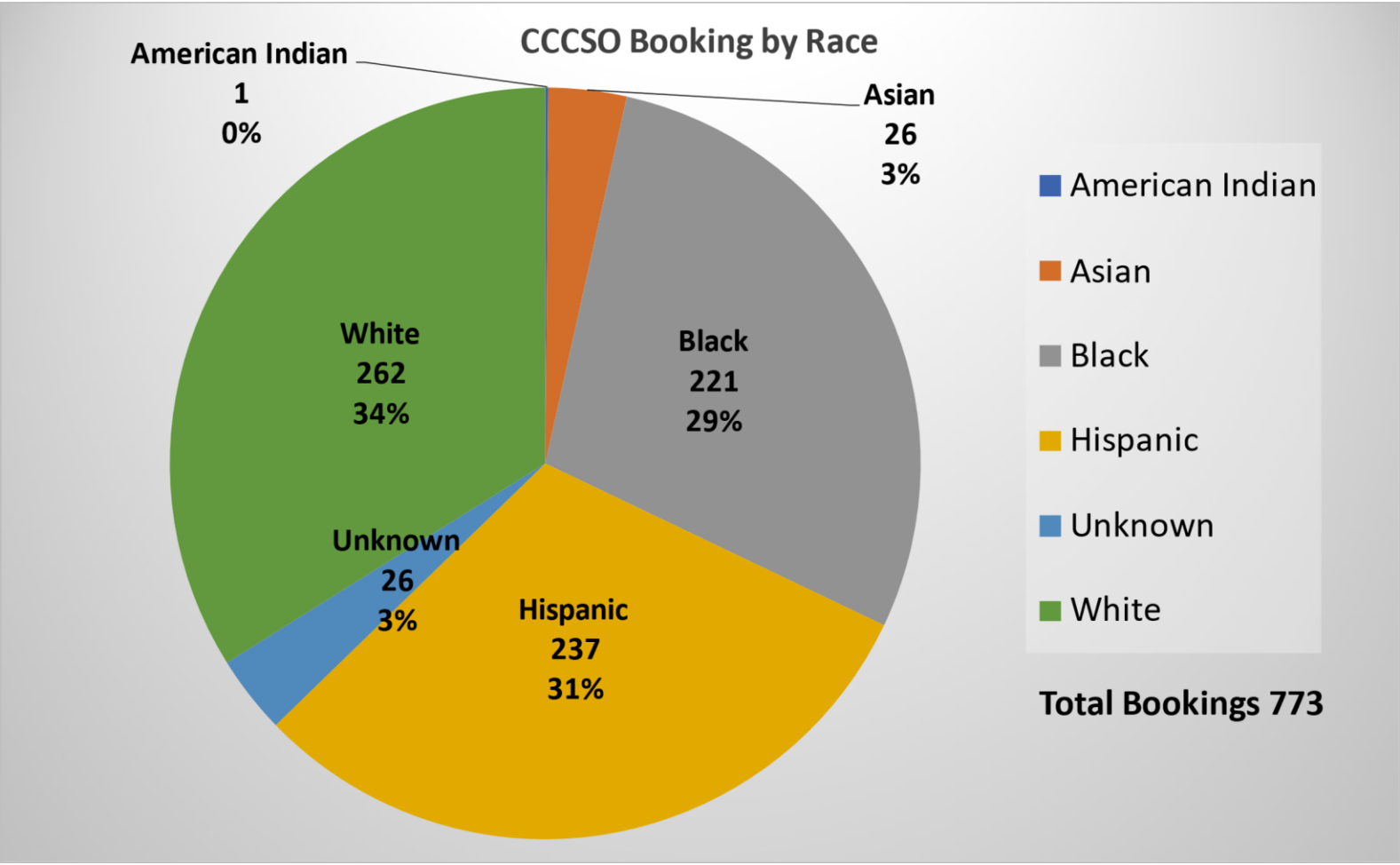
Total Number of MDF Bookings

	2022	2023
January to March	3,211	3,224
April to June	3,401	3,716
July to September	3,665	3,602
January to June Total	10,277	10,542

Total Number of Custody Alternative Bookings

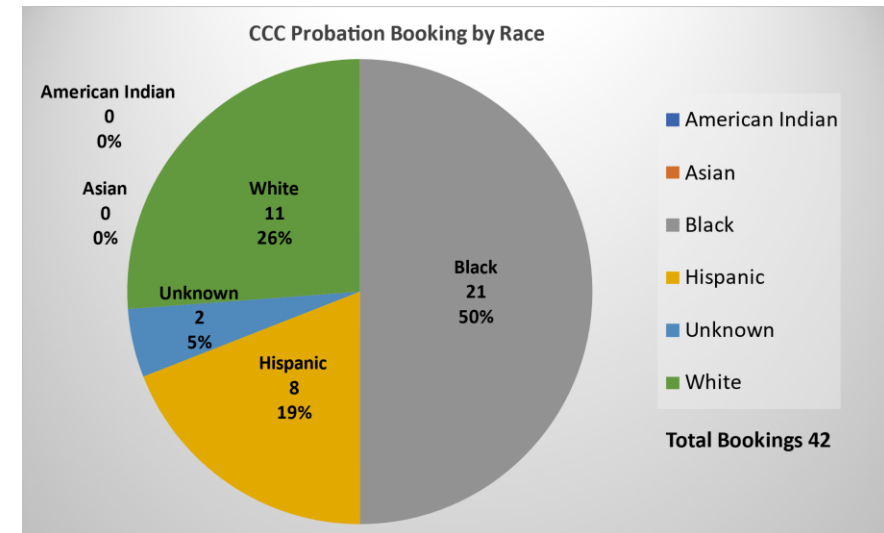
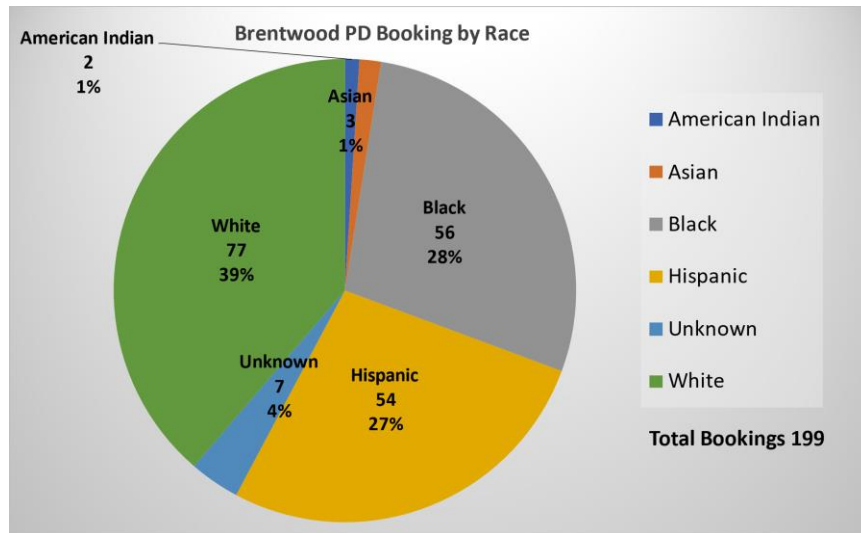
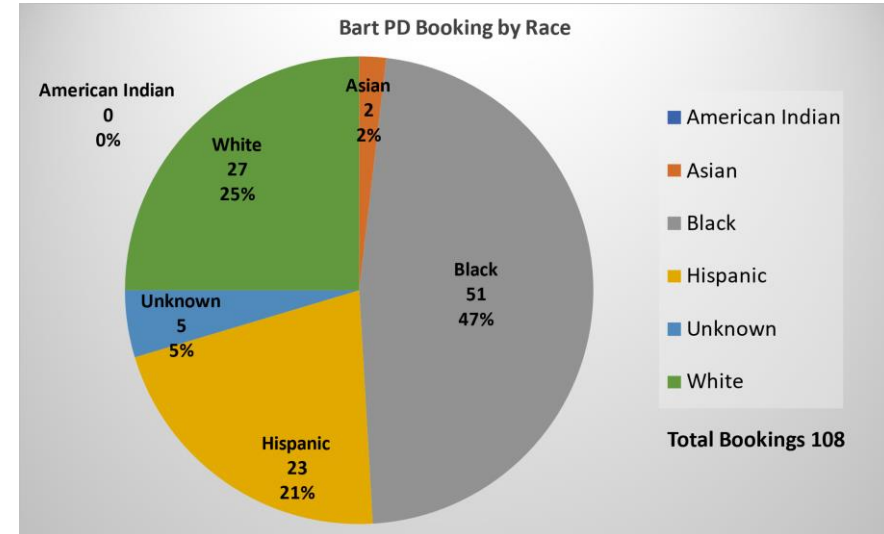
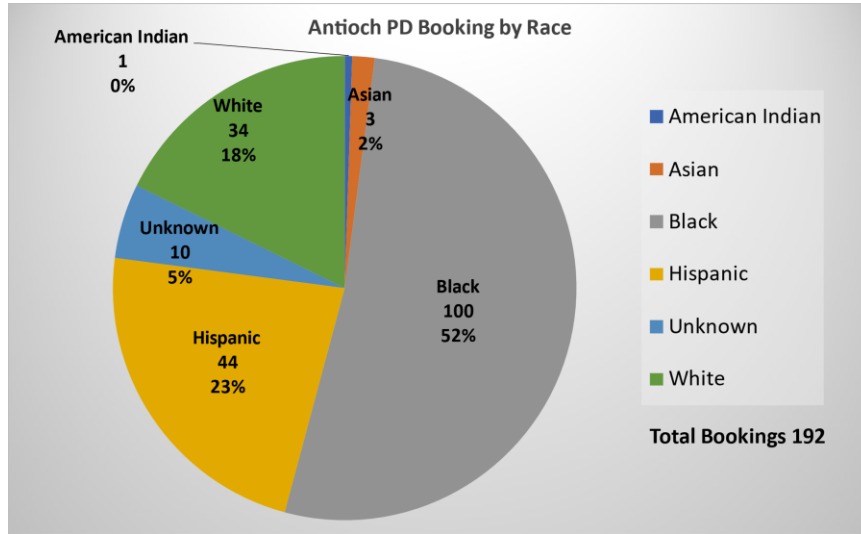
	2022	2023
January to March	392	315
April to June	384	387
July to September	364	458
January to June Total	1,140	1,160

Bookings By Agency By Race

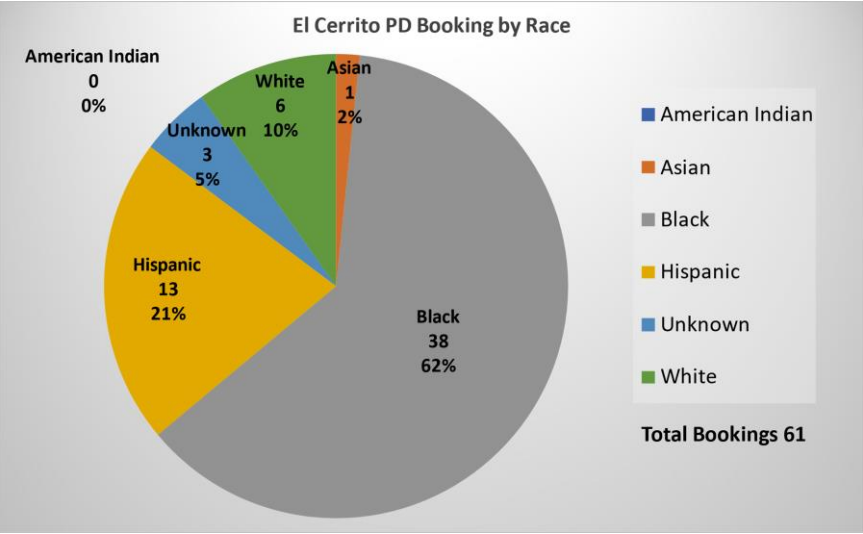
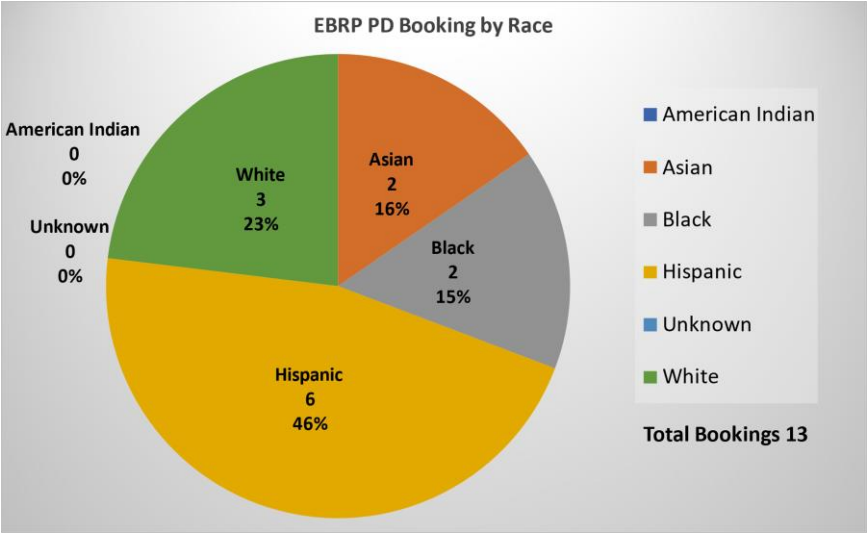
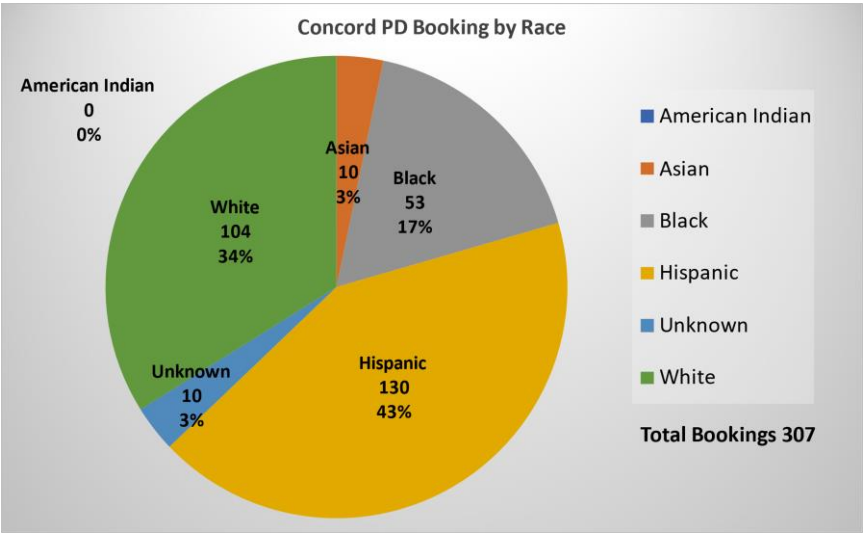
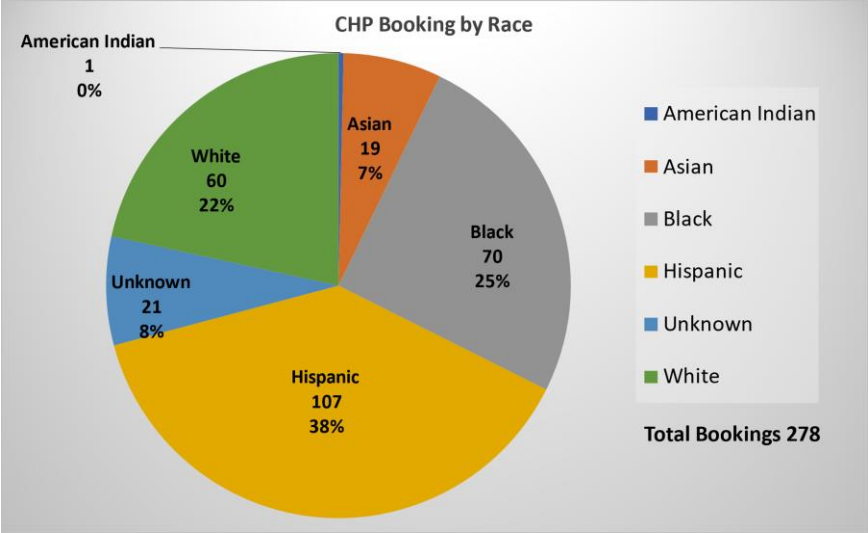


*Sheriff's Office bookings include Contract Cities, Court Remands and Removal Orders from State Prison

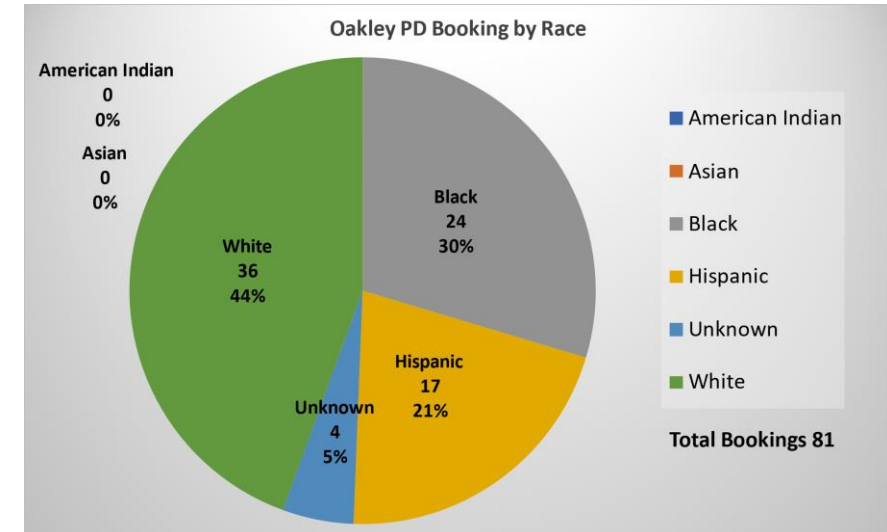
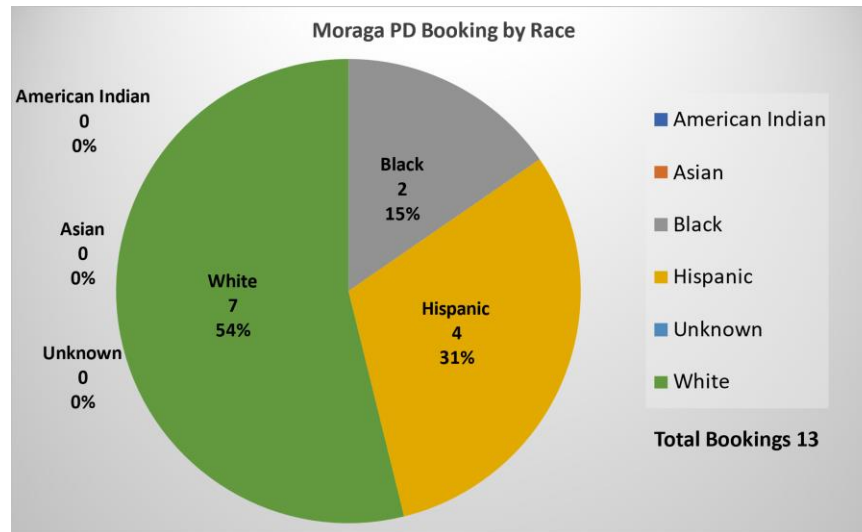
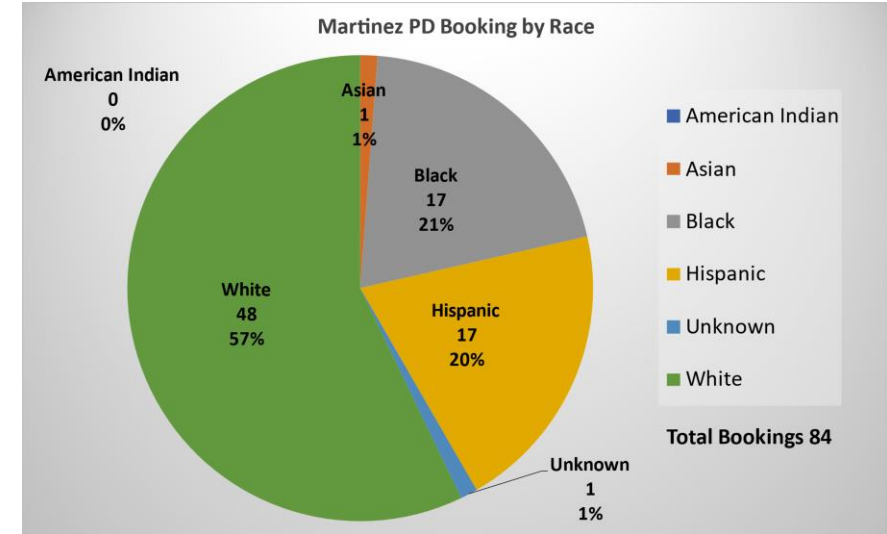
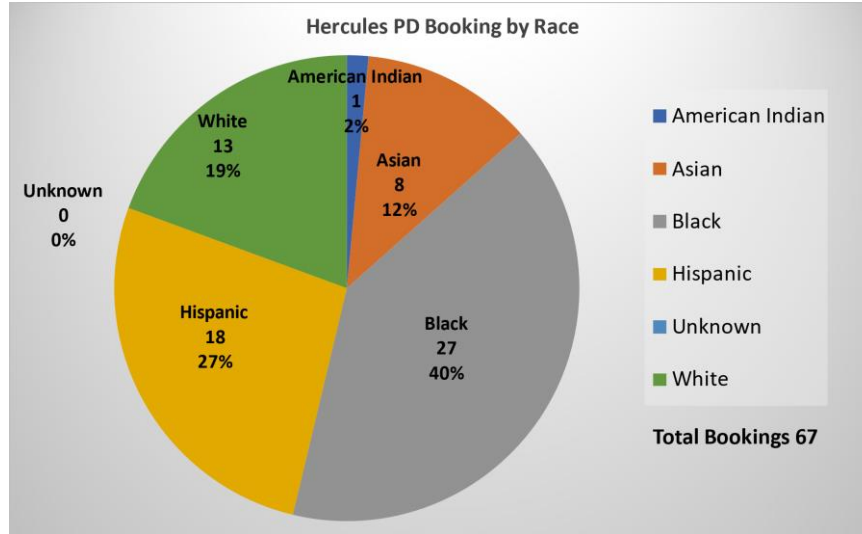
Bookings By Agency By Race



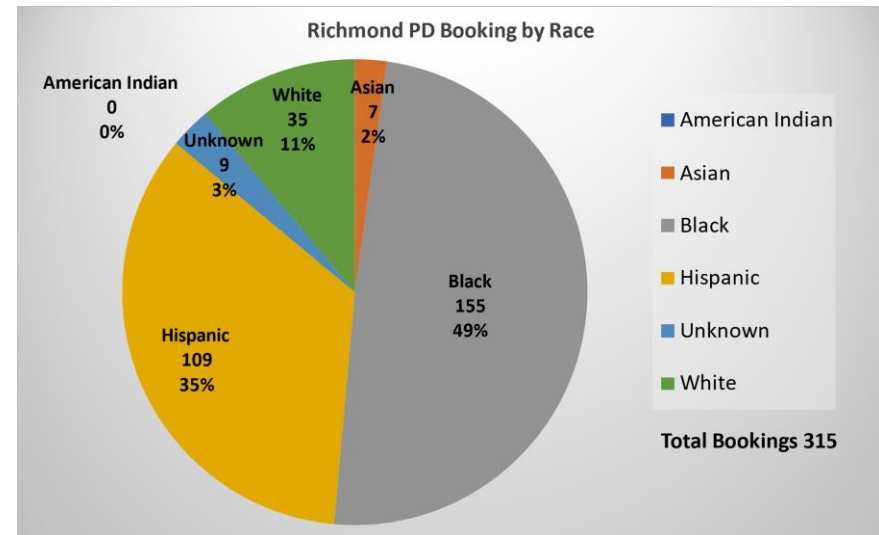
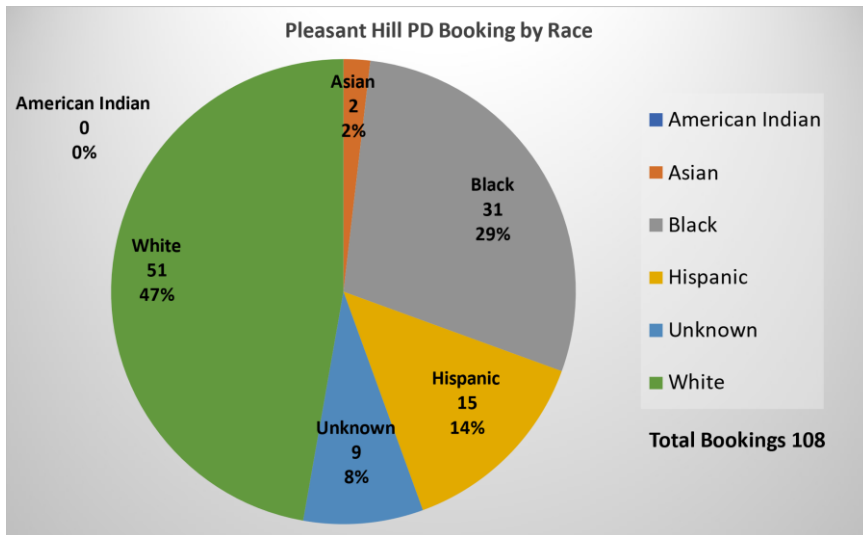
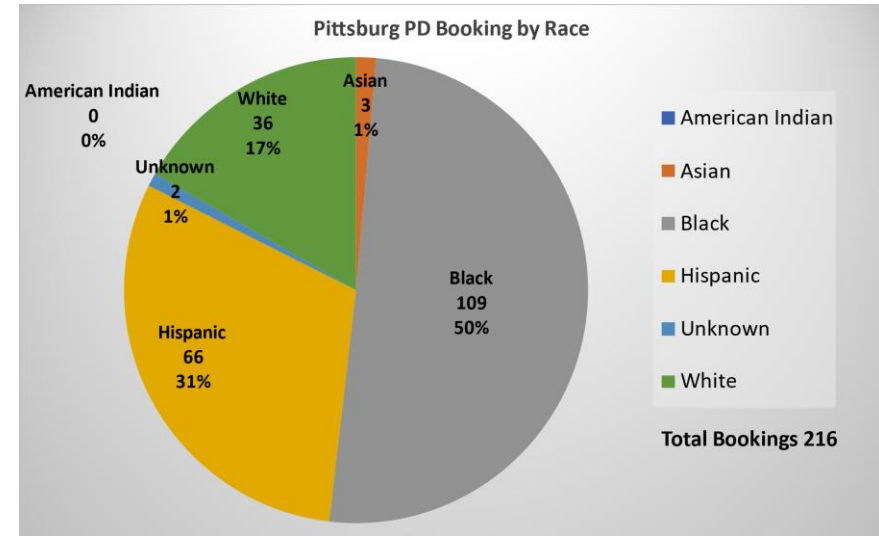
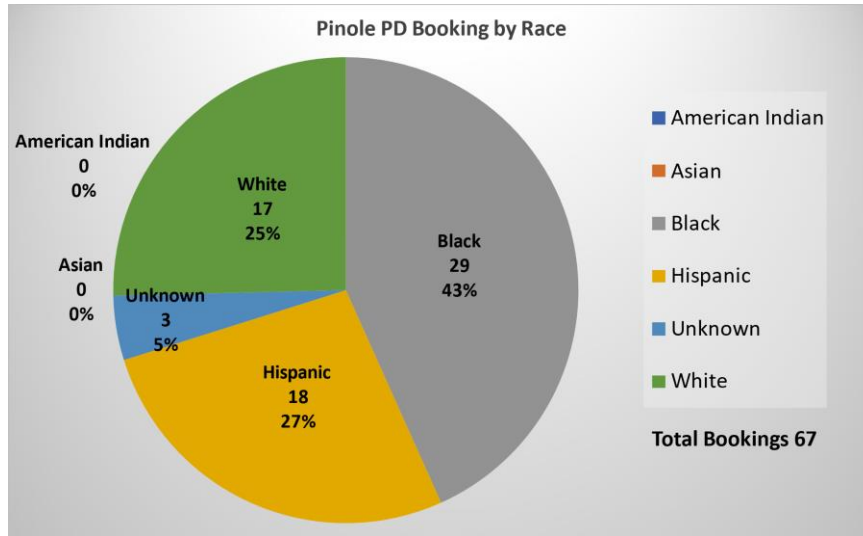
Bookings By Agency By Race



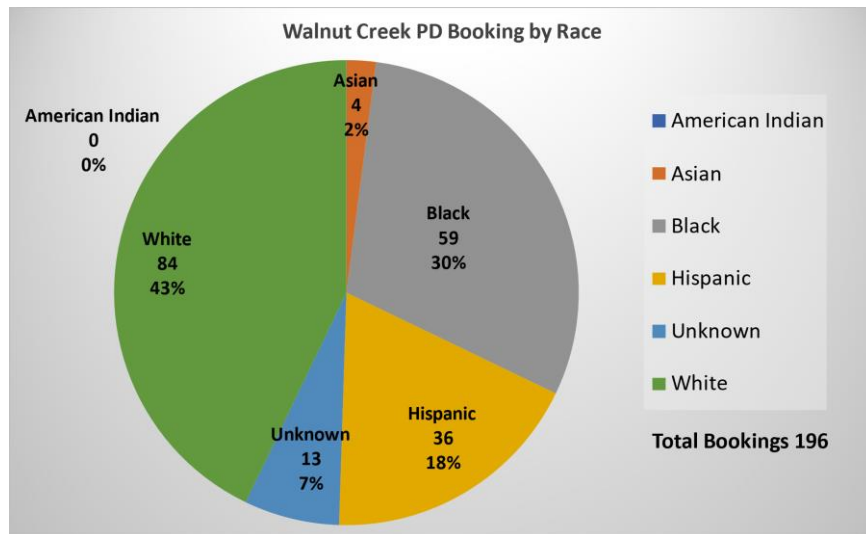
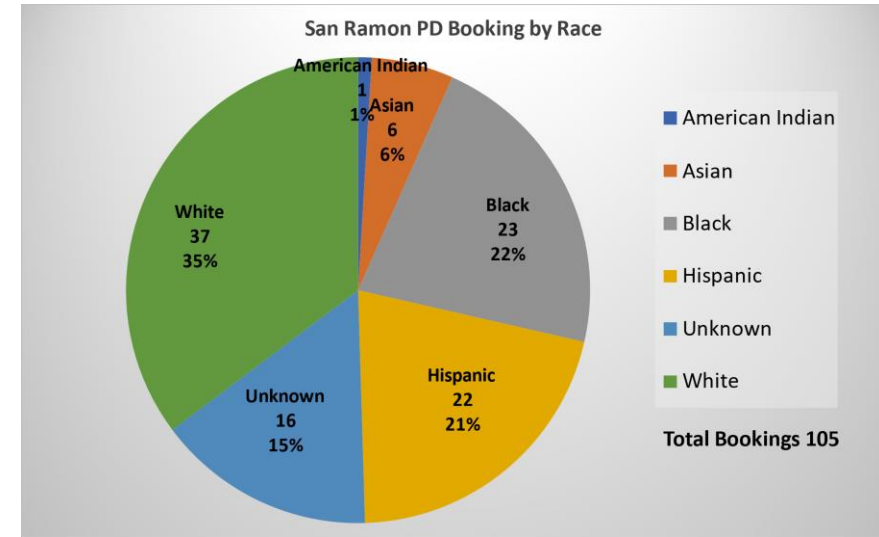
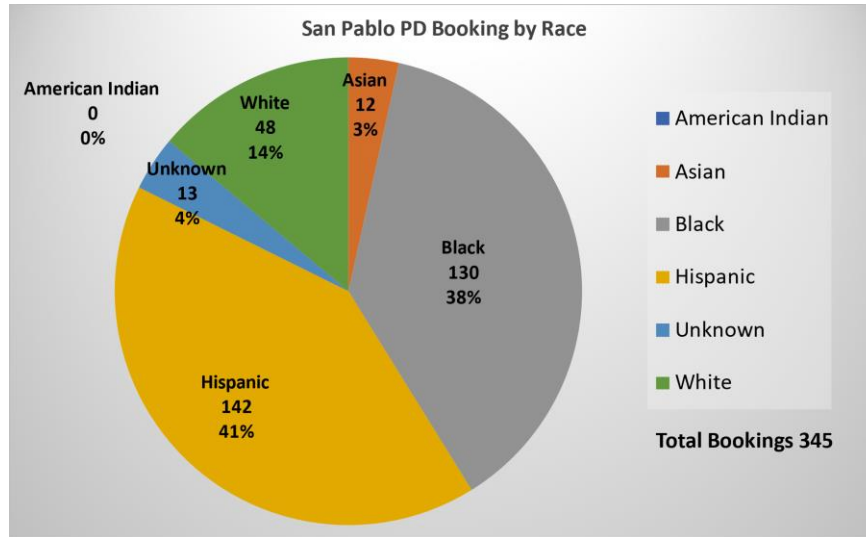
Bookings By Agency By Race



Bookings By Agency By Race



Bookings By Agency By Race



Agencies who made less than 10 arrests during the quarter are not listed

Prior Felony by Race & Percentage of Jail Population

* Slide Data to be provided on
day of Board meeting *

Custody Services Bureau

Total Number of Bookings by Agency

Agency	January to March 2023	April to June 2023	July to September 2023	January to September 2023
Office of the Sheriff	887	885	777	2,549
Antioch PD	255	213	192	660
BART PD	132	116	108	356
Brentwood PD	183	188	199	570
CHP Martinez	229	207	257	693
Clayton PD	11	10	6	27
Concord PD	297	336	307	940
East Bay Regional Park Police	8	15	13	36
El Cerrito PD	53	48	61	162
Hercules PD	80	73	67	220

Custody Services Bureau

Total Number of Bookings by Agency

Agency	January to March 2023	April to June 2023	July to September 2023	January to September 2023
Kensington PD	0	2	2	4
Martinez PD	73	84	84	241
Moraga PD	6	18	13	37
Oakley PD	76	95	81	252
Pinole PD	46	63	67	176
Pittsburg PD	208	220	216	644
Pleasant Hill PD	108	93	108	309
Richmond PD	245	280	315	840
San Pablo PD	400	380	345	1,125
San Ramon PD	103	86	105	294
Walnut Creek PD	253	229	196	678

Custody Services Bureau

Total Number of Bookings by Agency

Agency	January to March 2023	April to June 2023	July to September 2023	January to September 2023
Amtrak Police	1	1	1	3
CCC College Police	6	7	2	15
Contra Costa DA	3	4	1	8
Contra Costa Probation	21	23	42	86
CHP Oakland and Solano	23	19	23	65
Fire Inspector	0	1	2	3
Other (Non-county)	3	3	6	12
State Agencies (Other)	0	2	1	3
State Parole	10	8	2	20
US Marshal	1	7	3	11
Total	3,721	3,716	3,602	11,039

Custody Services Bureau

Average Daily Population

	April to June 2023	July to September 2023
Custody Alternative Facility	373	439
Marsh Creek Detention Facility	28	25
Martinez Detention Facility	410	407
West County Detention Facility	476	469
Other	92	98

Other population numbers include hospitals, those held in other counties, temporary releases, State hospitals, and State prison.

The number shown is an average of the daily population added together divided by the days in a month.

Custody Services Bureau

Average Pre-Trial and Post-Trial Population

	Pre-Trial July to September 2023	Post-Trial July to September 2023
Custody Alternative Facility	115	323
Marsh Creek Detention Facility	3	21
Martinez Detention Facility	363	45
West County Detention Facility	378	91
Other	89	10

Other population numbers include hospitals, those held in other counties, temporary releases, State hospitals, and State prison.

The number shown is an average of the daily population added together divided by the days in a month.

Custody Services Bureau

In-Custody Deaths

	2022	2023
January to March	0	1
April to June	0	0
July to September	1	0
January to September Total	1	1*

*Cause of Death – Natural Causes

Narcan Deployments

	2022	2023
January to March	0	5
April to June	0	6
July to September	12	8
January to September Total	12	19

Narcan deployments began to be tracked in July 2022

Custody Services Bureau

Assaults on Staff

	2022	2023
January to March	30	15
April to June	21	13
July to September	30	28
January to September Total	81	56

Unusual Assault on Deputy Sheriff:

On August 16th, an inmate exposed himself to a female deputy in the court holding area. The inmate also grabbed onto the external vest carrier the deputy was wearing. The inmate was later charged by the District Attorney's Office with several felonies. The deputy sheriff was not injured and remained on duty.

Assault on Deputy:



On September 10th, an inmate unexpectedly attacked a deputy sheriff who was conducting required safety checks of the housing unit. The deputy sheriff was not seriously injured and remained on duty. The District Attorney's Office filed felony charges against the inmate for this attack.

Custody Services Bureau

ICE I-247A Requests for Notification

Total Requests for Notifications Received

	2022	2023
January to March	98	105
April to June	101	132
July to September	113	118
January to September Total	312	355

Total Notifications Made

	2022	2023
January to March	38	30
April to June	33	39
July to September	33	44
January to September Total	104	113

Custody Services Bureau

ICE I-247A Requests for Notification

Notifications on the Same Person

	2022	2023
January to March	6	5
April to June	5	5
July to September	3	2
January to September Total	14	12

Net Notifications Made

	2022	2023
January to March	32	25
April to June	28	34
July to September	30	42
January to September Total	90	101

Custody Services Bureau

Inspections

In July, the BSCC posted on its website the findings of their 2023/2024 “Comprehensive Inspection Report” of the Office of the Sheriff’s Detention and Court Holding facilities. This biannual state inspection monitors for compliance with standards listed in Title 15, Title 24 and W&I 209(f). There were no areas of non-compliance in any Office of the Sheriff’s Detention or Court Holding facility.

Inspections in the Fourth Quarter

Grand Jury Tour

- MDF – October 5
- WCDF – October 18

Prison Law Office

- Mental Health Auditor – Oct 31 to Nov 1

Custody Services Bureau

Additional Contraband Examples Discovered During Q3



Custody Services Bureau

Recovered Firearm



As part of the booking process at MDF, all arrestees are checked with a Tek84 Body Scanner. This scanner can detect contraband and weapons that could otherwise make it into the facility. In August, an arrestee was scanned and found to be hiding a firearm in between their legs. Deputy sheriffs were able to safely recover the firearm without incident and the arrestee faced additional charges of bringing a firearm into the detention facility.



Field Operations Bureau

Total Dispatch Calls for Service

	2022	2023
January to March	67,576	71,755
April to June	71,764	74,318
July to September	79,937	75,514
January to September Total	219,277	221,587

Total Office of the Sheriff's Calls for Service

	2022	2023
January to March	36,398	38,566
April to June	37,926	39,650
July to September	42,098	40,356
January to September Total	116,422	118,572

Field Operations Bureau

Assaults on Staff

	2022	2023
January to March	7	4
April to June	6	12
July to September	4	8
January to September Total	17	24

Field Operations Bureau

A3 (Anyone, Anywhere, Anytime) Requests

	2022	2023
January to March	0	231
April to June	0	240
July to September	0	178
January to September Total	0	649

A3 Responses

	2022	2023
January to March	0	6
April to June	0	38
July to September	0	32
January to September Total	0	76

Field Operations Bureau

Mental Health Evaluation Team Deployments

	2022	2023
January to March	94	72
April to June	134	137
July to September	84	118
January to September Total	312	327

Total Welfare & Institutions Code 5150 Calls

	2022	2023
January to March	374	295
April to June	342	318
July to September	311	317
January to September Total	1,027	930

Field Operations Bureau

Non-Violent Welfare & Institutions Code 5150 Calls

	2022	2023
January to March	333	271
April to June	310	278
July to September	278	285
January to September Total	921	834

Violent Welfare & Institutions Code 5150 Calls

	2022	2023
January to March	41	24
April to June	32	40
July to September	33	32
January to September Total	106	96

Field Operations Bureau

Writ of Possession of Real Property Requests Received

	2022	2023
January to March	215	597
April to June	308	491
July to September	434	429
January to September Total	957	1,517

Field Operations Bureau

Writ of Possession of Real Property with Tenant Removal

	2022	2023
January to March	54	89
April to June	63	96
July to September	64	88
January to September Total	181	273

Tenant Removal with Use of Force

	2022	2023
January to March	0	1
April to June	1	0
July to September	3	0
January to September Total	4	1

Support Services Bureau

Total Number of Coroner's Cases

	2022	2023
January to March	237	233
April to June	211	210
July to September	203	203
January to September Total	651	646

Total Number of Autopsies

	2022	2023
January to March	121	119
April to June	125	118
July to September	108	126
January to September Total	354	363

Support Services Bureau

Coroner's Inquests Conducted

	2022	2023
January to March	2	2
April to June	3	1
July to September	6	0
January to September Total	11	3

Administration Services Bureau

Office of the Sheriff's Authorized Staffing

	Professional Employees	Sworn Employees	Total Sheriff's Office
Number of Filled Positions	297	655	952
Number of Unfilled Positions	89	122	211
Total Authorized	386	777	1163

Administration Services Bureau

Internal Affairs Investigations Initiated

	2022	2023
January to March	1	4
April to June	3	2
July to September	7	3
January to September Total	11	9

Use of Force Incidents reported to State DOJ*

	2022	2023
January to March	1	0
April to June	0	0
July to September	0	0
January to September Total	1	0

* Government Code 12525.2 requires every law enforcement agency to furnish a monthly report to the Department of Justice, for all instances when a peace officer is involved in any of the following:

- An incident involving the shooting of a civilian by a peace officer
- An incident involving the shooting of a peace officer by a civilian
- An incident in which the use of force by a peace officer against a civilian results in serious bodily injury or death
- An incident in which use of force by a civilian against a peace officer results in serious bodily injury or death

Administration Services Bureau

Employees on Administrative Leave

	# of Employees on Admin Leave	Total Number of Days of Admin Leave
January to March	2	58
April to June	2	84
July to September	0	0
January to September Total	4	142

Notable Events

- The 197th Academy class graduated on July 21st. The Office of the Sheriff had 20 deputy sheriffs graduate.
- The 198th Academy began on July 10th and is expected to graduate on January 5th, 2024. There are 19 deputy sheriff recruits currently in the class.
- From September 11th to September 29th the Technical Services Division hosted a three-week Basic Dispatch Academy. The academy covers basic procedures, dispatching within a law enforcement agency, as well as historical, technical, and legal procedures regarding dispatching. The Office of the Sheriff had six dispatchers attend, along with six others from other agencies.



Notable Events

- On August 1st deputies assigned to the Office of the Sheriff station houses and contract cities participated in National Night Out.
- Bay Station deputies attended two events at Refugio Valley Park and the Victoria Green Apartments to celebrate National Night Out. Additionally, deputies visited local parks to pass out stickers and visit with the kids.
- Muir Station deputies attended National Night Out in Clyde where they met with the residents and gave away prizes.
- Delta Station Deputies attended two events in Discovery Bay, and one at the Clayton Regency Mobile Home Park.
- Danville PD, Lafayette PD, and Orinda PD all participated in events in their communities as well.



Notable Events

- On September 13th, Office of the Sheriff deputies attended the annual Cub Scout Troop 53 meeting, including approximately 40 Cub Scouts and parents. Deputy Wallace spoke on “Bike Safety” and “Stranger Danger.” Deputy Ortega provided a drone demonstration, and K9 Deputy Dyer and his K9 Spike provided a K9 demonstration.



Notable Events

- On September 26th, the Office of the Sheriff hosted the Emergency Services Policy Board at the Sheriff's Emergency Operations Center. The Emergency Services Policy Board (ESPB) is an advisory group providing assistance and advice to the County Administrator and the Director of Emergency Services on emergency preparedness planning efforts and coordinating such efforts throughout the county. The ESPB discussed updates to several county ordinances related to a disaster, past and future training opportunities for county personnel, and the Office of Emergency Services' response and recovery from the winter storms.

