

CONTRA COSTA
HEALTH



cchealth.org

Contra Costa Health – Health, Housing and Homeless Services

**Jamie Schechter,
Homeless Services
Chief**

Contra Costa Health and the
Continuum of Care

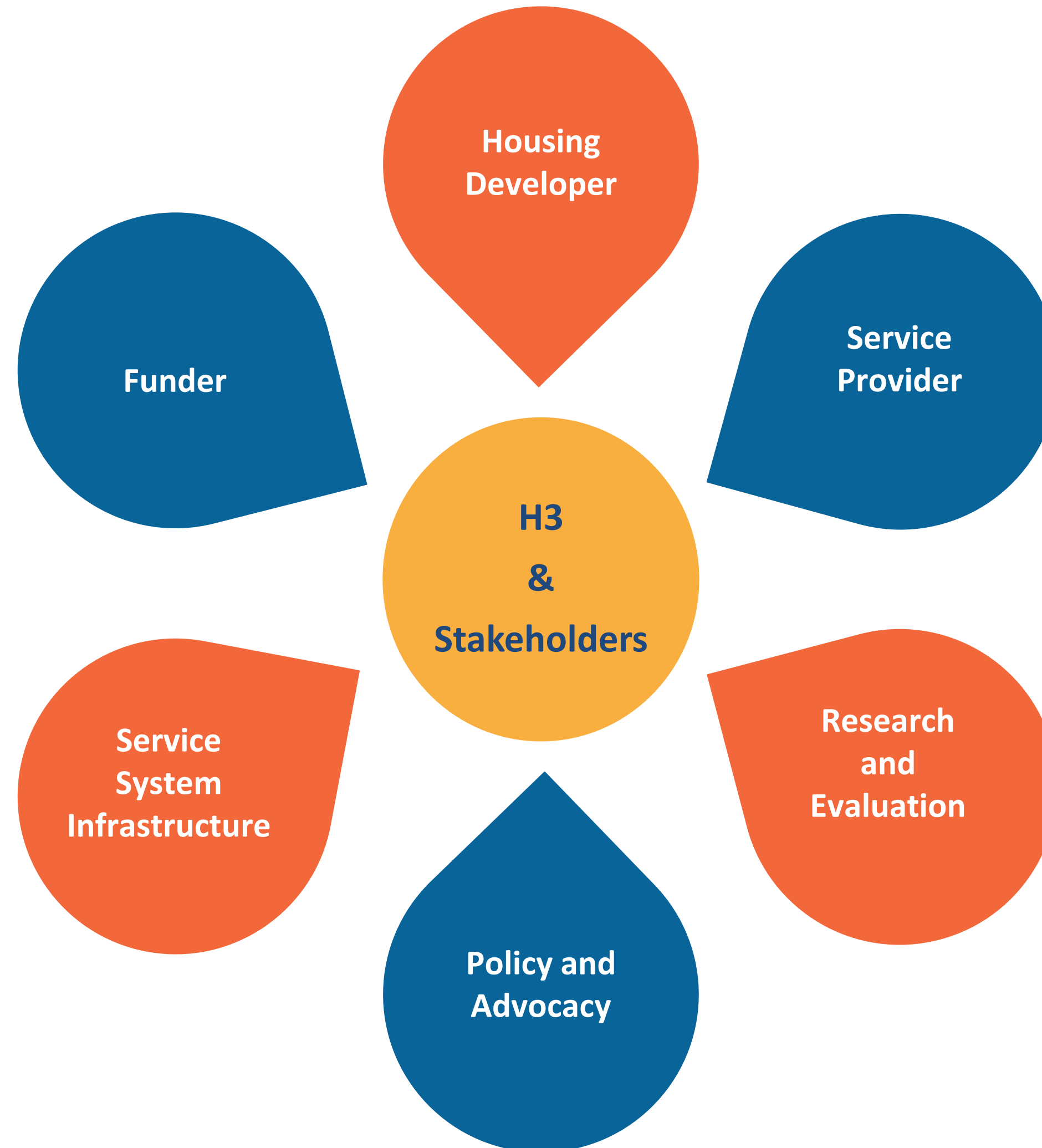
Data Snapshot

Services and How to Connect

Contra Costa Health - Health, Housing and Homeless Services (H3) is committed to making homelessness short-lived and non-recurring by ensuring an integrated system of housing and support services for persons experiencing homelessness in Contra Costa County.

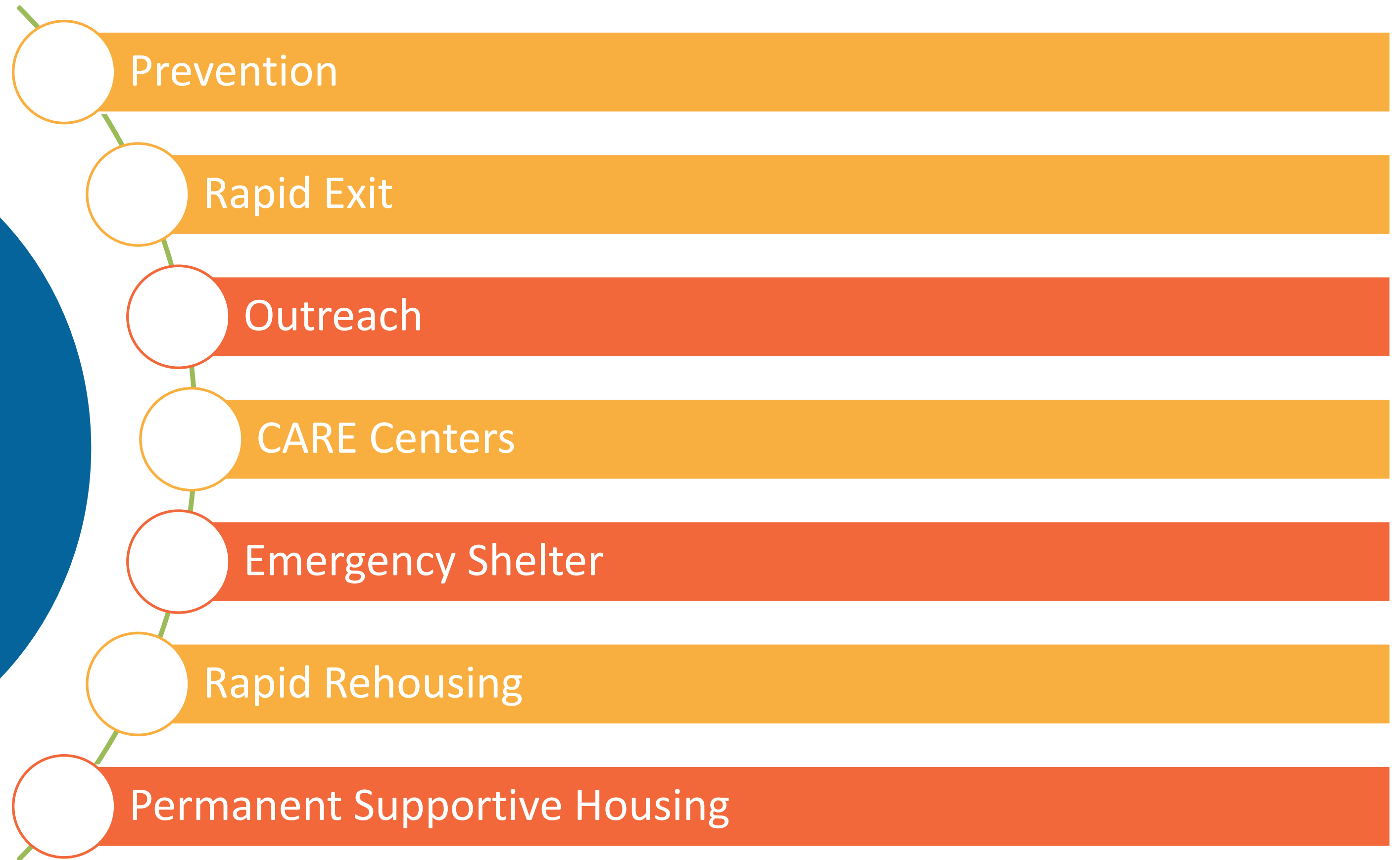


Roles of H3




Contra Costa CoC Structure

LEADERSHIP	CoC Governing Board (appointed by Board of Supervisors)		Contra Costa Council on Homelessness (CoH)					
	CoC Lead Agency HMIS Lead Agency Administrative Entity		Contra Costa Health: Health, Housing & Homeless Services (H3)					
PROVIDERS	Prevention	Rapid Exit	Outreach	Interim Housing/ Emergency Shelter	Transitional Housing	Rapid Rehousing	Permanent Supportive Housing	Permanent Housing
PARTNERS	Health Care (Physical and Mental)	Veterans Affairs	Criminal Justice & Legal Services	Domestic Violence	School Districts	Workforce	Public Safety	People With Lived Experience
STAKEHOLDERS	Cities	County	Community Members	Community Orgs	Funders	And more!		



Data Snapshot



Workers need to earn **\$45.50/hour** to afford a 2-bedroom apartment in Contra Costa



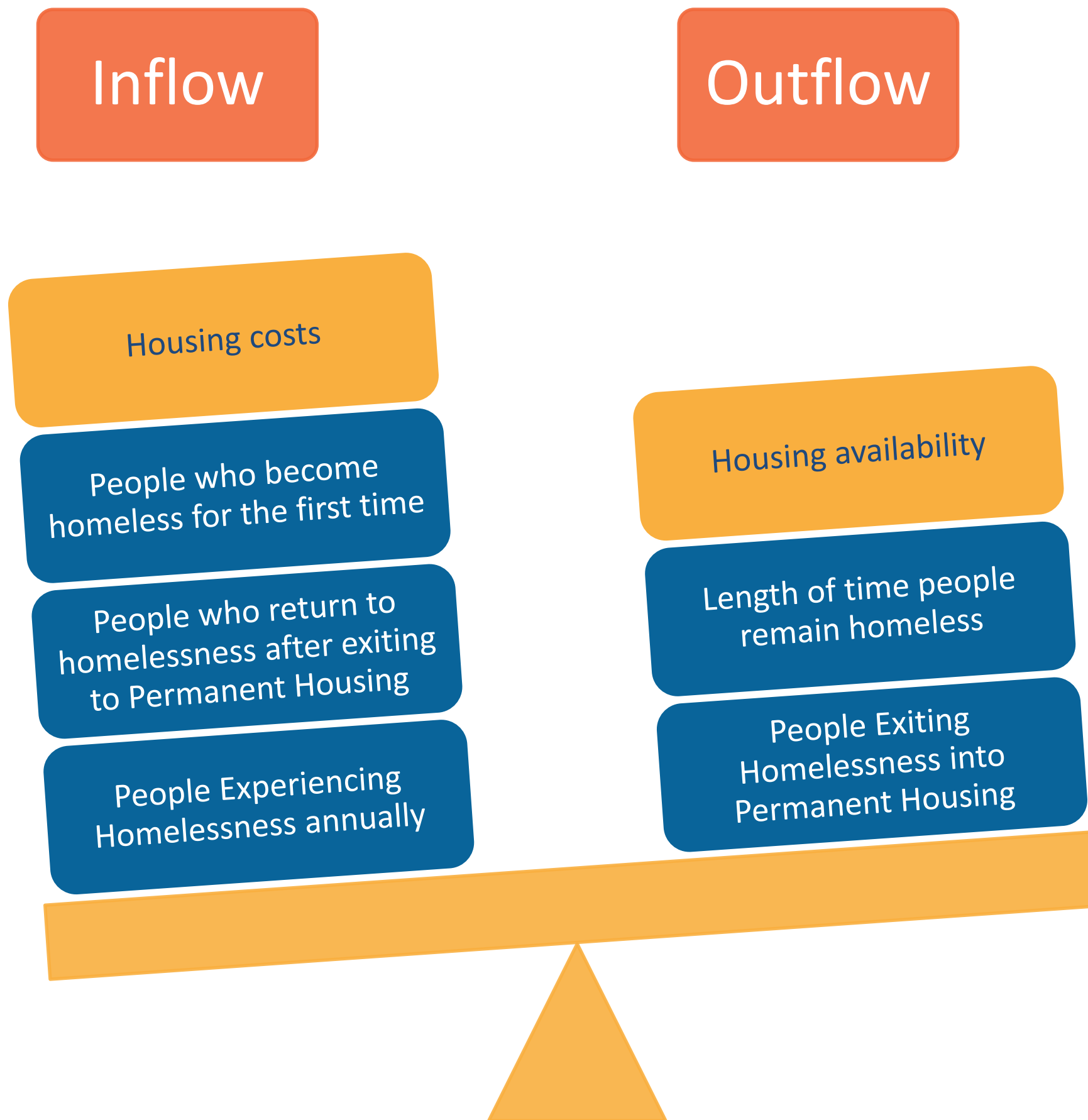
Cost of housing is the biggest factor in a community's rate of homelessness



Contra Costa CoC served 14,245 people in 2024, a 40% increase since 2020



Key Indicators



9,995 households served (14,245 people)
40% increase since 2020¹

Black/African American people
overrepresented 4x¹

Increased temporary and permanent housing beds by 34% since 2023²

79% of people receiving homeless crisis response services* have a disabling condition

97% of households receiving prevention services retained or exited to permanent housing¹

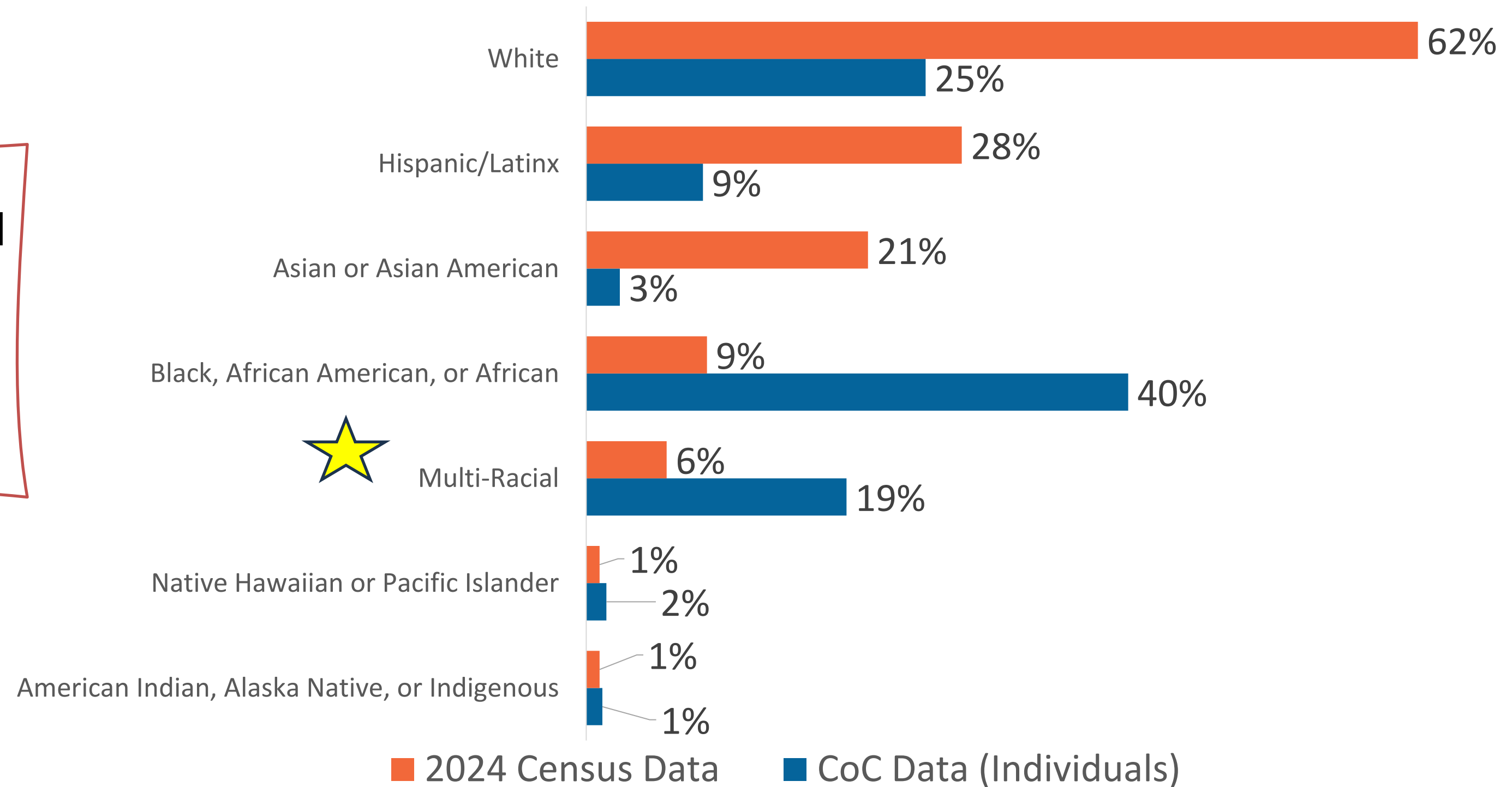
98% of the 1,316 households served in permanent housing programs retained housing¹

Source: 2024 Contra Costa Continuum of Care Annual Report and [2. 2025 Homeless Point In Time Count - 2025 PIT Count Infographic](#)

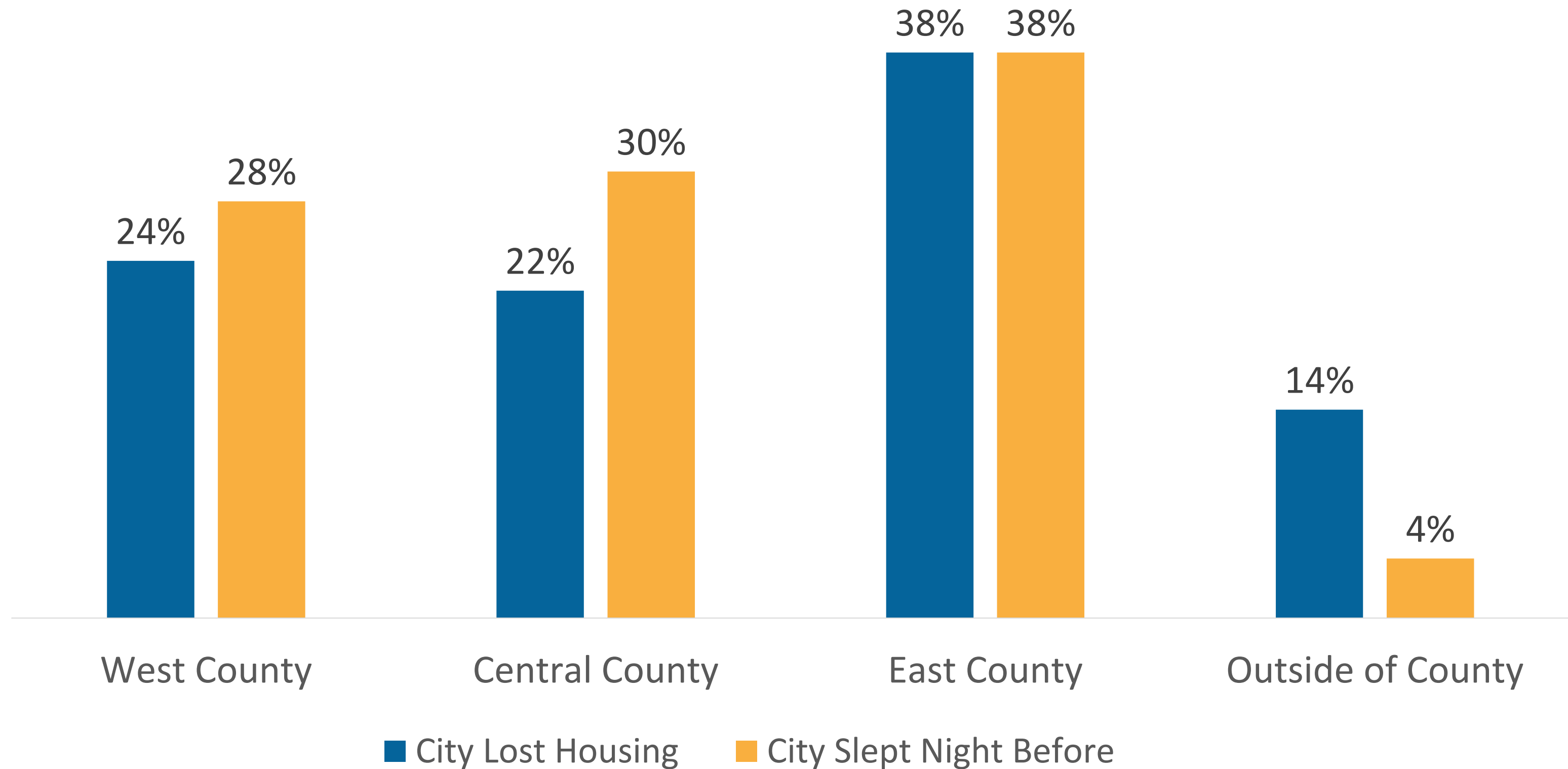
*Homeless crisis response services include homeless outreach, emergency or interim shelter, basic needs, case management, referrals to financial and social benefits, housing navigation, and linkages to health and housing services.

Race Distribution in the CoC Compared to 2024 County Census Data Estimates

Black/African American/African and Multi-Racial over-represented relative to County census



Where Households Lost Housing and City Where Slept Before Enrollment, by Region, 2024



Black/African American/African Households in the CoC Demographics

Households are more likely to be families with minor children (28% served compared to 18% of CoC overall)

More likely to be women (53% compared to 49% of CoC overall)

Younger (38% under 24 compared to 30% CoC overall)

Fewer older adults (17% compared to 22% of the CoC overall)

Similar rates of exits to Permanent Housing (within 1% of overall exit rate)

Black/African American/African Households in the CoC – Programs Utilization

Most Utilized Programs



- CORE Mobile Outreach
- Prevention – Non-Coordinated Entry
- VASH – Veteran Administration Supportive Housing
- Prevention – Coordinated Entry
- CARE Centers and Concord Service Center

Most Utilized Services



- Outreach – Housing Coordination
- Outreach – Emergency Supplies/Meals
- Service Planning and Delivery Assistance
- Outreach – Coordinated Entry Assessment
- CalAIM Housing Navigation Service

Black/African American/African Households in the CoC – Geography

Of the Top 5 Cities where people lost housing in the CoC



More likely to be Black/African
American/African

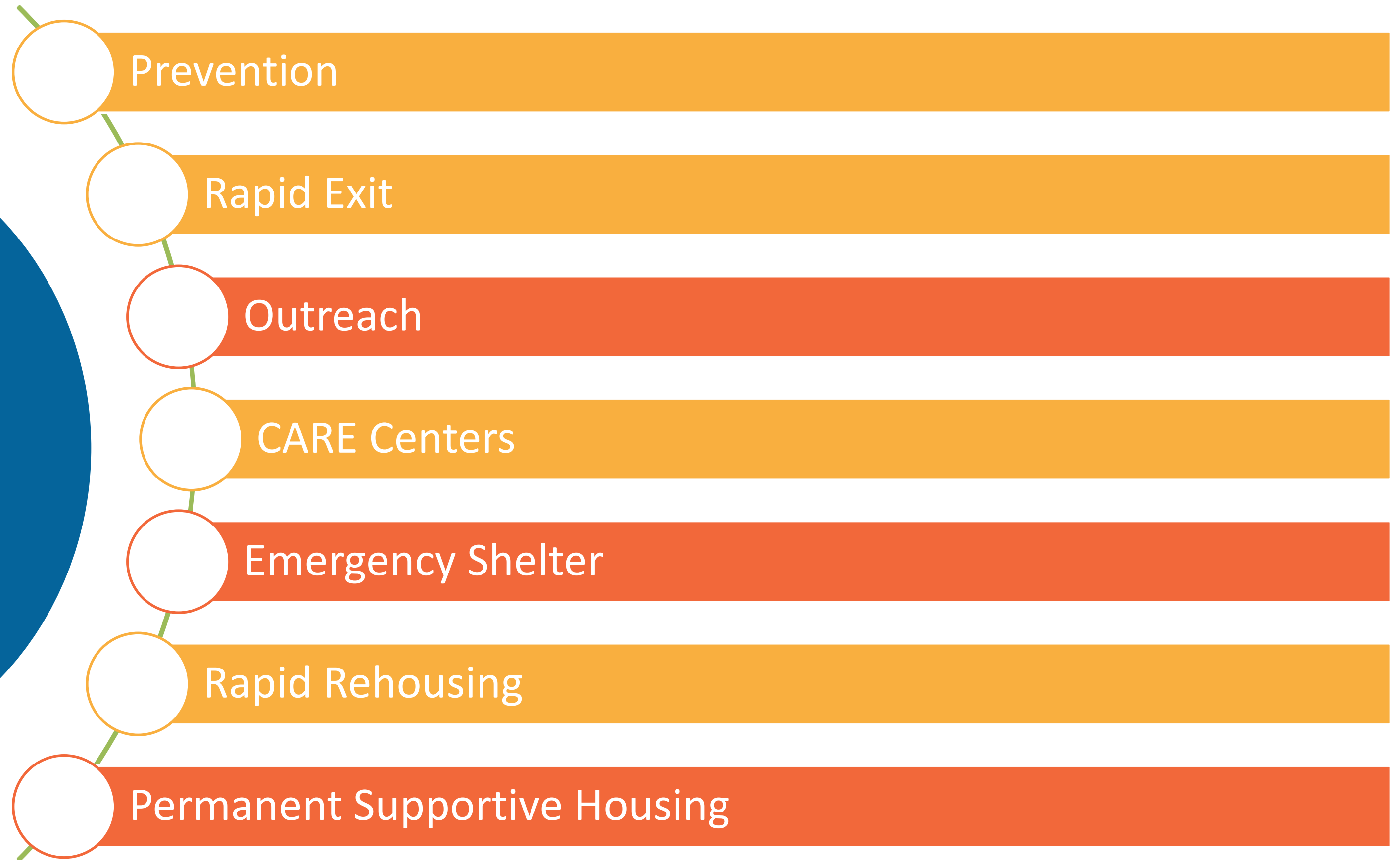
- Antioch
- Richmond
- Pittsburg



Less likely to be Black/African
American/African

- Concord
- Martinez

Services and How to Connect



Coordinated Entry

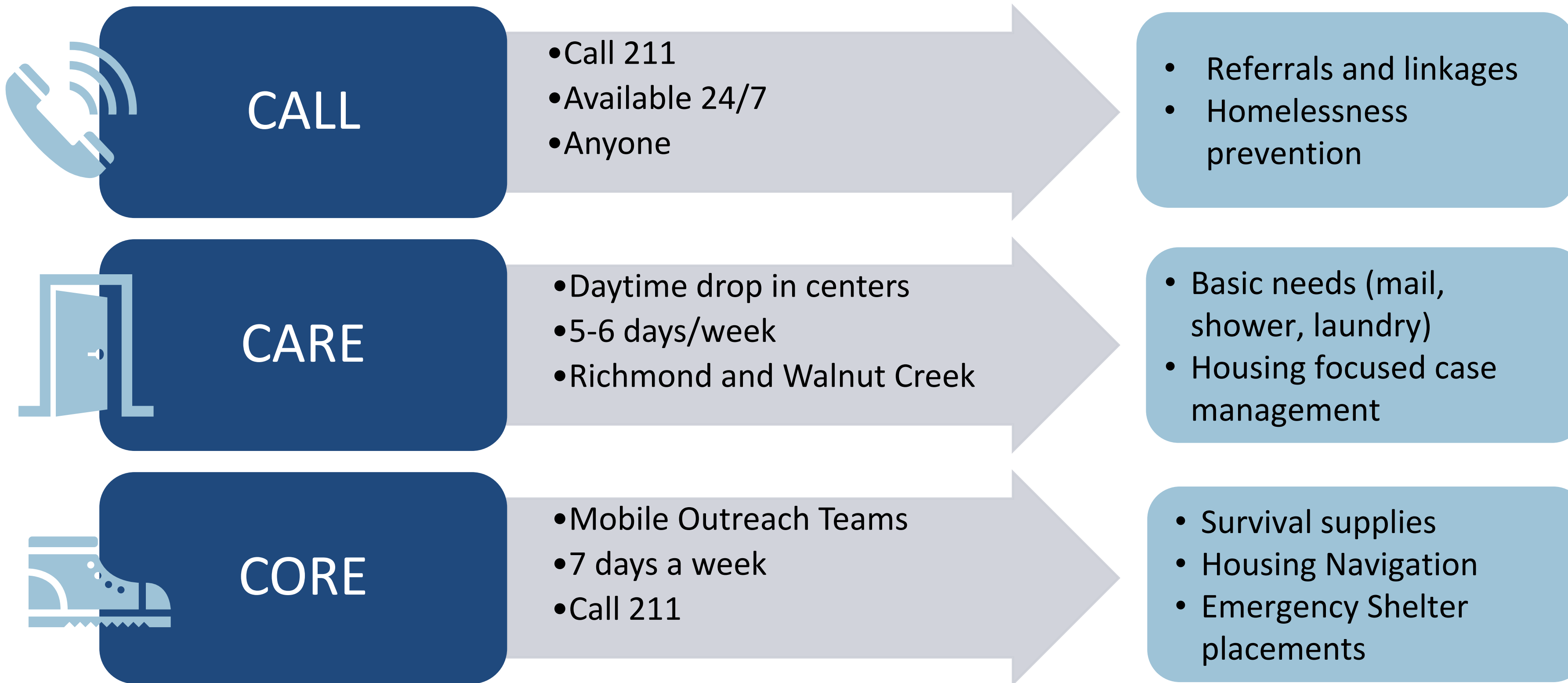
A system to ensure all people experiencing a housing crisis have easy access to homeless services

Individuals and families experiencing homelessness are quickly identified, assessed and connected to the most appropriate available resource

Prioritizes the most vulnerable for limited resources



How to Connect



Emergency Shelters

- Some County funded, some privately operated
- Lower barriers as much as possible
 - Non-congregate
 - No set-length of stays
 - Pet friendly

Warming Centers

- Night-by-night placements

Safe Parking

- Monitored locations where people can sleep in their vehicles

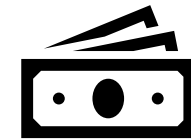
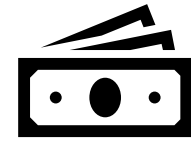
Transitional Housing Programs

- Typically population specific – veterans, transition aged youth, survivors of domestic violence
- Time-limited programs



Get Help

Coordinated Entry



Market Rate

- Pay own rent
- No support services

Vouchers (multiple types)

- Some are just for low-income (Housing Choice Vouchers/Section 8) and some are for people experiencing homelessness (EHV/Mainstream)
- No supportive services
- Only “SOMETIMES” part of homeless system

Rapid Rehousing

- Time limited (6-18 months)
- Must be homeless
- Rental support & Supportive services

Permanent Supportive Housing

- NOT time limited
- Rental support & Supportive services
- Must be disabled and homeless

Questions + Answers

CONTRA COSTA
HEALTH



cchealth.org

Jamie Schecter

Homeless Services Chief,
Contra Costa Health: Health, Housing
and Homeless Services

jamie.schecter@cchealth.org
cchealth.org/h3



Get Help