

Contra Costa County Office of the Sheriff



Quarterly Sheriff's Oversight Report

April – June 2024

Custody Services Bureau

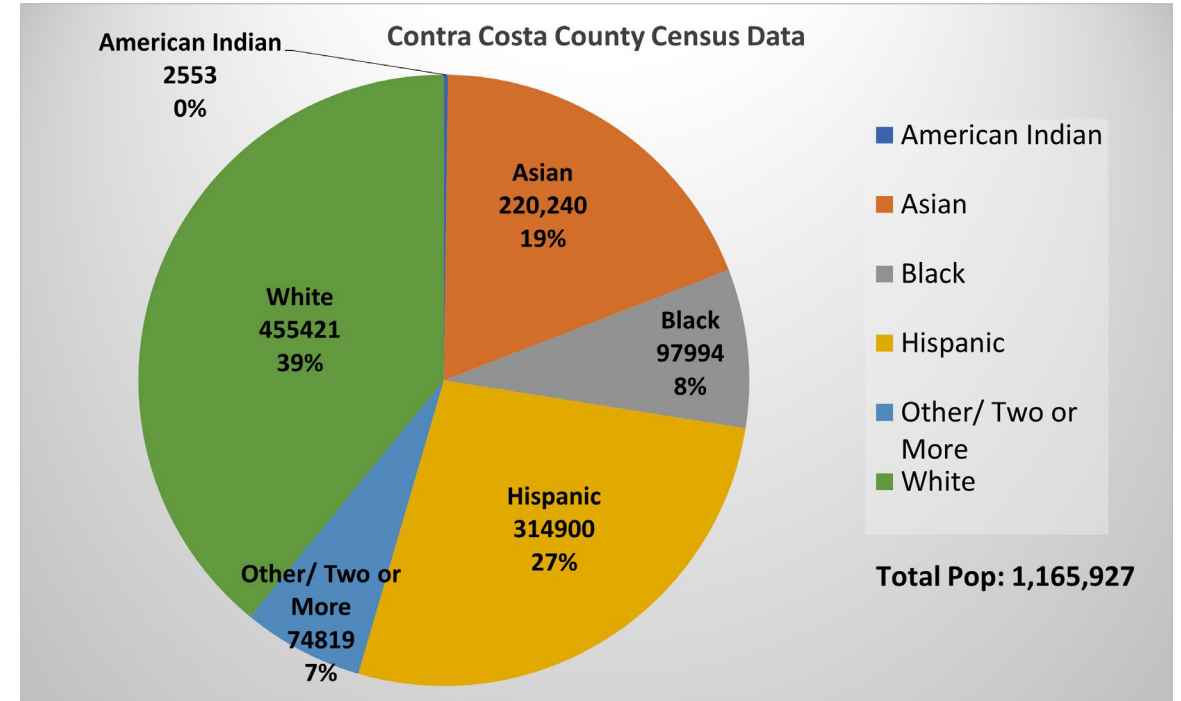
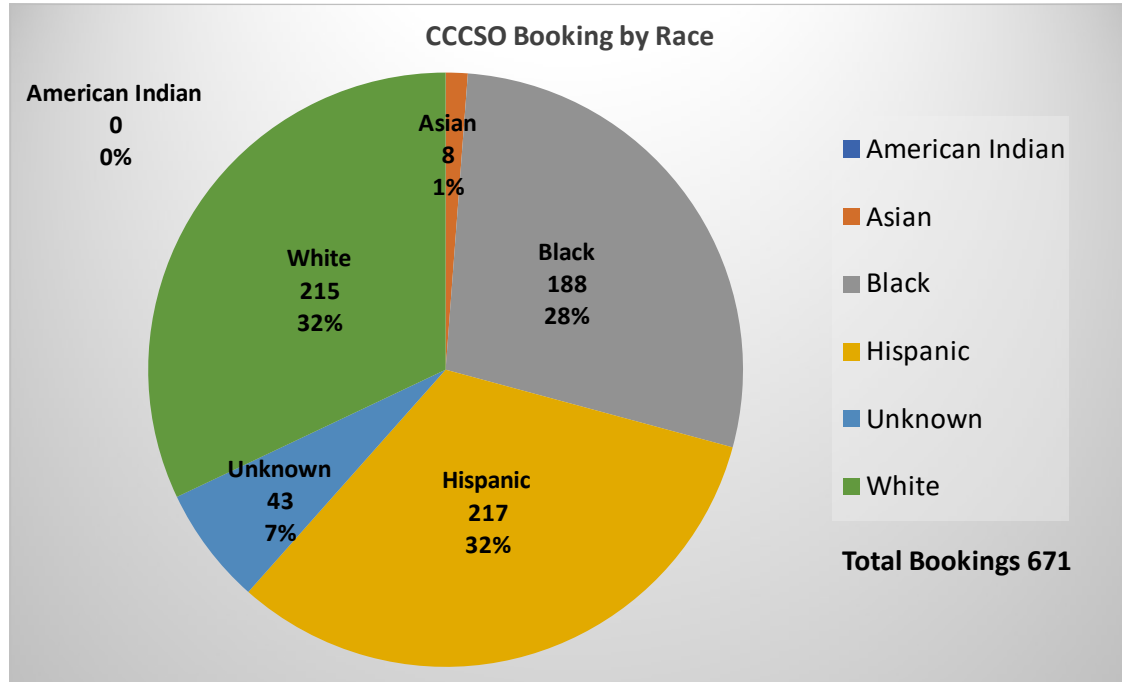
Total Number of MDF Bookings

	2023	2024
January to March	3,224	3,506
April to June	3,716	3,607
January to June Total	6,940	7,113

Total Number of Custody Alternative Bookings

	2023	2024
January to March	315	402
April to June	387	490
January to June Total	702	892

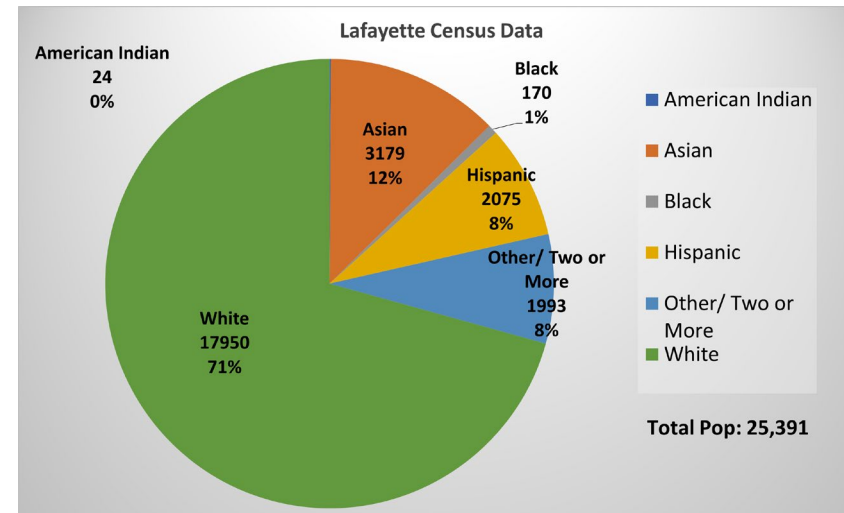
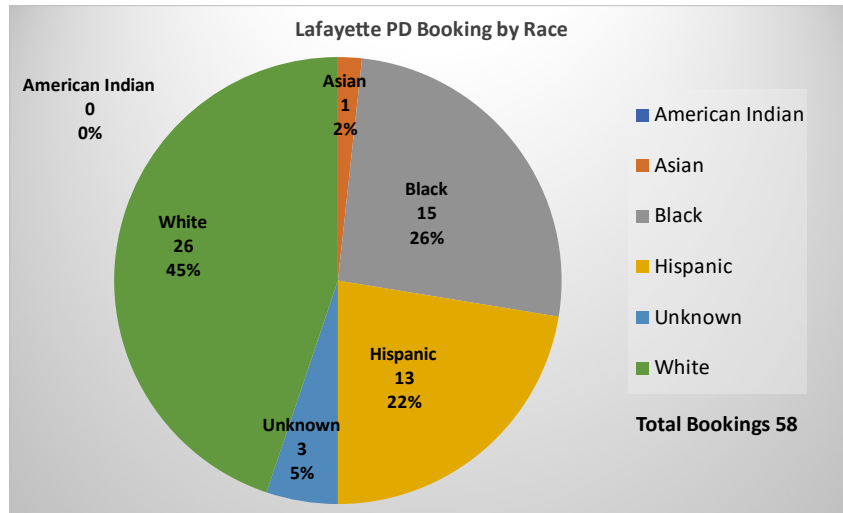
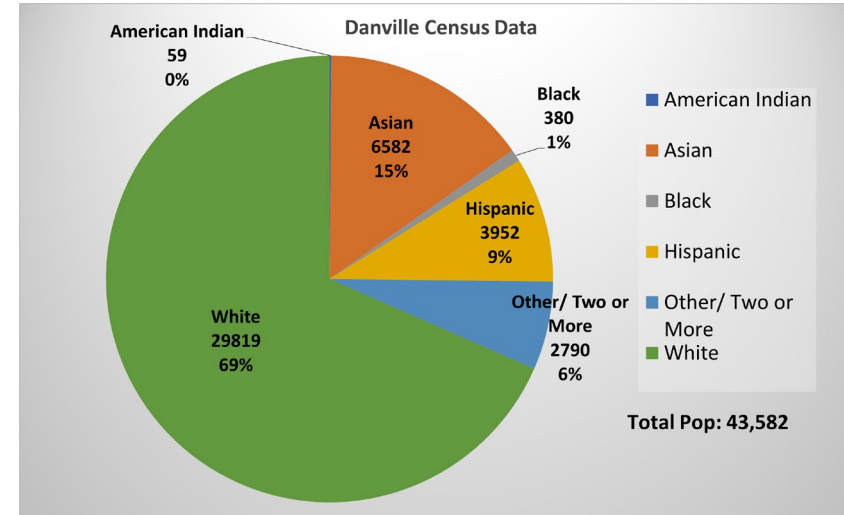
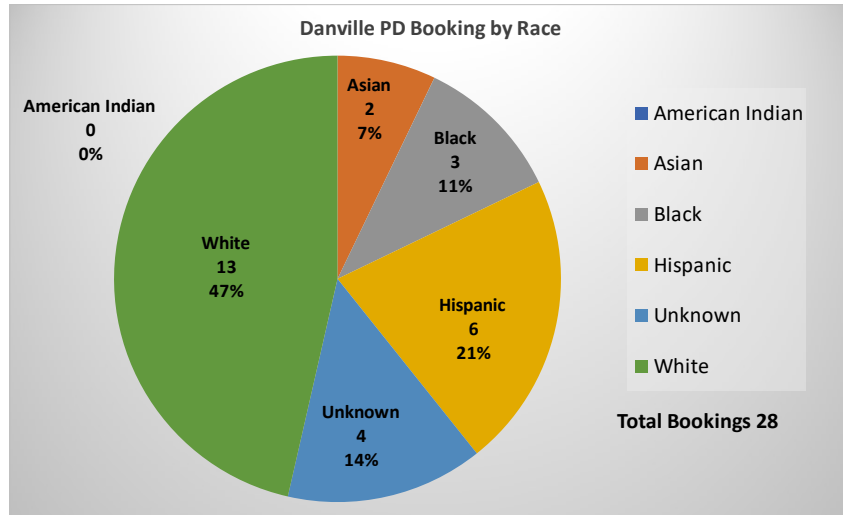
Criminals Arrested/Booked & Census Data



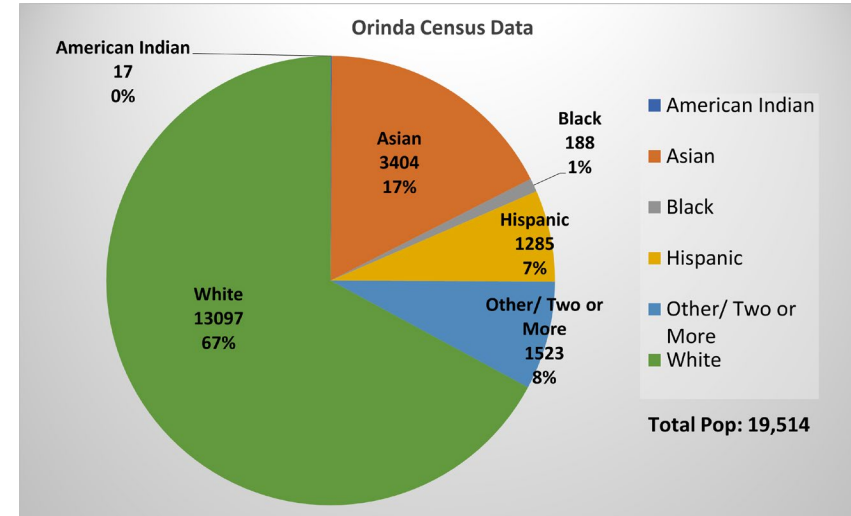
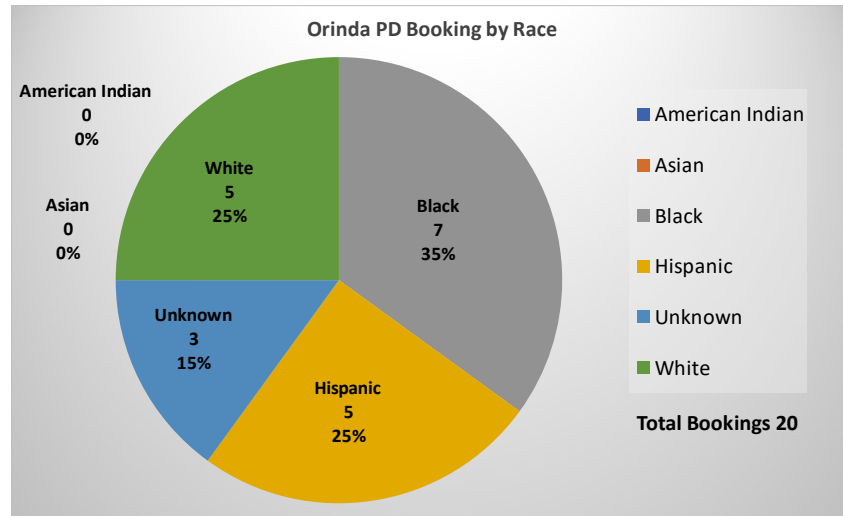
*Sheriff's Office bookings include Court Remands and Removal Orders from State Prison

Census Data:
<https://www.contracosta.ca.gov/DocumentCenter/View/72110/Contra-Costa-County-Places-Data-Profiles---2020-Redistricting-Data-PDF>

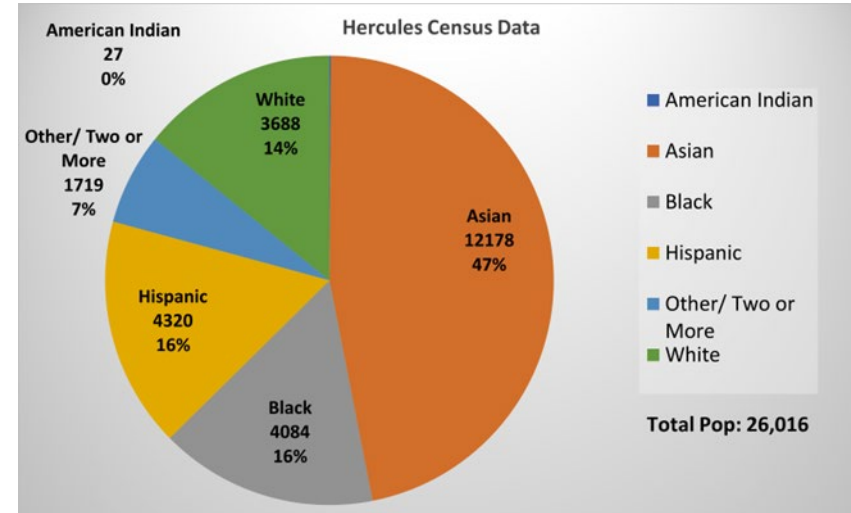
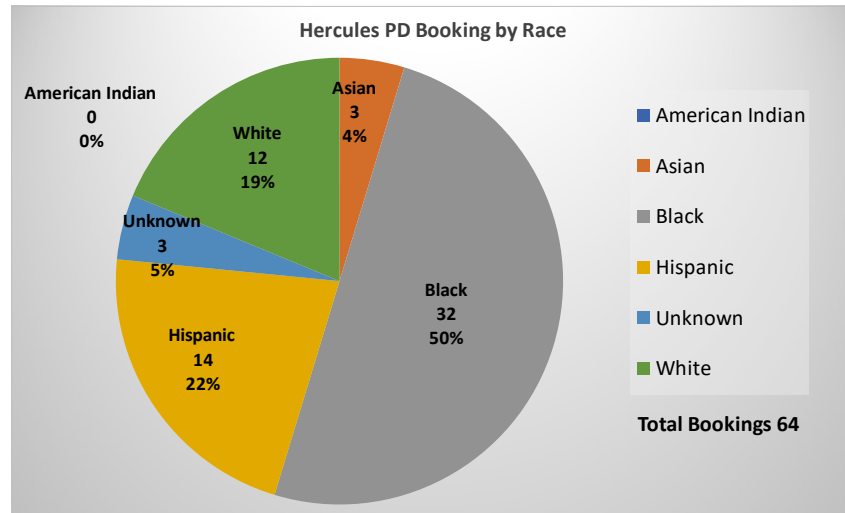
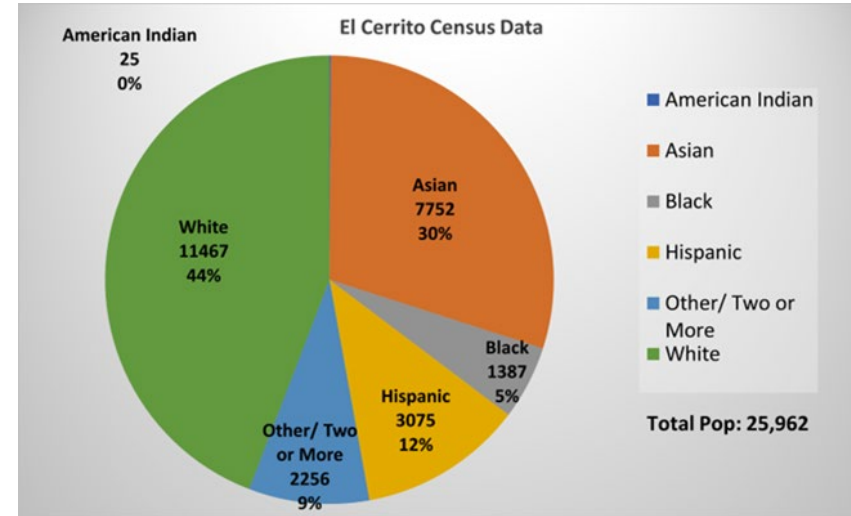
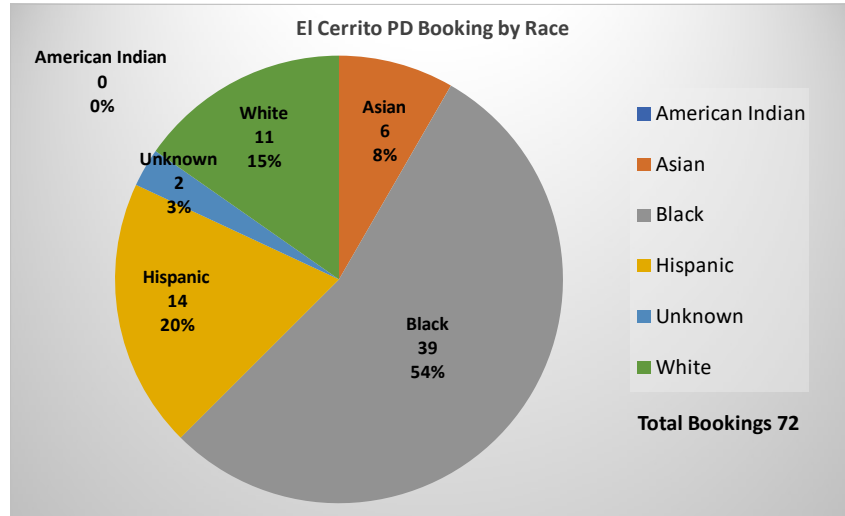
Criminals Arrested/Booked & Census Data



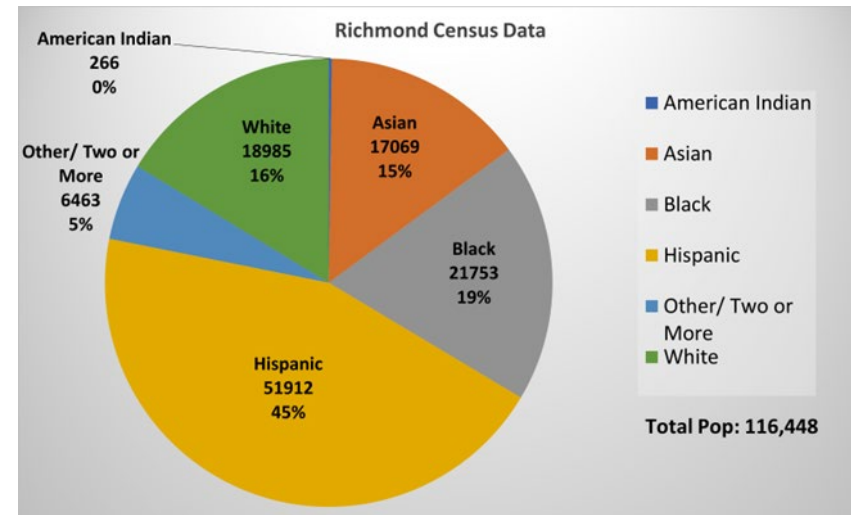
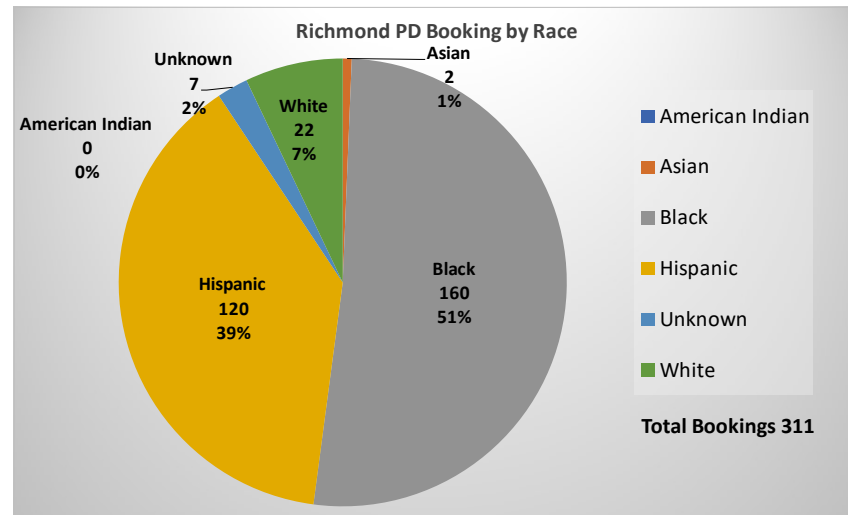
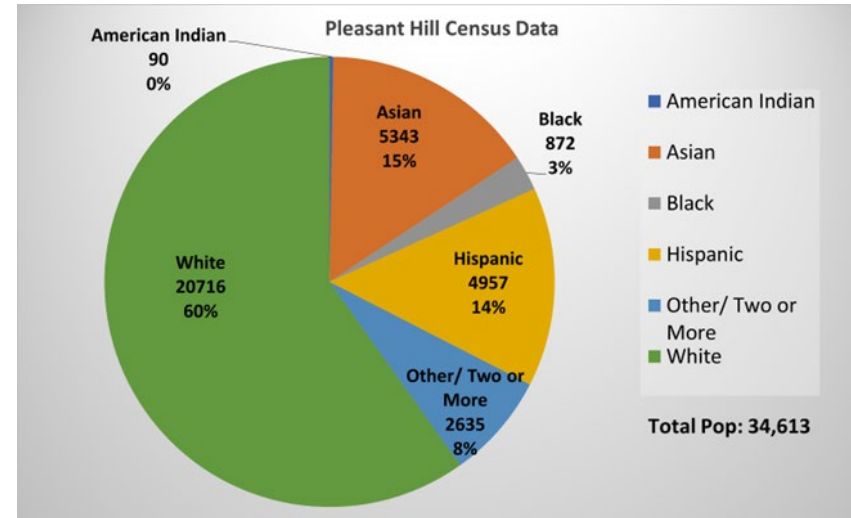
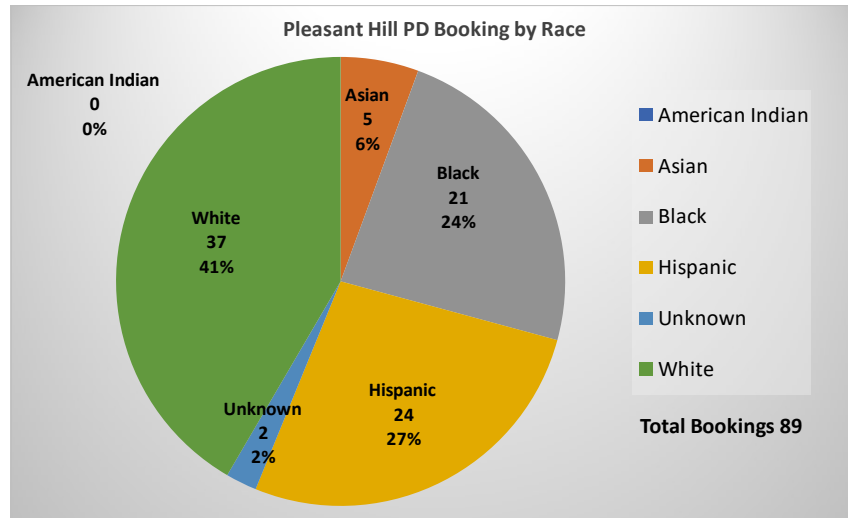
Criminals Arrested/Booked & Census Data



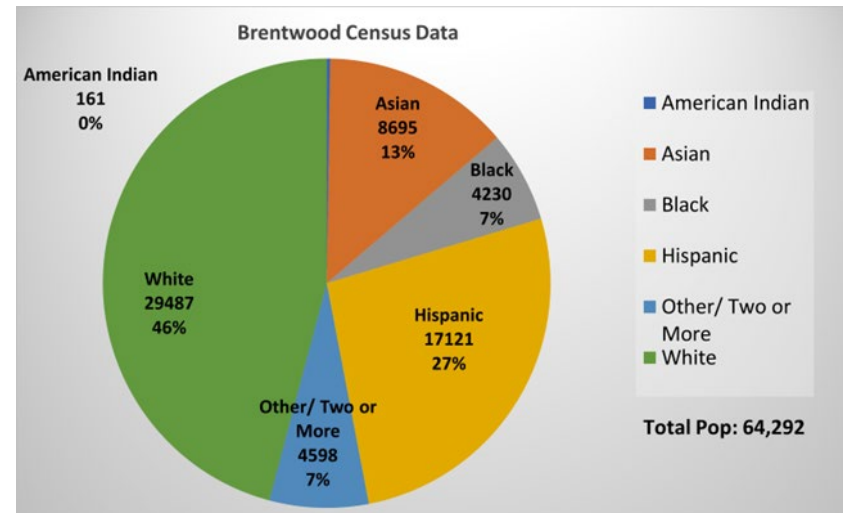
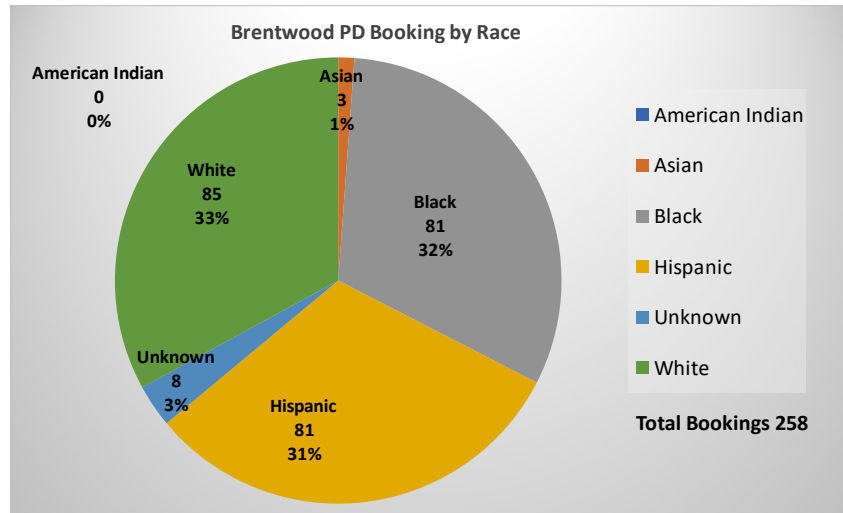
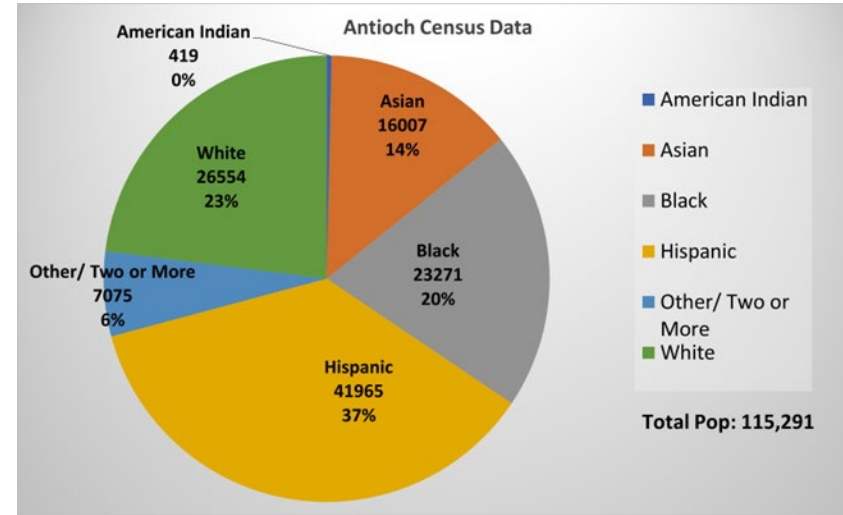
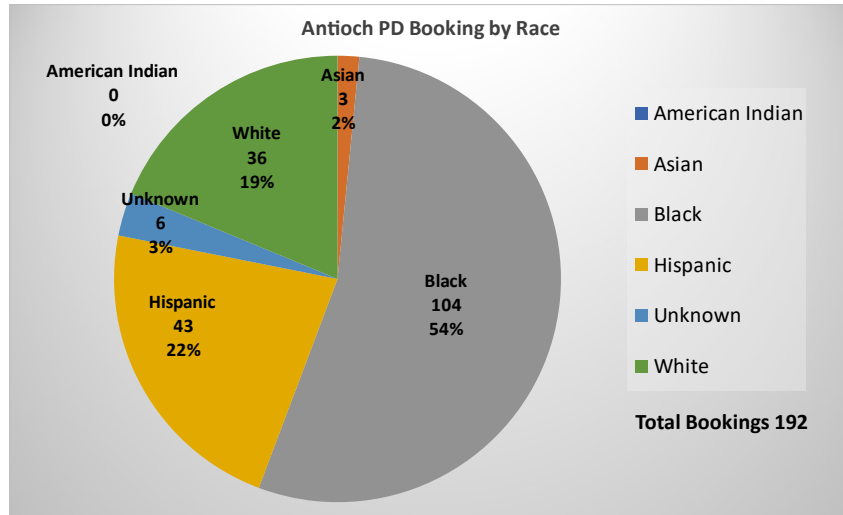
Criminals Arrested/Booked & Census Data



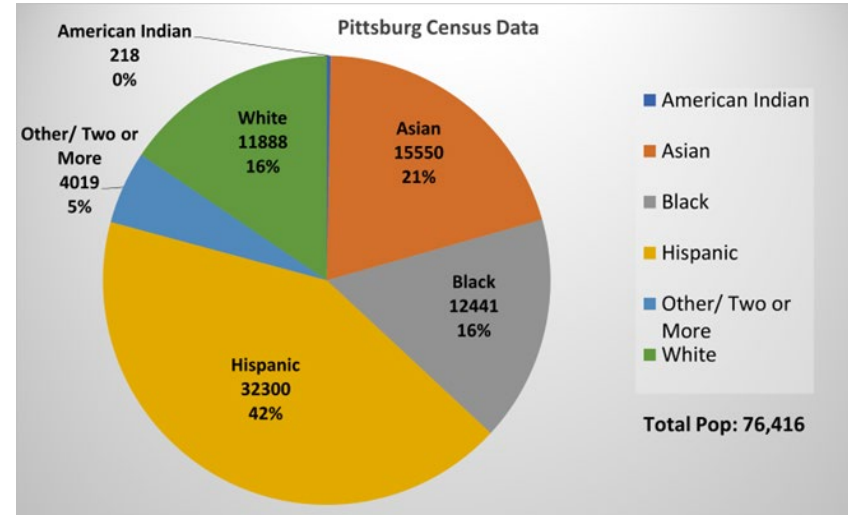
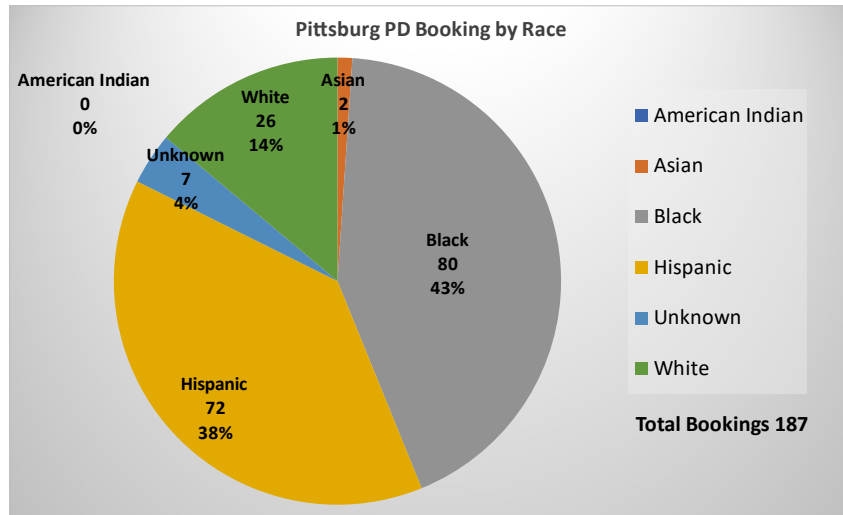
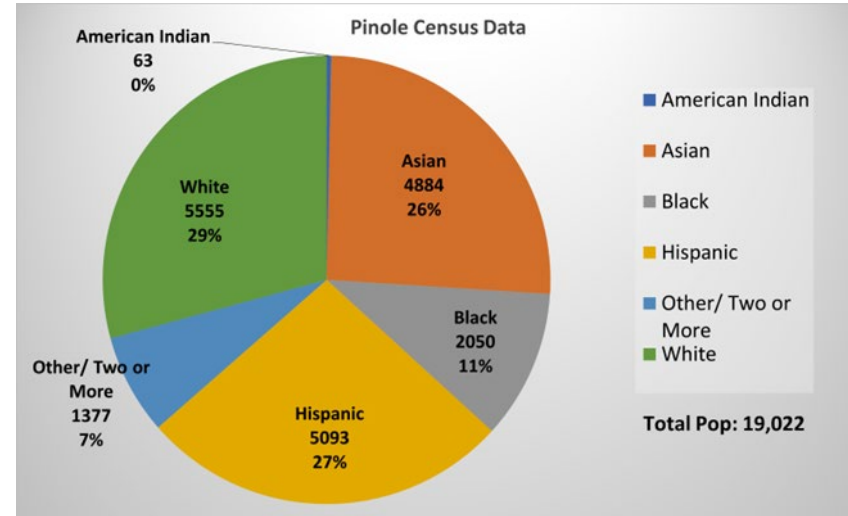
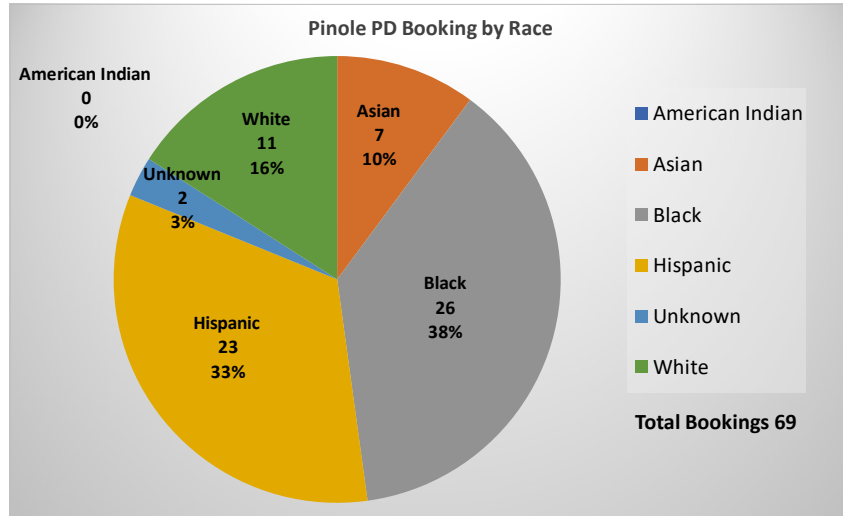
Criminals Arrested/Booked & Census Data



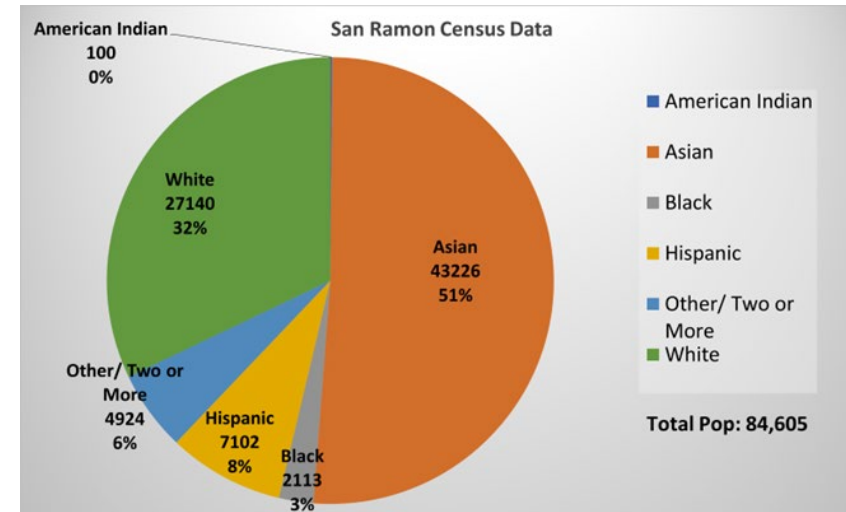
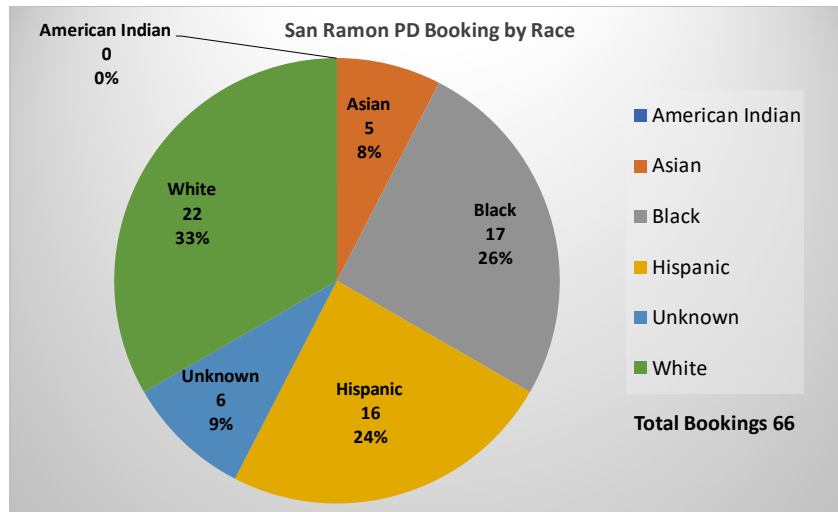
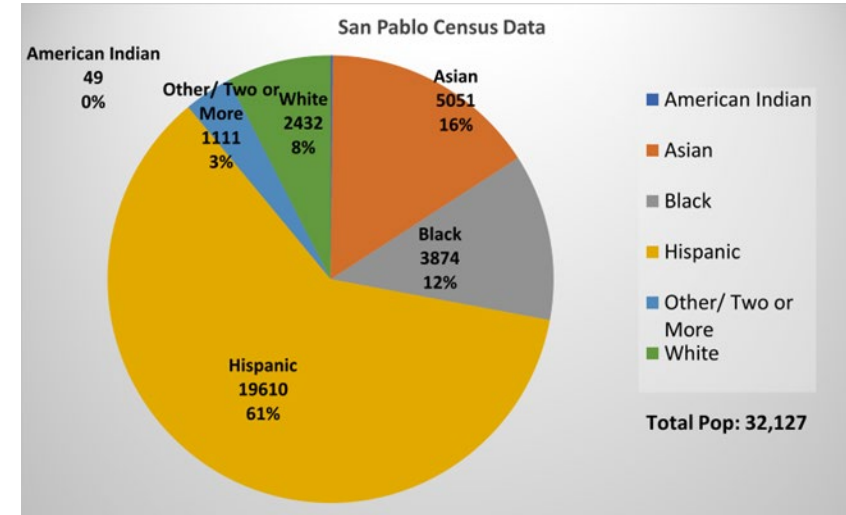
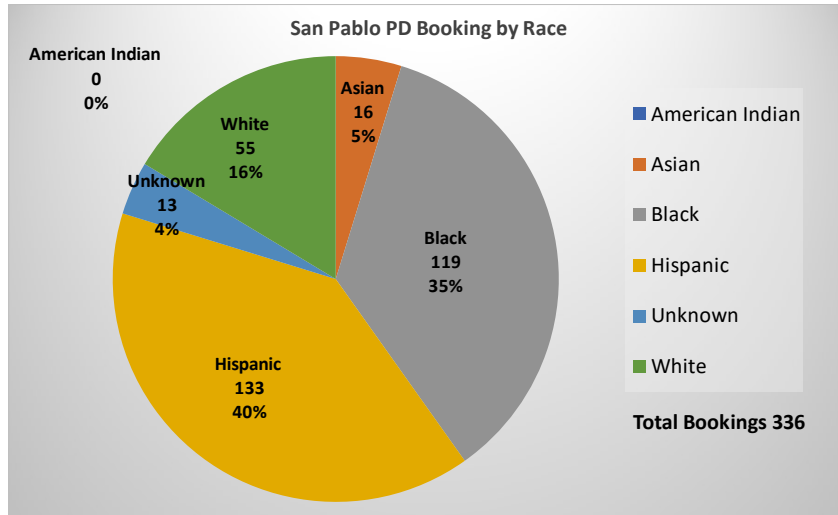
Criminals Arrested/Booked & Census Data



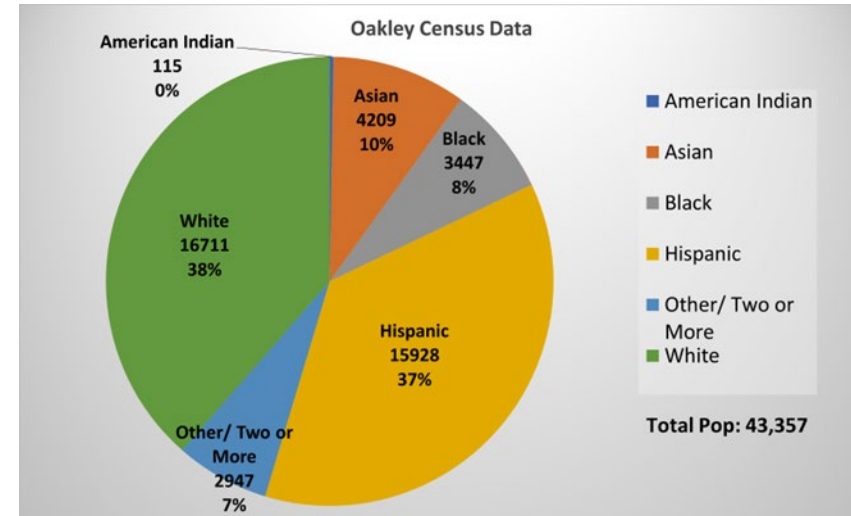
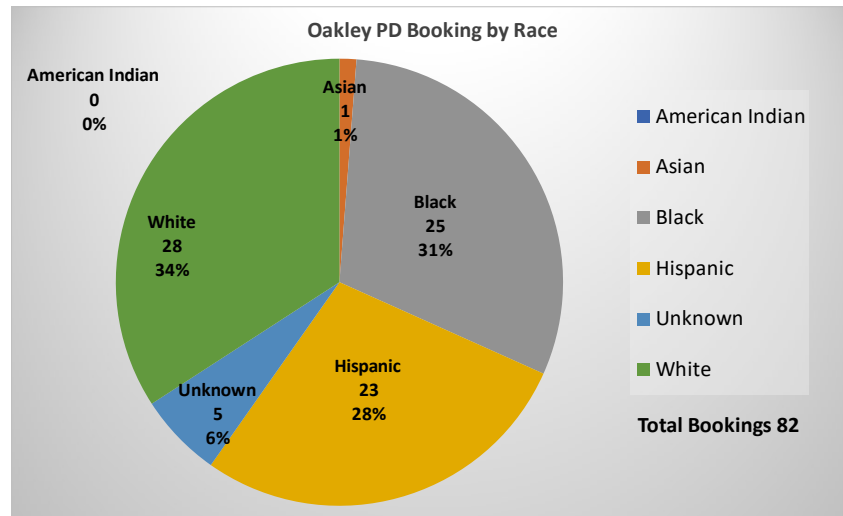
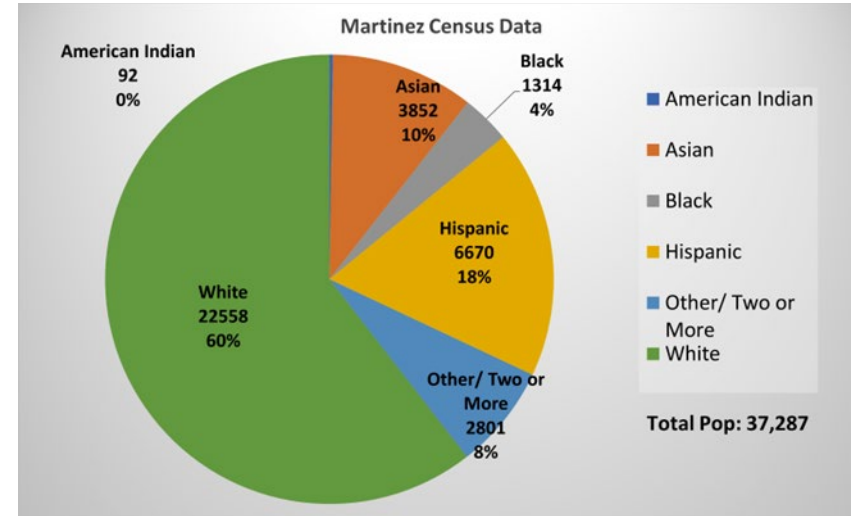
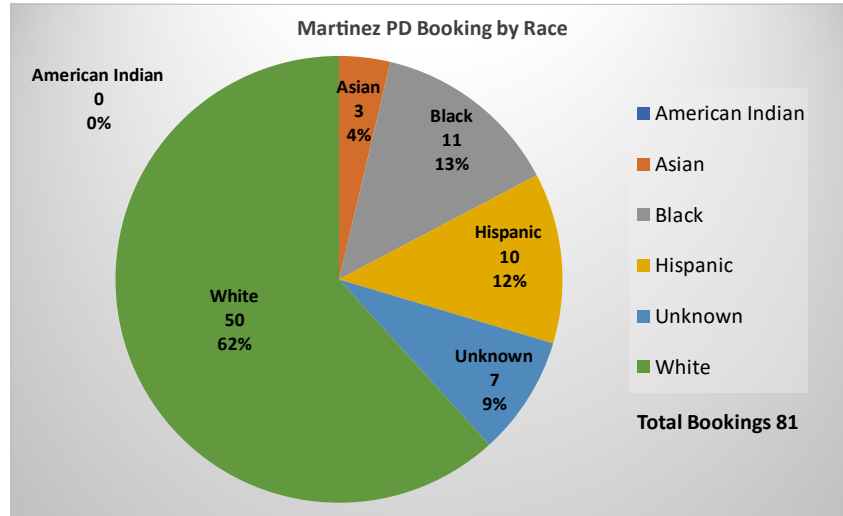
Criminals Arrested/Booked & Census Data



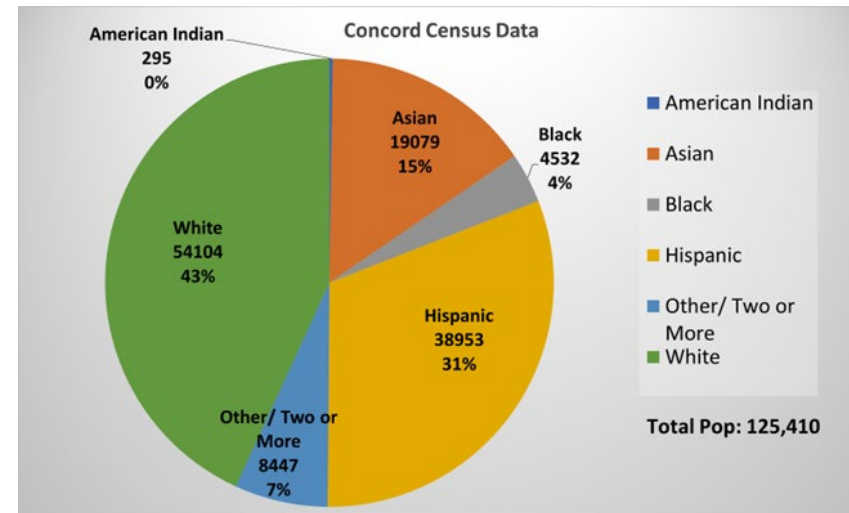
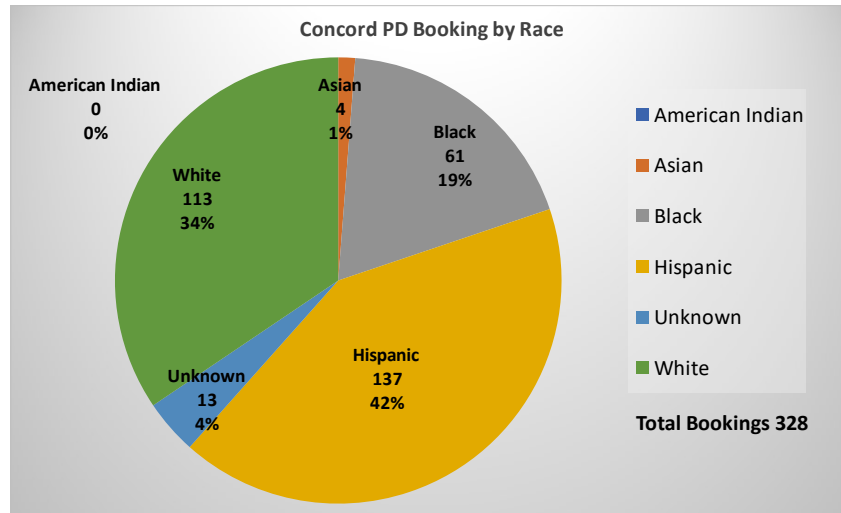
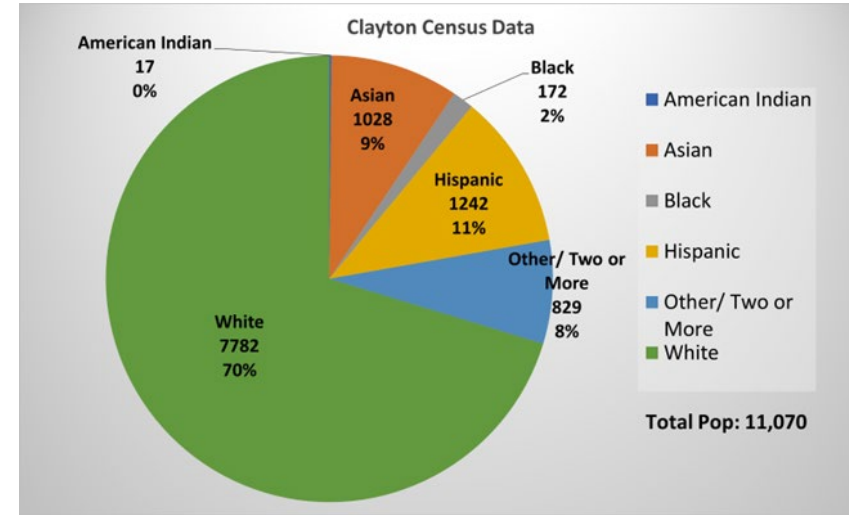
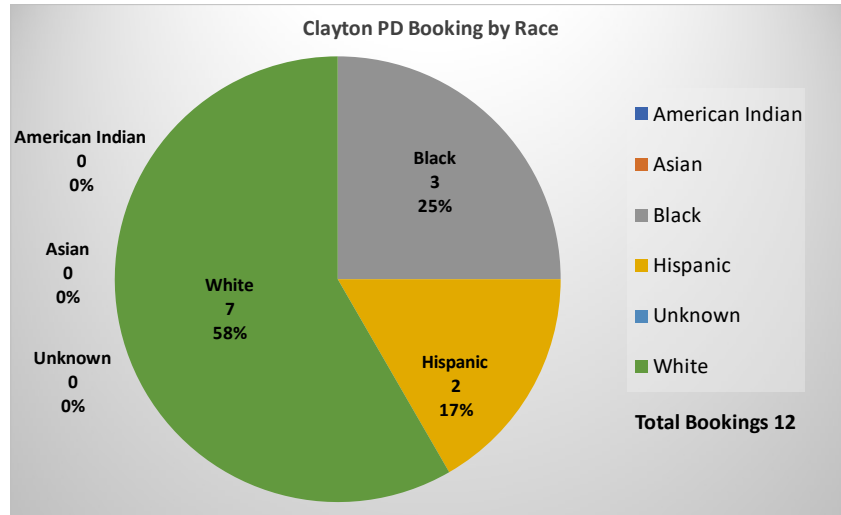
Criminals Arrested/Booked & Census Data



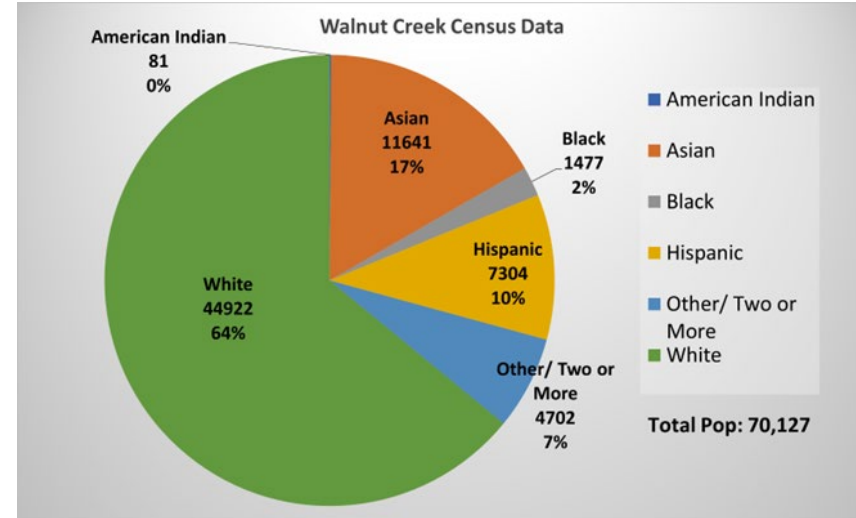
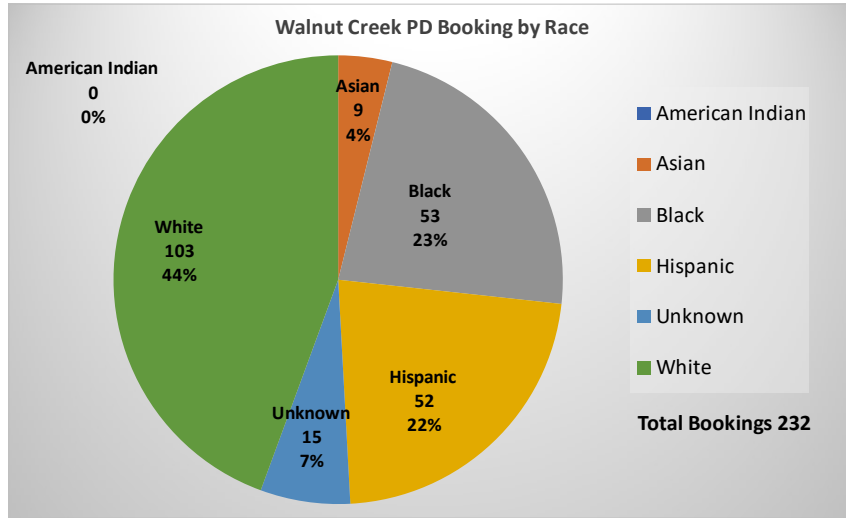
Criminals Arrested/Booked & Census Data



Criminals Arrested/Booked & Census Data

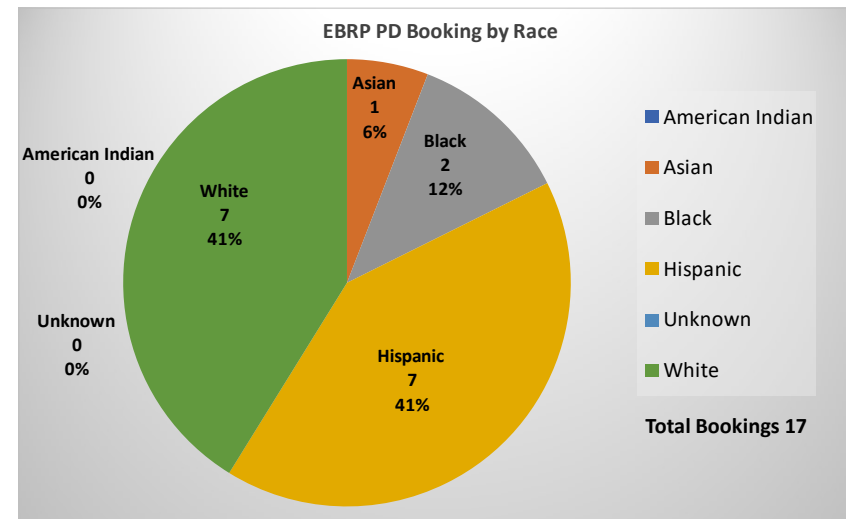
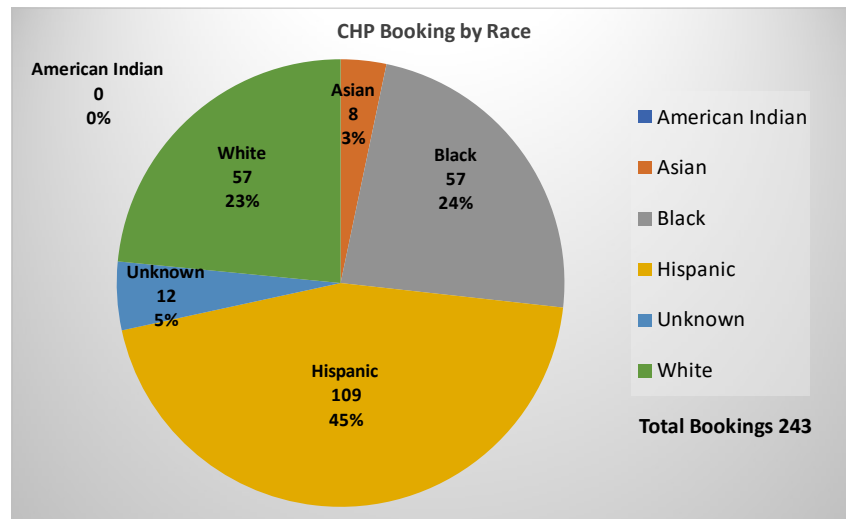
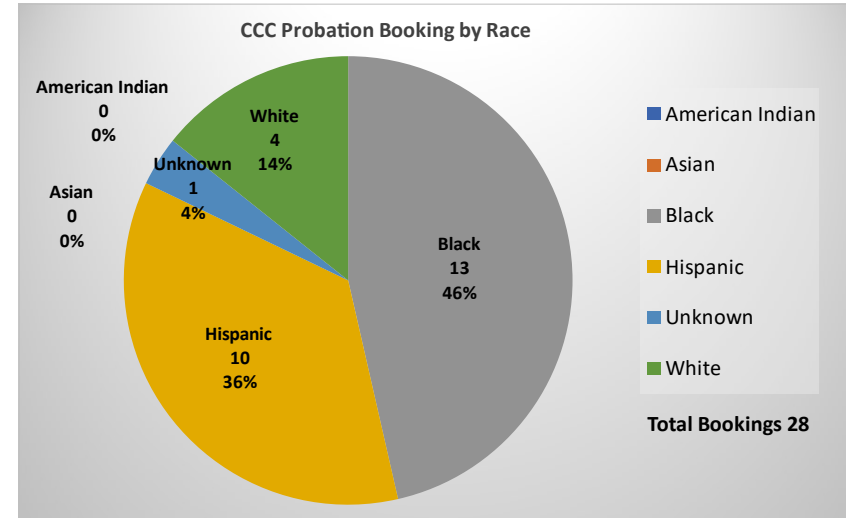
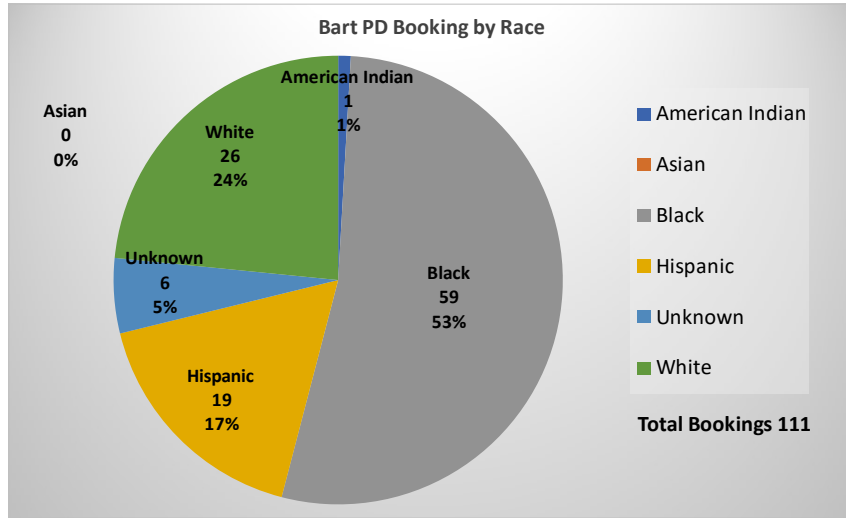


Criminals Arrested/Booked & Census Data

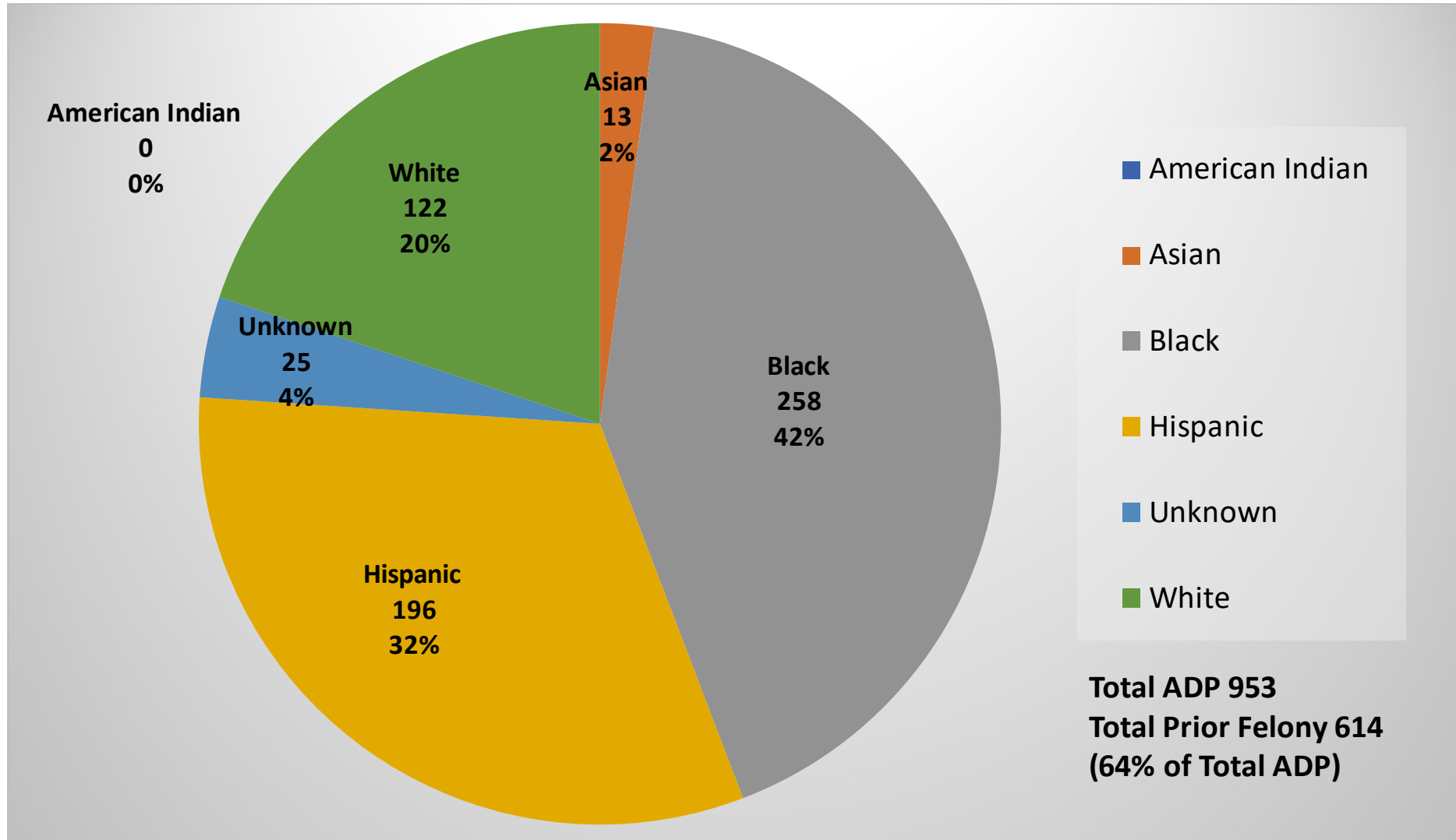


Agencies with less than 10 arrests are not listed in the pie charts

Criminals Arrested/Booked - No Census Data



Prior Felony by Race & Percentage of Jail Population



Custody Services Bureau

Total Number of Bookings by Agency

Agency	January to March 2024	April to June 2024	January to June 2024
Office of the Sheriff	583	671	1,254
Antioch PD	201	192	393
BART PD	161	111	272
Brentwood PD	244	258	502
CHP Martinez	217	207	424
Clayton PD	10	12	22
Concord PD	322	328	650
Danville PD	45	28	73
East Bay Regional Park Police	18	17	35
El Cerrito PD	56	72	128
Hercules PD	74	64	138
Kensington PD	5	2	7

Custody Services Bureau

Total Number of Bookings by Agency

Agency	January to March 2024	April to June 2024	January to June 2024
Lafayette PD	51	58	109
Martinez PD	88	81	169
Moraga PD	11	5	16
Oakley PD	65	82	147
Orinda PD	32	20	52
Pinole PD	62	69	131
Pittsburg PD	168	187	355
Pleasant Hill PD	90	89	179
Richmond PD	336	311	647
San Pablo PD	291	336	627
San Ramon PD	84	66	150
Walnut Creek PD	211	232	443

Custody Services Bureau

Total Number of Bookings by Agency

Agency	January to March 2024	April to June 2024	January to June 2024
Amtrak Police	0	2	2
CCC College Police	5	2	7
Contra Costa DA	0	0	0
Contra Costa Probation	20	28	48
CHP Oakland and Solano	22	36	58
Fire Inspector	1	3	4
Other (Non-county)	13	15	28
State Agencies (Other)	2	5	7
State Parole	16	15	31
US Marshal	2	3	5
Total	3,506	3,607	7,113

Custody Services Bureau

Average Daily Population

	Jan to March 2024	April to June 2024
Custody Alternative Facility	467	480
Marsh Creek Detention Facility	40	44
Martinez Detention Facility	400	408
West County Detention Facility	445	454
*Other	105	107

*Other population numbers include hospitals, those held in other counties, temporary releases, State Hospitals, and State Prison.

The number shown is an average of the daily population added together divided by the days in a month.

Custody Services Bureau

Average Pre-Trial and Post-Trial Population

	Pre-Trial April to June 2024	Post-Trial April to June 2024
Custody Alternative Facility	106	374
Marsh Creek Detention Facility	15	29
Martinez Detention Facility	370	39
West County Detention Facility	351	103
*Other	91	18

*Other population numbers include hospitals, those held in other counties, temporary releases, State Hospitals, and State Prison.

The number shown is an average of the daily population added together divided by the days in a month.

Custody Services Bureau

In-Custody Deaths

	2023	2024
January to March	1	0
April to June	0	0
January to June Total	1	0

Narcan Deployments

	2023	2024
January to March	5	8
April to June	6	14
January to June Total	11	22



Custody Services Bureau

Assaults on Staff

	2023	2024
January to March	15	15
April to June	13	14
January to June Total	28	29

Custody Services Bureau

Assaults on Staff



On April 19, two deputies attempted to conduct a cell search when they were attacked by the inmates housed in the cell.

After the attack, the cell was searched and these deadly weapons were found.

Custody Services Bureau

ICE I-247A Requests for Notification

Total Requests for Notifications Received

	2023	2024
January to March	105	127
April to June	132	147
January to June Total	237	274

Total Notifications Made

	2023	2024
January to March	30	36
April to June	39	34
January to June Total	69	70

Custody Services Bureau

ICE I-247A Requests for Notification

Notifications on the Same Person

	2023	2024
January to March	5	3
April to June	5	2
January to June Total	10	5

Net Notifications Made

	2023	2024
January to March	25	33
April to June	34	32
January to June Total	59	65

Custody Services Bureau

Inspections

Inspections in the Second Quarter

- April 30th to May 1st – Prison Law Office
 - Interviews with Inmates
- May 6th to 7th – Mental Health Monitor Audit
- May 21st – San Joaquin County Sheriff's Office
 - Tour for ADA Workflow Inquiries
- May 23rd – Prison Law Office
 - Interviews with Inmates

Field Operations Bureau

Total Dispatch Calls for Service

	2023	2024
January to March	71,755	65,910
April to June	74,318	71,988
January to June Total	146,073	137,898

Total Office of the Sheriff's Calls for Service

	2023	2024
January to March	38,566	35,281
April to June	39,650	38,088
January to June Total	78,216	73,369

Field Operations Bureau

Assaults on Staff

	2023	2024
January to March	4	13
April to June	12	8
January to June Total	16	21

Field Operations Bureau

A3 (Anyone, Anywhere, Anytime) Requests

	2023	2024
January to March	231	236
April to June	240	259
January to June Total	471	495

A3 Responses

	2023	2024
January to March	6	74
April to June	38	111
January to June Total	44	185

Field Operations Bureau

Mental Health Evaluation Team Deployments

	2023	2024
January to March	72	97
April to June	137	108
January to June Total	209	205

Total Welfare & Institutions Code 5150 Calls

	2023	2024
January to March	295	269
April to June	318	256
January to June Total	613	525

Field Operations Bureau

Non-Violent Welfare & Institutions Code 5150 Calls

	2023	2024
January to March	271	228
April to June	278	231
January to June Total	549	459

Violent Welfare & Institutions Code 5150 Calls

	2023	2024
January to March	24	41
April to June	40	25
January to June Total	64	66

Field Operations Bureau

Writ of Possession of Real Property Requests Received

	2023	2024
January to March	597	460
April to June	491	402
January to June Total	1,088	862

Field Operations Bureau

Writ of Possession of Real Property with Tenant Removal

	2023	2024
January to March	89	88
April to June	96	72
January to June Total	185	160

Tenant Removal with Use of Force

	2023	2024
January to March	1	1
April to June	0	2
January to June Total	1	3

Support Services Bureau

Total Number of Coroner's Cases

	2023	2024
January to March	233	203
April to June	210	168
January to June Total	443	371

Total Number of Autopsies

	2023	2024
January to March	119	122
April to June	118	96
January to June Total	237	218

Support Services Bureau

Coroner's Inquests Conducted

	2023	2024
January to March	2	1
April to June	1	2
January to June Total	3	3

Administration Services Bureau

Office of the Sheriff's Authorized Staffing

	Professional Employees	Sworn Employees	Total Sheriff's Office
Number of Filled Positions	301	681	982
Number of Unfilled Positions	84	96	180
Total Authorized	385	777	1162

Administration Services Bureau

Internal Affairs Investigations Initiated

	2023	2024
January to March	4	6
April to June	2	3
January to June Total	6	9

Use of Force Incidents reported to State DOJ*

	2023	2024
January to March	0	0
April to June	0	0
January to June Total	0	0

* Government Code 12525.2 requires every law enforcement agency to furnish a monthly report to the Department of Justice, for all instances when a peace officer is involved in any of the following:

- An incident involving the shooting of a civilian by a peace officer
- An incident involving the shooting of a peace officer by a civilian
- An incident in which the use of force by a peace officer against a civilian results in serious bodily injury or death
- An incident in which use of force by a civilian against a peace officer results in serious bodily injury or death

Administration Services Bureau

Employees on Administrative Leave

	# of Employees on Admin Leave	Total Number of Days of Admin Leave
January to March	1	53
April to June	4	227
January to June Total	5	280

Notable Events



Women in Law Enforcement
Spring Panel May 4th



Junior Women's Academy June
11th – June 13th



Notable Events


Bay Point Bike Rodeo & Safety Fair – April 27



Unity in the Community Bay Point – June 26



Notable Events



Medical Surge Response
Exercise June 12th & 13th



The 199th Academy
graduated on May 3rd, 2024

