

# Contra Costa County Office of the Sheriff



## Quarterly Sheriff's Oversight Report

January- March 2026

# Custody Services Bureau

## Total Number of MDF Bookings

	2025	2026
January to March	3,920	3,899
April to June	4,011	
July to September	4,152	
October to December	3,820	
<b>Total</b>	<b>15,903</b>	<b>3,899</b>

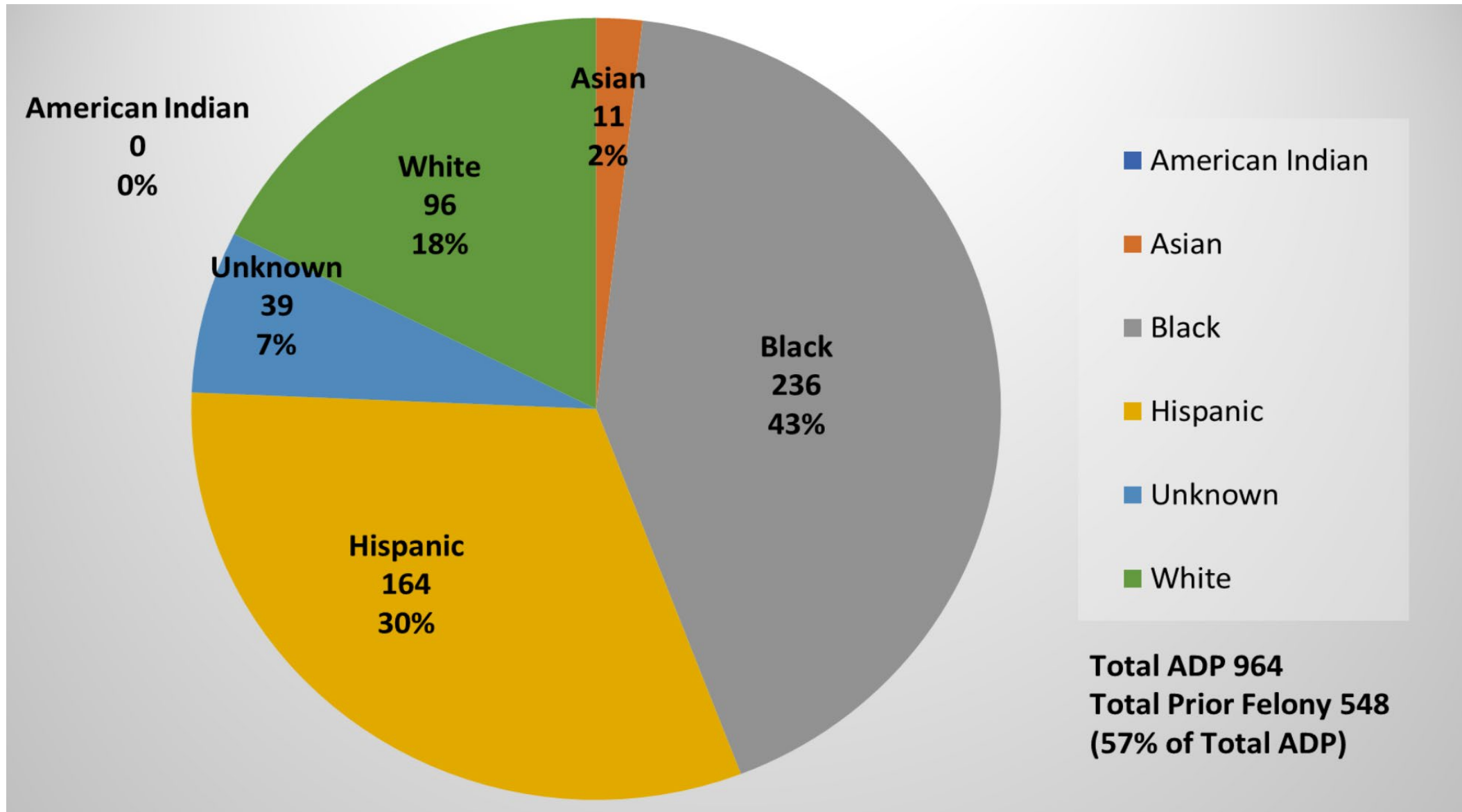
## Total Number of Custody Alternative Bookings

	2025	2026
January to March	517	519
April to June	565	
July to September	510	
October to December	484	
<b>Total</b>	<b>2,076</b>	<b>519</b>

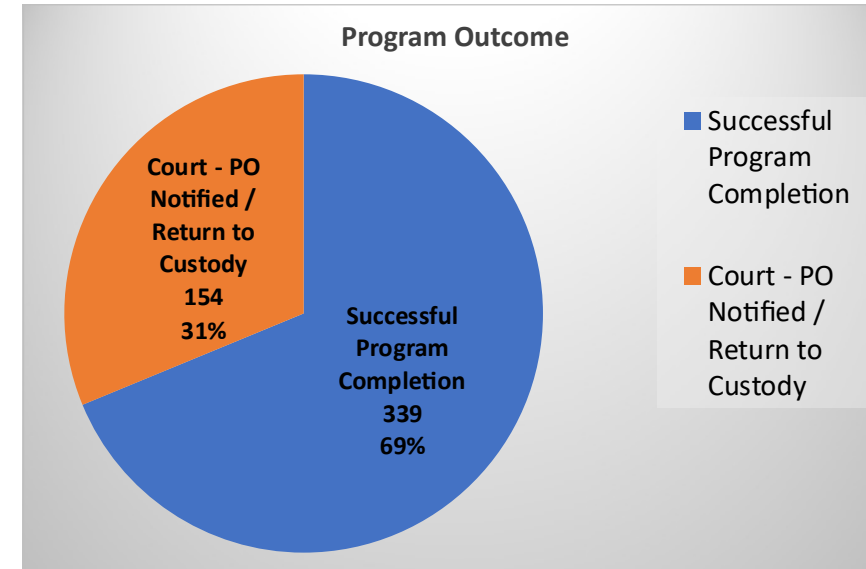
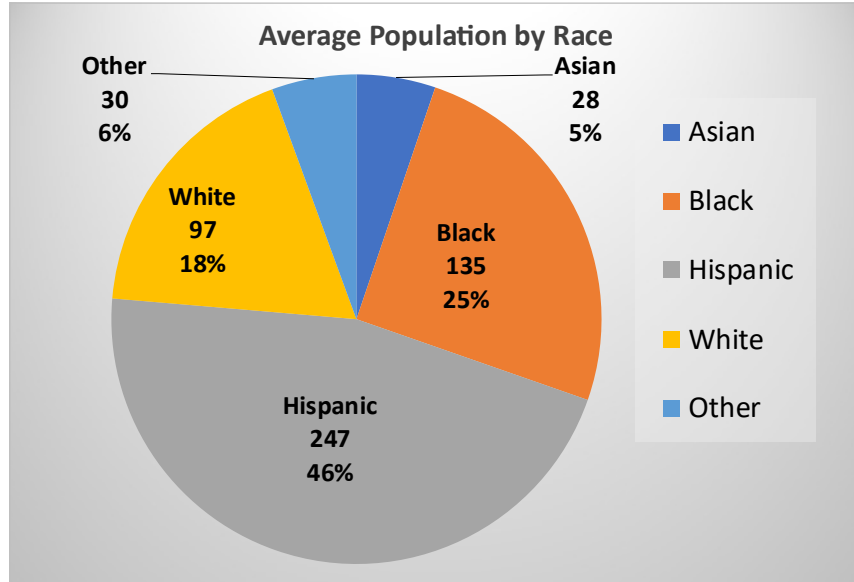
**Detailed booking data is included as appendices to this report:**

- **Total number of bookings by each agency**
- **Demographic data for each city**
- **Arrest data by city of residence for the 10 largest jurisdictions in the County**

# Prior Felony by Race & Percentage of Jail Population



# Custody Alternative Facility



## FY 25/26 Operating Costs CAF vs Detention

FY 25/26	CAF	Detention
Incarcerated Person Average Daily Cost	\$29	\$257

\*CAF operated with a \$4,754,854 budget for fiscal year 25-26\*

# Custody Services Bureau

## Bookings By Gender

	Male	Female	Other
January to March	3,501	917	0
April to June			
July to Sept			
October to December			
<b>Total</b>	<b>3,501</b>	<b>917</b>	<b>0</b>

# Custody Services Bureau

## Average Daily Population

	January to March 2026	April to June 2026	July to September 2026	October to December 2026	2026
Custody Alternative Facility	783				
Marsh Creek Detention Facility	41				
Martinez Detention Facility	410				
West County Detention Facility	513				
*Other	107				

\*\*The number shown is an average of the daily population added together divided by the days in a month

# Custody Services Bureau

## Average Pre-Trial and Post-Trial Population

	Pre-Trial Jan-March 2026	Post-Trial Jan-March 2026
Custody Alternative Facility	173	610
Marsh Creek Detention Facility	19	22
Martinez Detention Facility	378	32
West County Detention Facility	410	103
*Other	98	9

The number shown is an average of the daily population added together divided by the days in a month.

# Custody Services Bureau

## In-Custody Deaths

0	2025	2026
January to March	0	2
April to June	0	
July to September	0	
October to December	0	
<b>Total</b>	<b>0</b>	<b>2</b>

## Narcan Deployments

	2025	2026
January to March	12	7
April to June	12	
July to September	6	
October to December	9	
<b>Total</b>	<b>39</b>	<b>7</b>

# Custody Services Bureau

## Assaults on Staff

	2025	2026
January to March	24	20
April to June	15	
July to September	13	
October to December	18	
<b>Total</b>	<b>70</b>	<b>20</b>

# Custody Services Bureau

## ICE I-247A Requests for Notification

### Total Requests for Notifications Received

	2025	2026
January to March	141	160
April to June	152	
July to September	240	
October to December	191	
<b>Total</b>	<b>724</b>	<b>160</b>

### Total Notifications Made

	2025	2026
January to March	27	22
April to June	28	
July to September	40	
October to December	23	
<b>Total</b>	<b>118</b>	<b>22</b>

# Custody Services Bureau

## ICE I-247A Requests for Notification

### Notifications on the Same Person

	2025	2026
January to March	1	1
April to June	3	
July to September	5	
October to December	0	
<b>Total</b>	<b>9</b>	<b>1</b>

### Net Notifications Made

	2025	2026
January to March	26	23
April to June	28	
July to September	40	
October to December	23	
<b>Total</b>	<b>117</b>	<b>23</b>

# **Board of State & Community Corrections (BSCC)**

An Unannounced Inspection of the Contra Costa County Sheriff's Office was completed for West County Detention Facility (WCDF) on Saturday, March 7, 2026.

This inspection was conducted pursuant to Penal Code Section 6031 to determine compliance with the Minimum Standards for Local Detention Facilities as outlined in Titles 15 and 24, California Code of Regulations.

No items of non-compliance were found by the BSCC inspector.

# Prison Law Office

On February 28, 2021, the Court approved a consent decree between Contra Costa County & the Prison Law Office to evaluate and enhance services in the Martinez & West County detention facilities.

That consent decree ended on time on Feb 28, 2026, without any litigation. This accomplishment was only possible through the excellent teamwork and collaboration between County Counsel, Health Services and the Office of the Sheriff.

# Field Operations Bureau

## Total Dispatch Calls for Service

	2025	2026
January to March	86,723	96,945
April to June	75,416	
July to September	79,430	
October to December	90,879	
<b>Total</b>	<b>332,448</b>	<b>96,956</b>

## Total Office of the Sheriff's Calls for Service

	2025	2026
January to March	39,348	44,078
April to June	43,193	
July to September	45,844	
October to December	40,617	
<b>Total</b>	<b>169,002</b>	<b>44,078</b>

# Field Operations Bureau

## Assaults on Staff

	2025	2026
January to March	8	10
April to June	9	
July to September	13	
October to December	13	
<b>Total</b>	<b>43</b>	<b>10</b>

# Field Operations Bureau

## A3 (Anyone, Anywhere, Anytime) Requests

	2025	2026
January to March	329	335
April to June	350	
July to September	397	
October to December	442	
<b>Total</b>	<b>1,518</b>	<b>335</b>

## A3 Responses

	2025	2026
January to March	184	175
April to June	186	
July to September	181	
October to December	211	
<b>Total</b>	<b>762</b>	<b>175</b>

# Field Operations Bureau

## Mental Health Evaluation Team Deployments

87	2025	2026
January to March	74	57
April to June	64	
July to September	61	
October to December	72	
<b>Total</b>	<b>271</b>	<b>57</b>

## Total Welfare & Institutions Code 5150 Calls

	2025	2026
January to March	261	206
April to June	239	
July to September	260	
October to December	242	
<b>Total</b>	<b>1,002</b>	<b>206</b>

# Field Operations Bureau

## Non-Violent Welfare & Institutions Code 5150 Calls

	2025	2026
January to March	237	198
April to June	210	
July to September	221	
October to December	208	
<b>Total</b>	<b>876</b>	<b>198</b>

## Violent Welfare & Institutions Code 5150 Calls

	2025	2026
January to March	24	8
April to June	29	
July to September	39	
October to December	34	
<b>Total</b>	<b>126</b>	<b>8</b>

# Field Operations Bureau

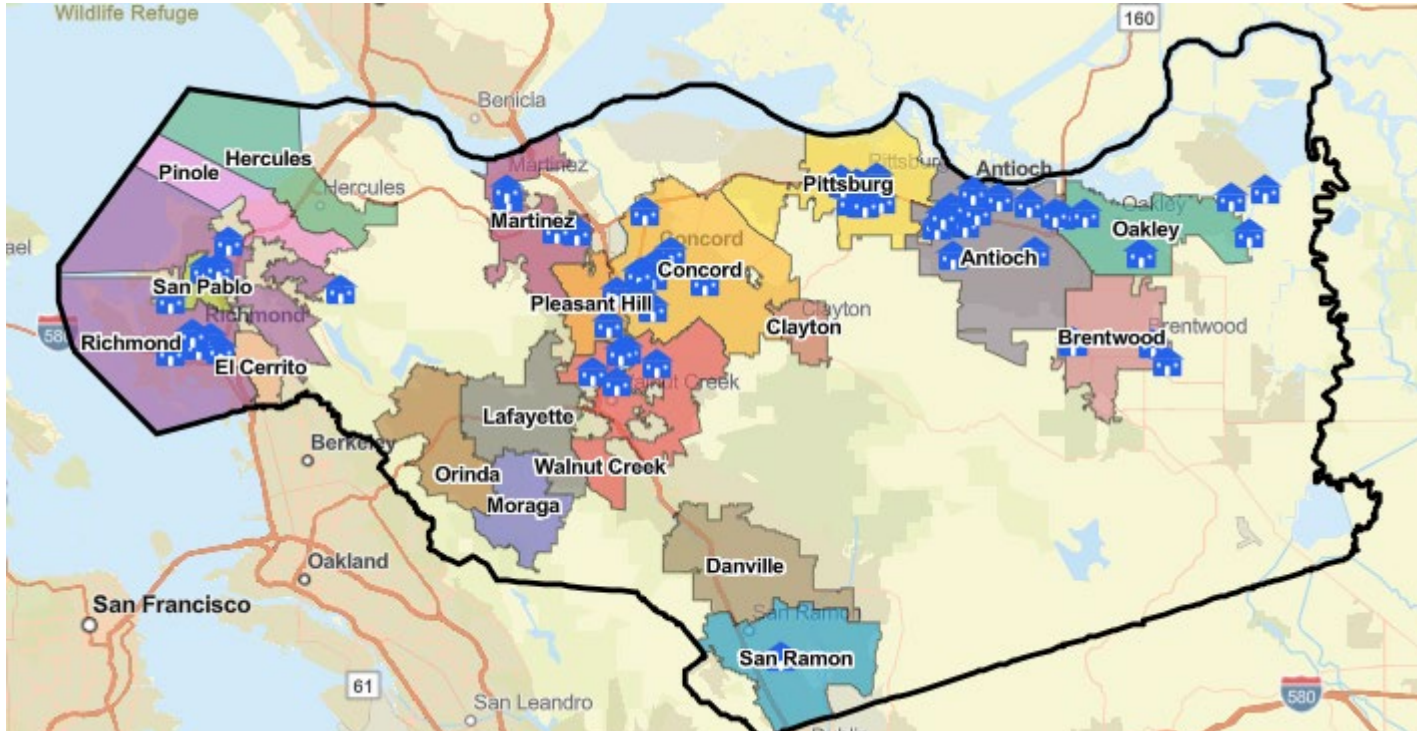
## Writ of Possession of Real Property with Tenant Removal

	2025	2026
January to March	73	61
April to June	71	
July to September	79	
October to December	64	
<b>Total</b>	<b>287</b>	<b>61</b>

## Tenant Removed from Property by Deputy Sheriffs

1	2025	2026
January to March	0	1
April to June	1	
July to September	1	
October to December	0	
<b>Total</b>	<b>2</b>	<b>1</b>

# Field Operations Bureau



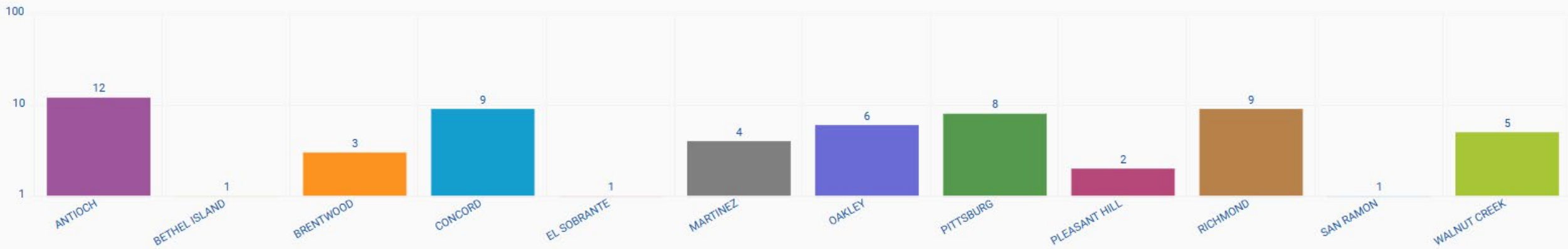
272 Total Evictions in Q1

January Evictions – 99

February Evictions – 88

March Evictions – 85

Evictions by City



# Support Services Bureau

## Total Number of Coroner's Cases

	2025	2026
January to March	227	171
April to June	215	
July to September	223	
October to December	196	
<b>Total</b>	<b>861</b>	<b>171</b>

## Total Number of Autopsies

	2025	2026
January to March	148	152
April to June	126	
July to September	152	
October to December	146	
<b>Total</b>	<b>572</b>	<b>152</b>

# Support Services Bureau

## Total Number of Fentanyl Deaths

	2025	2026
January to March	11	3
April to June	11	
July to September	17	
October to December	4	
<b>Total</b>	<b>43</b>	<b>3</b>

## Total Number of Fentanyl Related Deaths

3	2025	2026
January to March	11	15
April to June	7	
July to September	4	
October to December	12	
<b>Total</b>	<b>34</b>	<b>15</b>

# Support Services Bureau

## Total Number of Suicide Deaths

	2025	2026
January to March	18	25
April to June	25	
July to September	21	
October to December	16	
<b>Total</b>	<b>80</b>	<b>25</b>

# Support Services Bureau

## Suicide Deaths – Manner of Death – Jan-March 2026

Manner	January	February	March
Hanging	3	2	3
Firearm	5	2	2
Drug Overdose	1	0	1
Other	2	3	1

# Support Services Bureau

## Community Warning System Registrations

	2025	2026
January to March	2,175	963
April to June	2,790	
July to September	1,502	
October to December	1,095	
<b>Total</b>	<b>7,562</b>	<b>963</b>

# Administration Services Bureau

## Internal Affairs Investigations Initiated

	2025	2026
January to March	3	7
April to June	5	
July to September	6	
October to December	4	
<b>Total</b>	18	7

## Use of Force Incidents reported to State DOJ\*

	2025	2026
January to March	0	0
April to June	0	
July to September	0	
October to December	0	
<b>Total</b>	0	0

\* Government Code 12525.2 requires every law enforcement agency to furnish a monthly report to the Department of Justice, for all instances when a peace officer is involved in any of the following:

- An incident involving the shooting of a civilian by a peace officer
- An incident involving the shooting of a peace officer by a civilian
- An incident in which the use of force by a peace officer against a civilian results in serious bodily injury or death
- An incident in which use of force by a civilian against a peace officer results in serious bodily injury or death

# Administration Services Bureau

## Number of CCW's Processed

	Approved	Renewed	Denied
January to March	44	94	7
April to June			
July to September			
October to December			
<b>Total</b>	44	94	7

Total active CCW's: 2,520

# California Peace Officer Standards and Training Basic Course Certification Review (BCCR)

The Contra Costa County Office of the Sheriff Law Enforcement Training Center (LETC) successfully completed the Basic Course Certification Review (BCCR), conducted by the California Commission on Peace Officer Standards and Training (POST).

The LETC was commended for upholding high standards in both training and safety. Over the past three years, more than 90% of graduates from the Contra Costa County Law Enforcement Training Center have remained employed as Peace Officers in California, reflecting a retention rate above the state average.





# Transparency Portal Update & Demo

Undersheriff Michael Casten

Info Systems Programmer Rodrigo Schriener



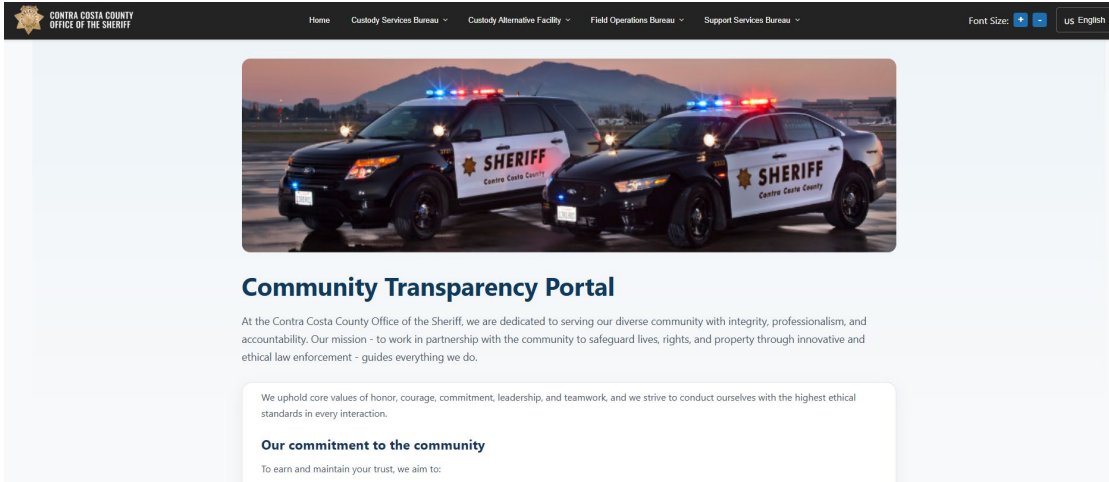
## Community Transparency Portal

At the Contra Costa County Office of the Sheriff, we are dedicated to serving our diverse community with integrity, professionalism, and accountability. Our mission - to work in partnership with the community to safeguard lives, rights, and property through innovative and ethical law enforcement - guides everything we do.

# Transparency Portal Update

- Transparency Portal dashboards went live April 2, 2026.
- There are currently 26 dashboards with dashboards also translated to Spanish, Hindi, and Chinese.
- The dashboards contain digitized data historically reported in the Quarterly Sheriff's Oversight Reports, along with additional data now presented in an interactive format.
- Between April 2 and April 22, 2026, there were 137 users with 1,764 dashboard views.

# Transparency Portal Access & QR Code



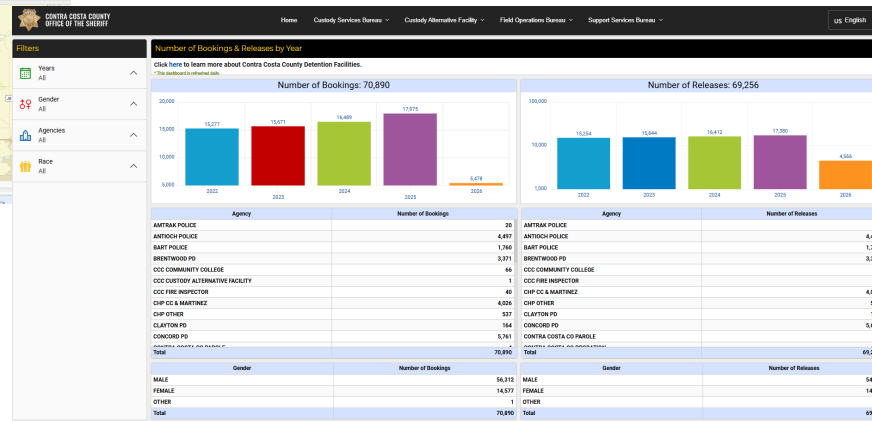
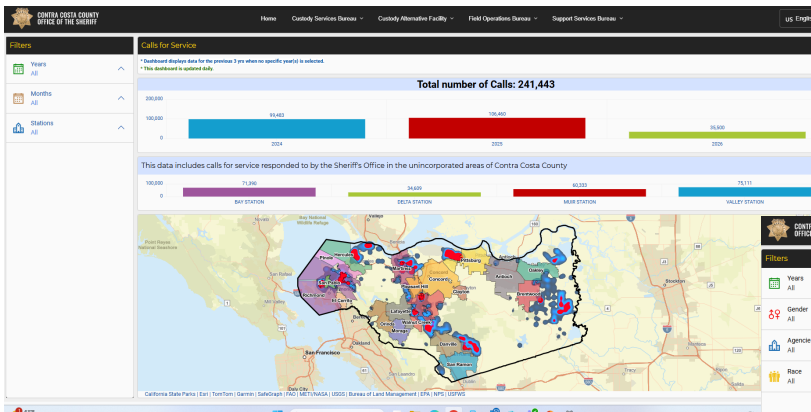
<https://www.cocosheriff.org/community-information/transparency-portal>

Desktop & Mobile Device Versions Available

**Contra Costa County Office of the Sheriff**



**Transparency Portal**



# Oversight Report Concluded

**\*\*Appendices follow which include booking data for cities, census data & arrestee city of residence – all of which is available on the Transparency Portal\*\***

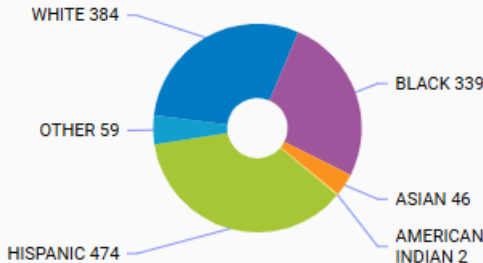
# Persons Arrested/Booked & Census Data

## Contra Costa Co Sheriff

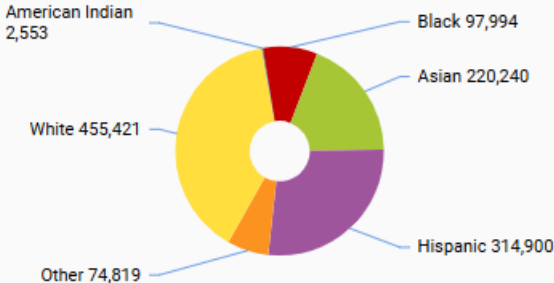
Agency

CONTRA COSTA CO SHERIFF

### Number of Bookings: 1,304



### Census Total Population: 1,165,927



Race

Number of Bookings

Race	Number of Bookings
AMERICAN INDIAN	2
ASIAN	46
BLACK	339
HISPANIC	474
OTHER	59
WHITE	384
<b>Total</b>	<b>1,304</b>

\*Sheriff's Office bookings include Court Remands and Removal Orders from State Prison

# Persons Arrested/Booked & Census Data

## Antioch PD

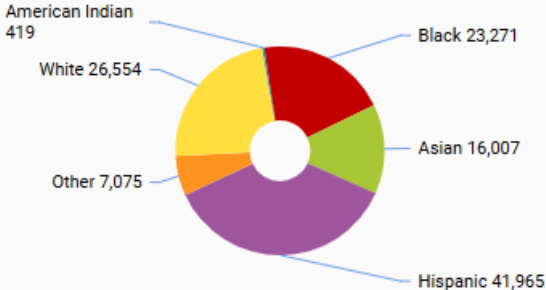
Agency

ANTIOCH POLICE

### Number of Bookings: 302



### Census Total Population: 115,291



Race

Number of Bookings

Race	Number of Bookings
ASIAN	6
BLACK	140
HISPANIC	57
OTHER	11
WHITE	88
<b>Total</b>	<b>302</b>

# Persons Arrested/Booked & Census Data

## Brentwood PD

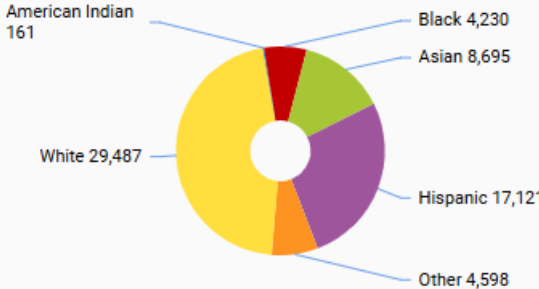
Agency

BRENTWOOD PD

### Number of Bookings: 178



### Census Total Population: 64,292



Race

Number of Bookings

Race	Number of Bookings
ASIAN	4
BLACK	58
HISPANIC	42
OTHER	4
WHITE	70
<b>Total</b>	<b>178</b>

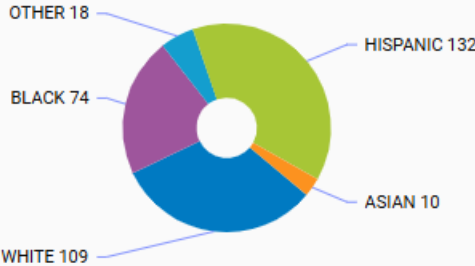
# Persons Arrested/Booked & Census Data

## Concord PD

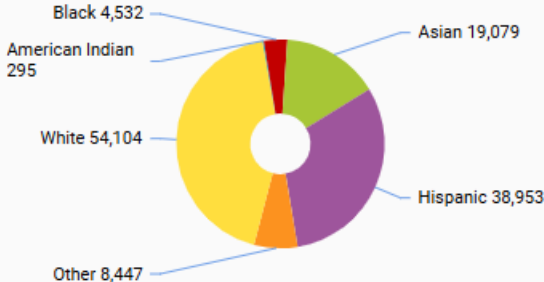
Agency

CONCORD PD

### Number of Bookings: 343



### Census Total Population: 125,410



Race

Number of Bookings

Race	Number of Bookings
ASIAN	10
BLACK	74
HISPANIC	132
OTHER	18
WHITE	109
<b>Total</b>	<b>343</b>

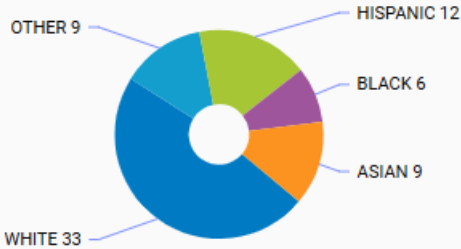
# Persons Arrested/Booked & Census Data

## Danville PD

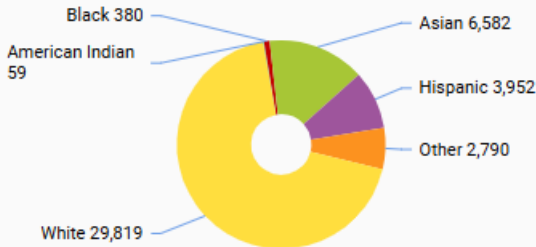
Agency

DANVILLE PD

### Number of Bookings: 69



### Census Total Population: 43,582



Race

Number of Bookings

Race	Number of Bookings
ASIAN	9
BLACK	6
HISPANIC	12
OTHER	9
WHITE	33
<b>Total</b>	<b>69</b>

# Persons Arrested/Booked & Census Data

## Oakley PD

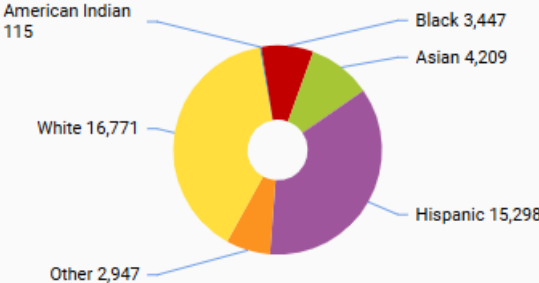
Agency

OAKLEY PD

### Number of Bookings: 73



### Census Total Population: 43,357



Race

Number of Bookings

Race	Number of Bookings
ASIAN	2
BLACK	21
HISPANIC	13
OTHER	5
WHITE	32
<b>Total</b>	<b>73</b>

# Persons Arrested/Booked & Census Data

## Pittsburg PD

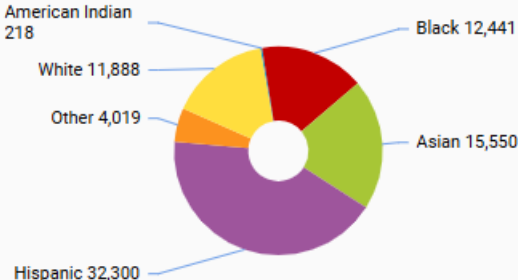
Agency

PITTSBURG PD

### Number of Bookings: 244



### Census Total Population: 76,416



Race

Number of Bookings

Race	Number of Bookings
ASIAN	2
BLACK	107
HISPANIC	56
OTHER	11
WHITE	68
<b>Total</b>	<b>244</b>

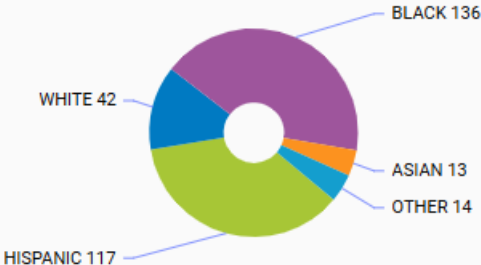
# Persons Arrested/Booked & Census Data

## Richmond PD

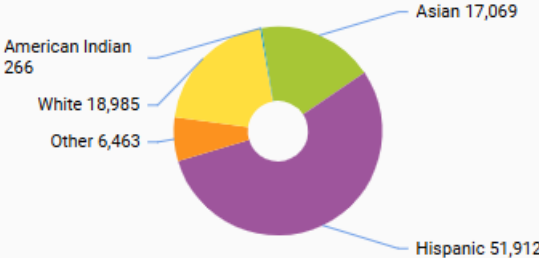
Agency

RICHMOND PD

### Number of Bookings: 322



### Census Total Population: 116,448



Race

Number of Bookings

Race	Number of Bookings
ASIAN	13
BLACK	136
HISPANIC	117
OTHER	14
WHITE	42
<b>Total</b>	<b>322</b>

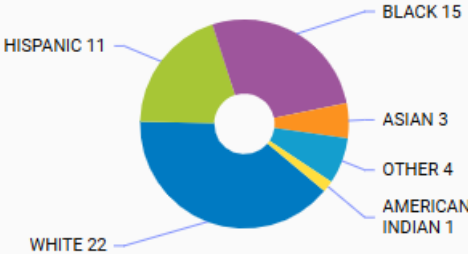
# Persons Arrested/Booked & Census Data

San Ramon PD

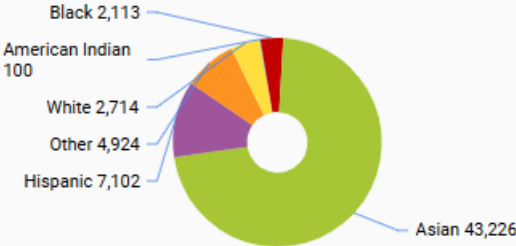
Agency

SAN RAMON PD

**Number of Bookings: 56**



**Census Total Population: 84,605**



Race

Number of Bookings

Race	Number of Bookings
AMERICAN INDIAN	1
ASIAN	3
BLACK	15
HISPANIC	11
OTHER	4
WHITE	22
<b>Total</b>	<b>56</b>

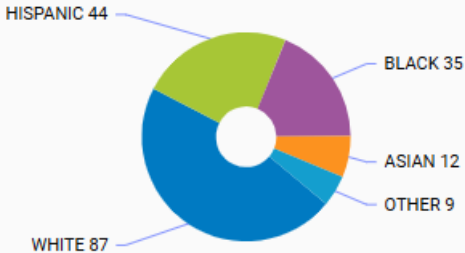
# Persons Arrested/Booked & Census Data

## Walnut Creek PD

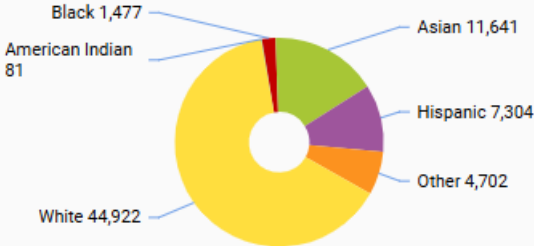
Agency

WALNUT CREEK PD

### Number of Bookings: 187



### Census Total Population: 70,127



Race

Number of Bookings

Race	Number of Bookings
ASIAN	12
BLACK	35
HISPANIC	44
OTHER	9
WHITE	87
<b>Total</b>	<b>187</b>

# Custody Services Bureau

## Total Number of Bookings by Agency

Agency	January to March 2026	April to June 2026	July to Sept 2026	Oct to Dec 2026	2026
Office of the Sheriff	1,304				
Antioch PD	302				
BART PD	80				
Brentwood PD	178				
CHP CC & Martinez	286				
Clayton PD	7				
Concord PD	343				
Danville PD	69				
East Bay Regional Park Police	20				
El Cerrito PD	93				
Hercules PD	70				
Kensington PD	2				

# Custody Services Bureau

## Total Number of Bookings by Agency

Agency	January to March 202	April to June 2026	July to Sept 2026	Oct to Dec 2026	2026
Lafayette PD	59				
Martinez PD	91				
Moraga PD	6				
Oakley PD	73				
Orinda PD	19				
Pinole PD	54				
Pittsburg PD	244				
Pleasant Hill PD	121				
Richmond PD	322				
San Pablo PD	275				
San Ramon PD	56				
Walnut Creek PD	187				

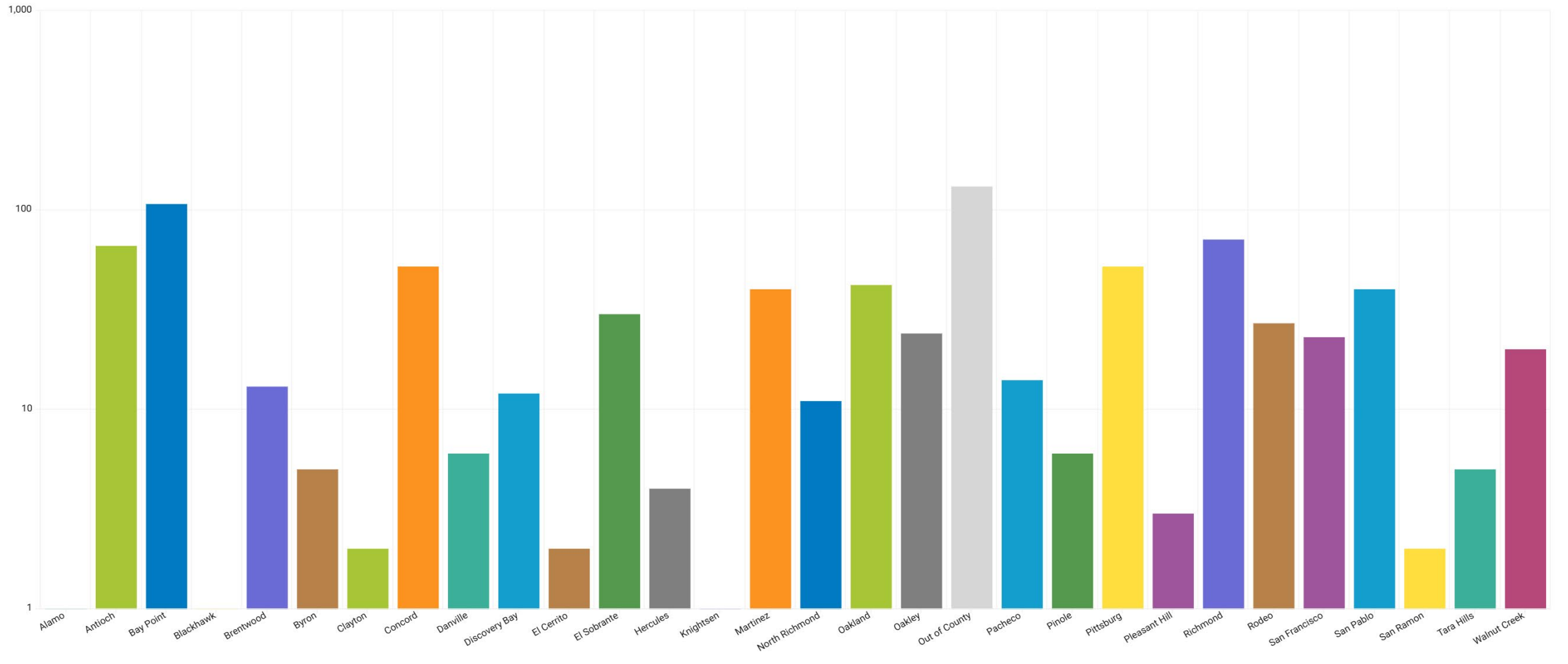
# Custody Services Bureau

## Total Number of Bookings by Agency

Agency	January to March 2026	April to June 2026	July to Sept 2026	Oct to Dec 2026	2026
Amtrak Police	1				
CCC College Police	8				
Contra Costa DA	3				
Contra Costa Probation	44				
CHP Other	39				
Fire Inspector	0				
Other (Non-county)	36				
State Agencies (Other)	2				
US Marshal	23				
FBI/DEA/ATF	1				
<b>Total</b>	<b>4,418</b>				

# Arrest Data by City of Residence

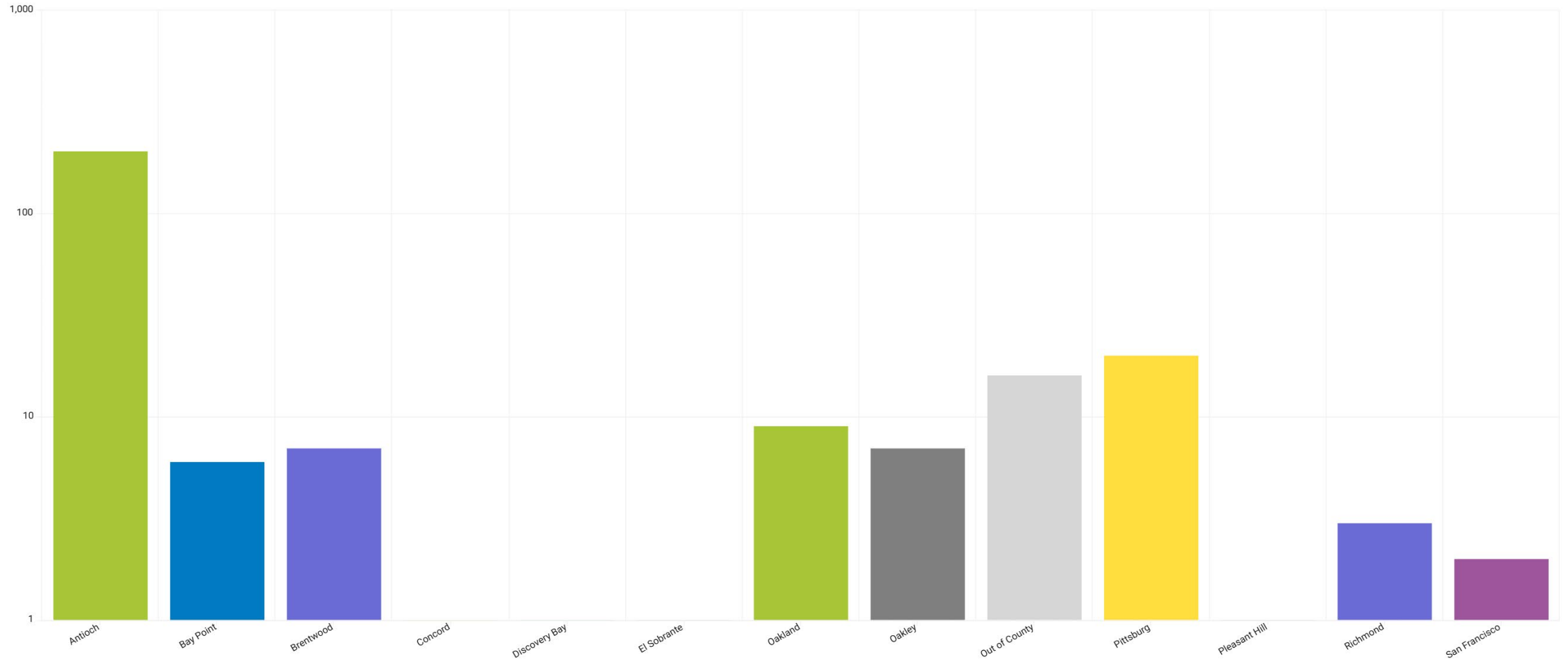
Agency  
CONTRA COSTA CO SHERIFF



# Arrest Data by City of Residence

Agency

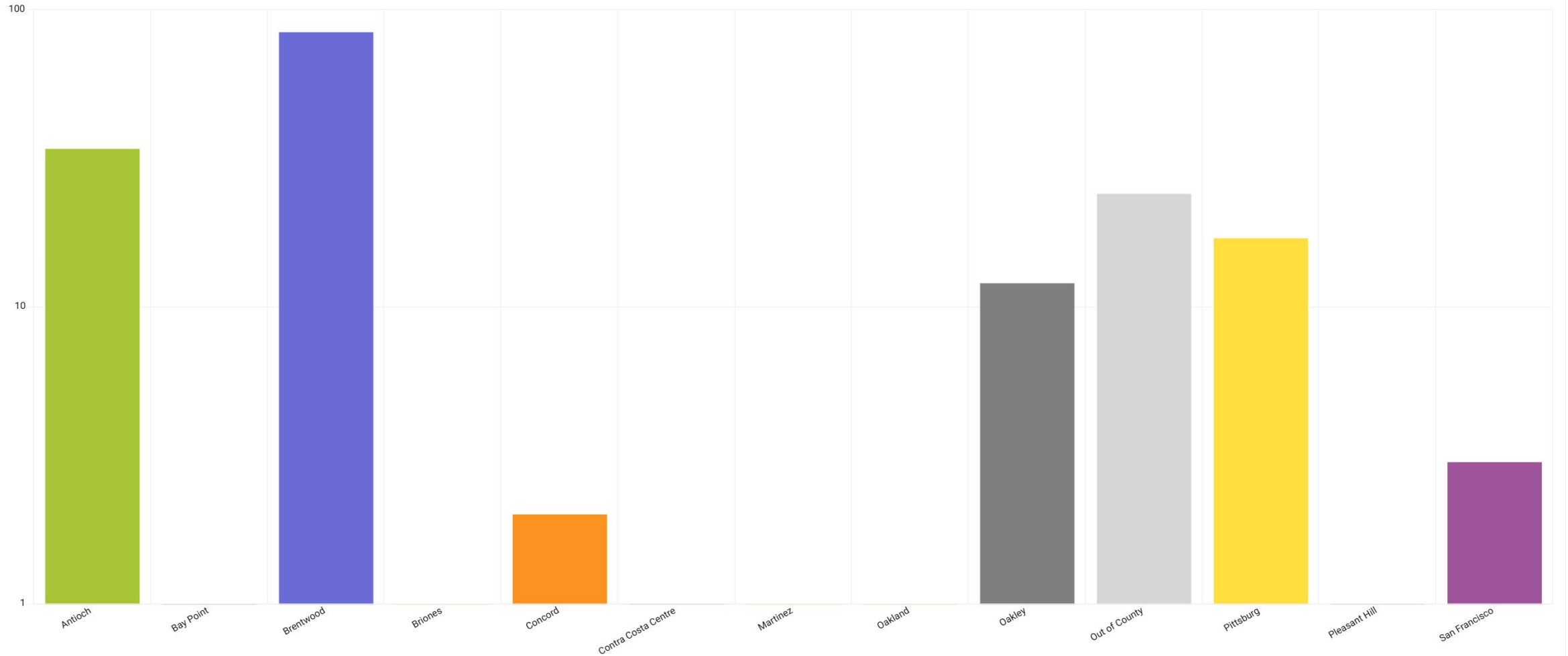
ANTIOCH PD



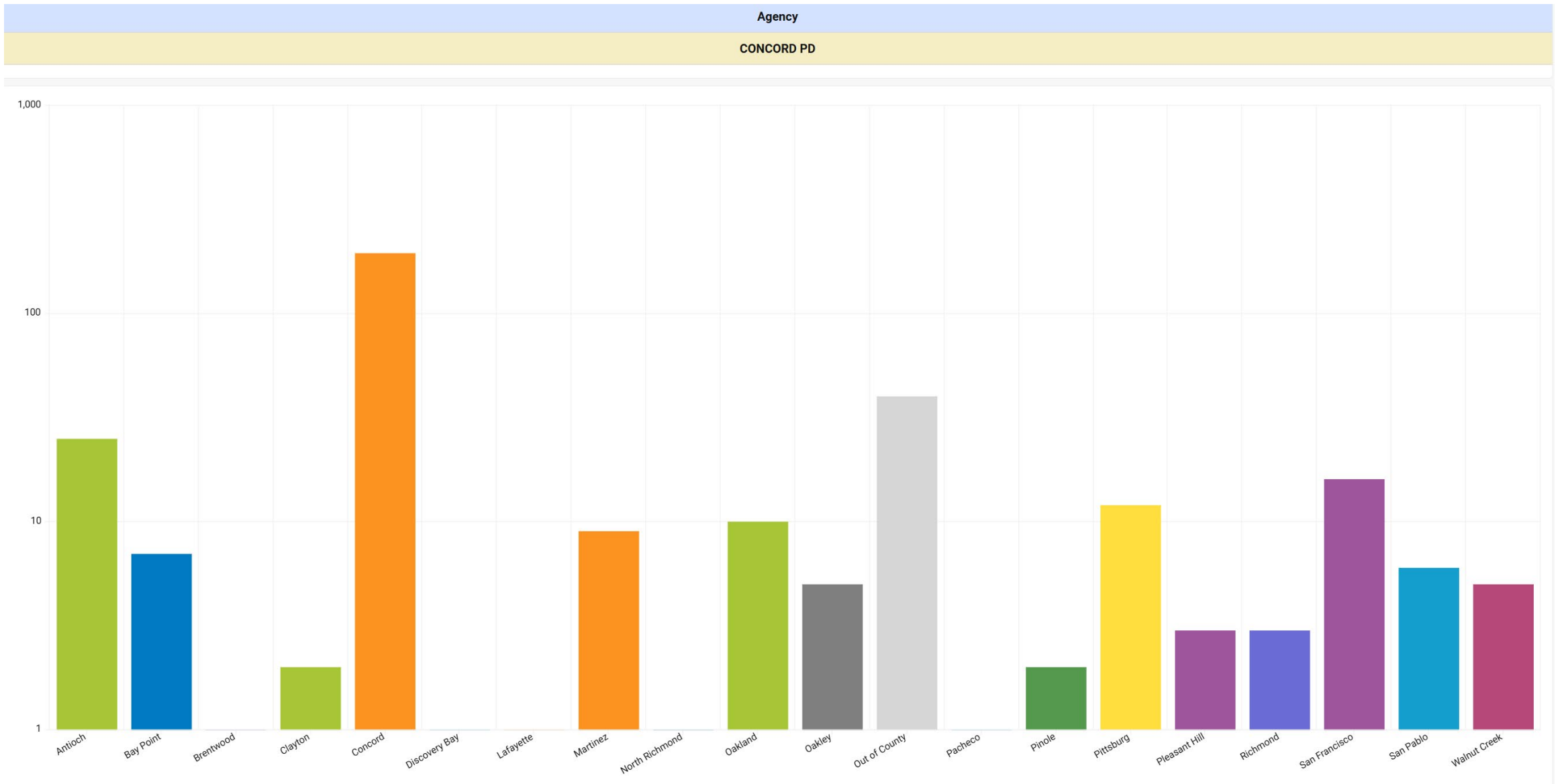
# Arrest Data by City of Residence

Agency

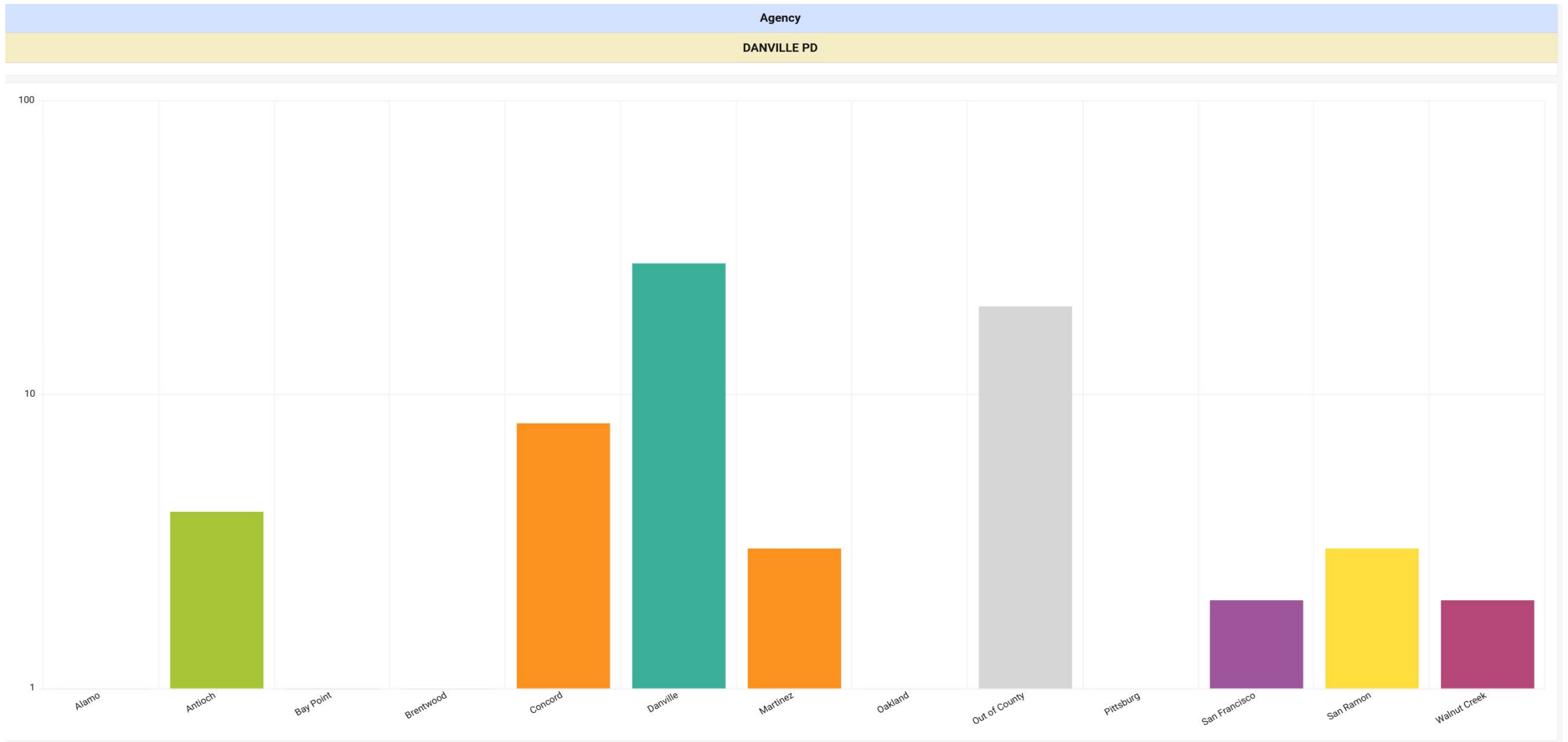
BRENTWOOD POLICE



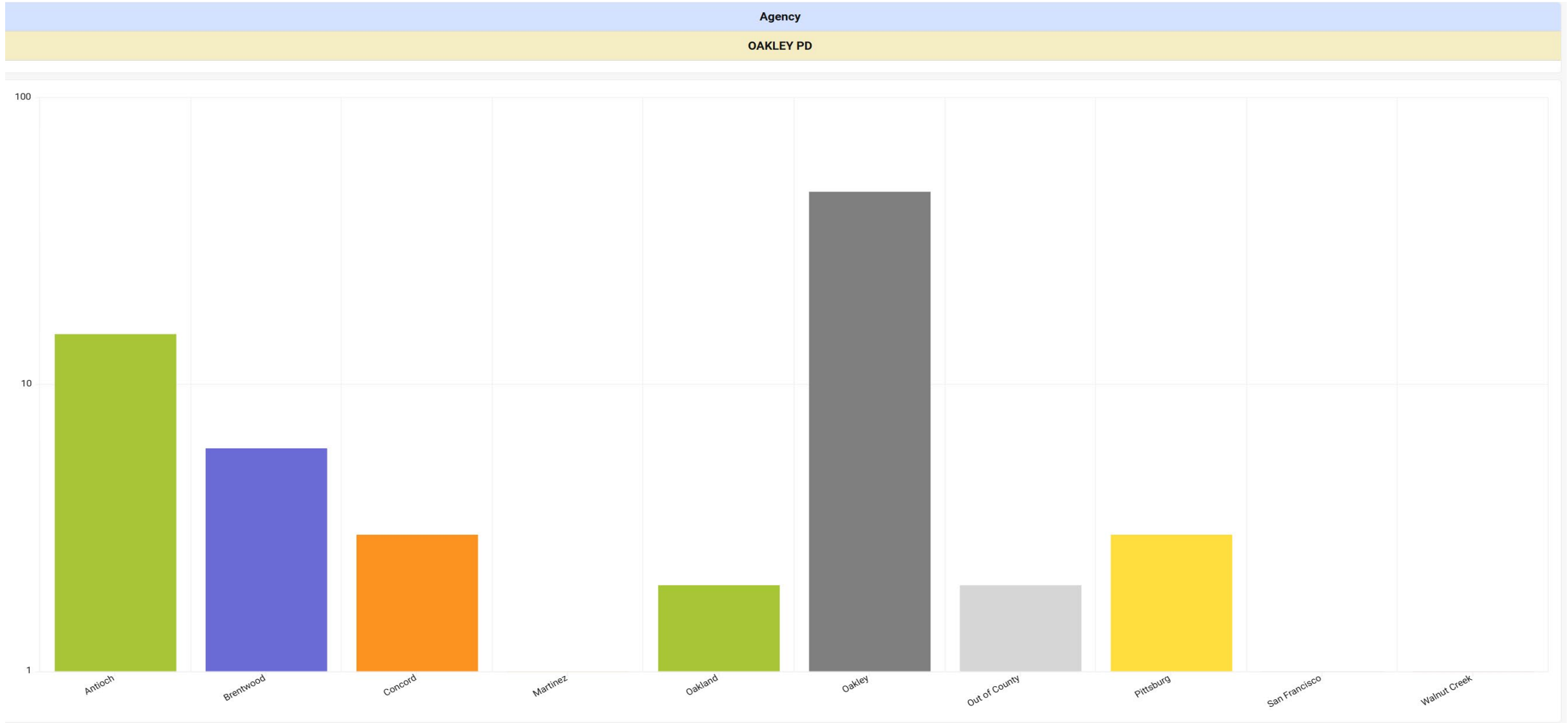
# Arrest Data by City of Residence



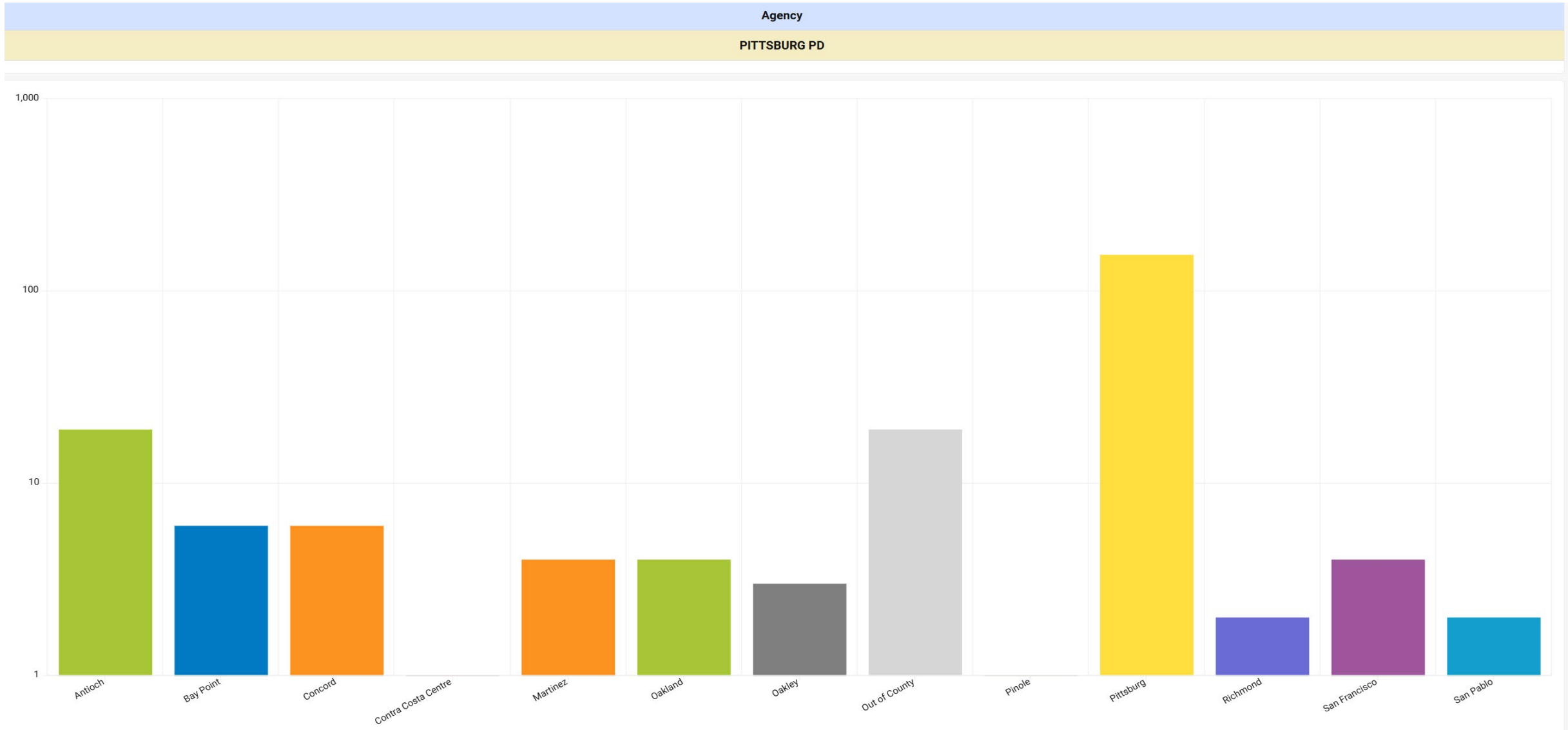
# Arrest Data by City of Residence



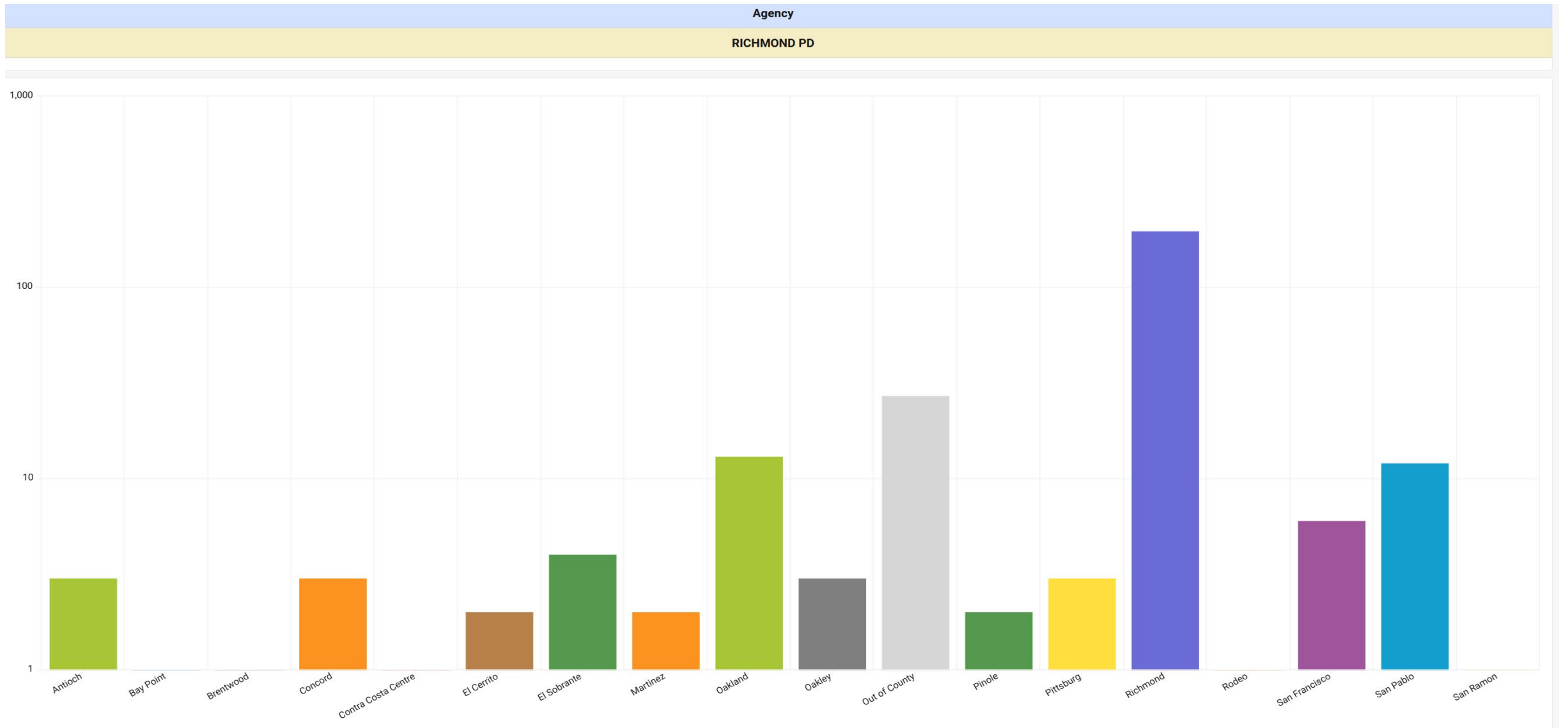
# Arrest Data by City of Residence



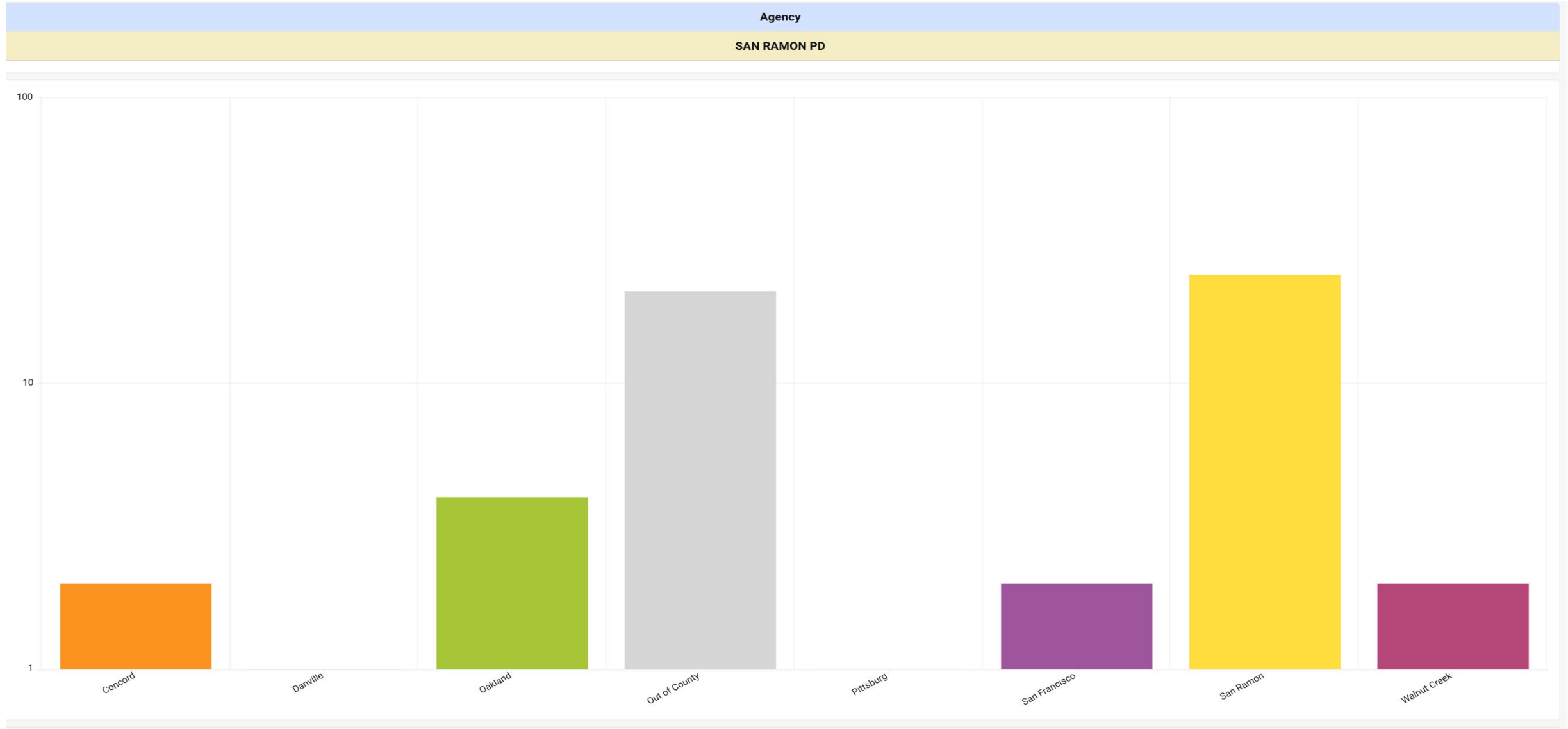
# Arrest Data by City of Residence



# Arrest Data by City of Residence



# Arrest Data by City of Residence



# Arrest Data by City of Residence

