



# AGENDA

## CONTRA COSTA COUNTY Sustainability Commission

Jamie Duran, Business Seat 1  
Susan Hurl, Business Seat 2  
Luz Gomez, Community Seat 1  
Howdy Goudey, Community Seat 2  
Shoshana Wechsler, District 1 Seat  
Kim Jones, District 1 Alternate  
Victoria Smith, District 2 Seat  
Christopher Easter, District 2 Seat Alternate  
Julie Haas-Wajdowicz, District 3 Seat  
Vacant, District 3 Seat Alternate  
Brandon Matson, District 4 Seat  
Wesley Sullens, District 4 Seat Alternate  
Solomon Belette, District 5 Seat  
Reilly Kent, District 5 Seat Alternate  
Devin Jackson, Education/Research Seat  
Kiara Pereira, Environmental Justice Seat 1  
Sarah Foster, Environmental Justice Seat 2

---

**Monday, August 25, 2025**

**5:00 PM**

**1025 Escobar St., Martinez, Rm 110**

---

### ZOOM LINK

<https://cccouny-us.zoom.us/j/85088039888>

| Dial: 888-278-0254 US Toll-free |  
**ACCESS CODE: 841892**

Agenda Items: Items may be taken out of order based on the business of the day and preference of the Commission.

1. Roll Call and Introductions
2. Public comment on any item under the jurisdiction of the Commission and not on this agenda (speakers may be limited to two minutes).
3. APPROVE Record of Action for July 28, 2025, meeting [25-3414](#)

**Attachments:** [2025\\_07\\_28 Contra Costa County Sustainability Commission Minutes Draft](#)

4. RECEIVE Report on No Waste Contra Costa section of the Climate Action and Adaptation Plan and PROVIDE DIRECTION, as needed [25-3415](#)  
**Attachments:** [Sus Commission\\_CAAP\\_No Waste CC Presentation](#)
5. RECEIVE Report on Staff Activities that Support Sustainability Goals [25-3416](#)  
**Attachments:** [2025-08-25 Sust. Staff Report to Sust. CMSN v.2](#)
6. RECEIVE reports from Sustainability Commission members and alternates, and PROVIDE DIRECTION as needed. [25-3417](#)
7. RECEIVE Report from Sustainability Commission Chair and IDENTIFY TOPICS for next report to the Committee on Sustainability [25-3418](#)
8. The next meeting is currently scheduled for October 27, 2025
9. Adjourn

The Commission will provide reasonable accommodations for persons with disabilities planning to attend the Committee meetings. Contact the staff person listed below at least 72 hours before the meeting. Any disclosable public records related to an open session item on a regular meeting agenda and distributed by the County to a majority of members of the Committee less than 96 hours prior to that meeting are available for public inspection at 30 Muir Rd, Martinez, during normal business hours. Staff reports related to items on the agenda are also accessible online at [www.contracosta.ca.gov](http://www.contracosta.ca.gov). If the Zoom connection malfunctions for any reason, the meeting may be paused while a fix is attempted. If the connection is not reestablished, the committee will continue the meeting in person without remote access. Public comment may be submitted via electronic mail on agenda items at least one full work day prior to the published meeting time.

For Additional Information Contact: Commission Staff, Demian Hardman-Saldana, 925-655-2816, [demian.hardman@dcd.cccounty.us](mailto:demian.hardman@dcd.cccounty.us)





# CONTRA COSTA COUNTY

1025 ESCOBAR STREET  
MARTINEZ, CA 94553

## Staff Report

---

**File #:** 25-3414

**Agenda Date:** 8/25/2025

**Agenda #:** 3.

---

Advisory Board: SUSTAINABILITY COMMISSION

Subject: Record of Action for July 28, 2025, Commission Meeting

Presenter: Demian Hardman-Saldana, Principal Planner

Contact: (925) 655-2816

### **Referral History and Update:**

County Ordinance (Better Government Ordinance 95-6, Article 25-205, [d]) requires that each County Body keep a record of its meetings. Though the record need not be verbatim, it must accurately reflect the agenda and the decisions made in the meeting.

Any handouts or printed copies of testimony distributed at the meeting will be attached to this meeting record. Links to the agenda and minutes will be available at the Committee web page, to be announced.

### **Recommendation(s)/Next Step(s):**

Staff recommends approval of the attached Record of Action for the July 28, 2025, Sustainability Commission Meeting with any necessary corrections.

### **Fiscal Impact (if any):**

None.

**Sustainability Commission**

Present: Jamie Duran, Business Seat 1  
Luz Gomez, Community Seat 1  
Howdy Goudey, Community Seat 2  
Shoshana Wechsler (Chair), District 1 Seat  
Kim Jones, District 1 Alternate  
Victoria Smith, District 2 Seat  
Christopher Easter, District 2 Seat Alternate (Virtual)  
Julie Haas-Wajdowicz, District 3 Seat Alternate  
Brandon Matson (Vice-Chair), District 4 Seat  
Devin Jackson, Education/Research Seat  
Kiara Pereira, Environmental Justice Seat 1  
Sarah Foster, Environmental Justice Seat 2

Absent: Susan Hurl, Business Seat 2  
Norman Cohen, District 3 Seat  
Wesley Sullens, District 4 Seat Alternate  
Solomon Belette, District 5 Seat  
Reilly Kent, District 5 Seat Alternate

Staff Present: Jody London, Sustainability Coordinator, Dept. of Conservation and Development;  
Nick Spinner, Senior System Engineer, Dept. of Information Technology  
Emily Groth, Planner, Dept. of Conservation and Development;  
Demian Hardman-Saldana, Principal Planner, Dept. of Conservation and Development;  
Blake McPherson, Student Intern, Dept. of Conservation and Development

Attendees: Dr. Bret Andrews, Rex Simmons, Bill Olsen, Carol Weed, Heidi Rous, Valerie Xiong,  
Andrea Bailey, Charles Davidson, Lisa Jackson

1. Roll Call and Introductions

*Chair Wechsler called the meeting to order at 5:02 pm.*

2. Public comment on any item under the jurisdiction of the Commission(s) and not on this agenda  
(speakers may be limited to two minutes)

*There was no public comment on this item.*

3. APPROVE Record of Action for April 28, 2025, meeting

*Commissioner Smith moved to approve the Record of Action. Second: Commissioner Jackson.  
The Record of Action was unanimously approved.*

4. RECEIVE Presentation from Commission Member on using a Dashboard to follow greenhouse gas reduction implementation for the Climate Action and Adaptation Plan

*Commissioner Easter gave a presentation focused on the benefits of data visualization tools to track progress of the County's implementation of measures to reduce greenhouse gas (GHG) emissions in accordance with the County's Climate Action and Adaptation Plan (CAAP). Easter framed the discussion around the Commission's mission to provide advice to County staff and the Board of Supervisors on the implementation of the CAAP.*

*Easter provided a historical recap on the State's creation of GHG reduction targets that began with the passage of Assembly Bill 32 in 2008. Several sectors of activity require a significant change from current operations to meet state-wide 2030 and 2045 emissions reduction targets. Statistics presented regarding California's gross state product and emissions reductions since 2008 indicate that a successful economy can be grown while prioritizing a clean economy.*

*Easter noted that one key aspect of implementing GHG emission reduction strategies is widespread policy change and implementation across all cities and counties. In order to properly manage GHG emissions reduction strategies and make decisions for key course corrections, the County must track GHG emissions data and progress in meeting CAAP goals.*

*Easter provided examples of existing climate action dashboards displaying GHG emissions in various sectors from other jurisdictions, such as the City of San Jose, Arlington County in Virginia, and Larimer County in Maryland. Easter also highlighted another type of dashboard: one in which qualitative programmatic information is presented to show progress in meeting goals defined in jurisdictions' approved plans to reduce GHG emissions.*

*Commission Member(s) Discussion:*

*The Commission discussed several questions on topics mentioned, including: a clarification that the slide presenting Bay Area Air District funding was for GHG reduction projects and not just dashboards; fugitive emissions are from leaks (such as refrigerants) not being captured; schools often have unique circumstances to apply GHG reduction strategies but many tools at their disposal; and the State provides some resources for GHG tracking/dashboards but not a state-wide emissions inventory across all sectors.*

*To encapsulate the discussion, Easter reiterated that a GHG emissions dashboard is a critical tool for transparency for the community to earn buy-in and make course corrections as needed. The implementation of GHG reduction actions is the real goal to meet the state's GHG reduction targets, and having a GHG emissions dashboard for the County is a useful tool to help inform GHG reduction actions and decisions.*

*Public Comment:*

*There was no public comment on this item.*

5. RECEIVE Progress Report from Staff on Dashboard for Climate Action and Adaptation Plan and PROVIDE SUGGESTIONS

*Jody London, Sustainability Coordinator, began her presentation by introducing two staff members who have worked on this initial concept for the County's CAAP implementation dashboard: Nick Spinner, Senior System Engineer, and Emily Groth, Sustainability Planner. London played an excerpt from a video titled "[Talk Like a Human](#)," from timestamp 10:35 to 14:15. The video encouraged the usage of accessible, understandable language instead of scientific jargon when communicating about climate change and GHG reductions. London stated that the County should ensure any dashboard created to track implementation of CAAP strategies should be accessible for all and will be meaningful to the public.*

*The County uses the Civics Plus platform for its website, the same program as two other cities with functioning dashboards: [Issaquah, WA](#) and [Fremont, CA](#). Nick Spinner has created a dashboard in the past to track the County's Measure X tax funds using a program called Power BI, which could be utilized for a dashboard for CAAP implementation. London drew the attention of the Commission to a handout illustrating the actions in the CAAP that directly reduce GHG emissions, asking the Commission to think about what measures should be included in the County's dashboard.*

*Emily Groth added that Commission members should not only think about quantitative measures, but also qualitative storytelling aspects to CAAP implementation that could be included in this dashboard.*

*Commission Member(s) Discussion:*

*Commission Members discussed whether the creation of the dashboard would be contracted out or kept within County staff, and London responded that it would be within the County as Nick Spinner assisting with the dashboard creation works for the County's Dept. of Information Technology.*

*Members suggested adding pictures and graphics in the dashboard to show equivalency of emissions data to real-world applications. For example, the dashboard could show a graphic stating the presented amount of GHG emissions reduced as a result of a CAAP measure is equivalent to a calculated number of miles driven by passenger cars or an equivalent number of trees planted.*

*Commission Members also suggested that grouping CAAP implementation progress by the "Performance Metric" titles listed in the CAAP may provide a sufficient top-level overview in the dashboard. London stated that some quantitative data is available, but many measures do not directly feed into GHG emissions. Equity goals are potentially an indicator of who is being served and how they are being served, though not directly reducing GHG emissions.*

*Members discussed the possibility of County staff creating an initial dashboard presenting progress tracking the initial 11 quantifiable GHG emissions reduction measures in the CAAP. Emphasis was placed on the dashboard incorporating storytelling elements that everyone in the county can understand. The Commission decided to deliberate on measures they would like to see*

*implemented in the dashboard and discuss this item at the next meeting while County staff begin to create a dashboard using the 11 CAAP metrics that directly reduce GHG emissions.*

*Public Comment:*

*Charles Davidson, a member of the public and former Commission member, explained he has been observing geographic information system (GIS) maps for equity solutions for years and noticed that a fire station in the unincorporated community of Rodeo had 3 times more emergency service responses per capita than the nearby city of Hercules. Davidson suggested the County should post an annual GIS map of emergency response rates, income quintiles, and impacted community boundaries for every fire station within unincorporated communities from Contra Costa Fire Protection District data.*

**6. RECEIVE Presentation on co-benefits of reducing greenhouse gas emissions and fossil fuel emissions from member of SF Bay Physicians for Social Responsibility**

*Dr. Bret Andrews, Neurologist and Board Member of San Francisco Bay Physicians for Social Responsibility, provided a presentation connecting the reduction of GHG emissions with co-benefits such as improved public health.*

*Andrews addressed how the increase in carbon and fossil fuel pollution in the atmosphere has been associated with increased global temperature and health impacts. The cost associated with climate change caused events are increasing, particularly in healthcare. The co-benefits of reducing greenhouse gases are the reduction in health burden and air pollution.*

*Particulate matter 2.5 microns or smaller (PM2.5) and nitrogen dioxide (NO2) have been studied widely. PM2.5 is a soot-like product of incomplete fossil fuel combustion that can penetrate deep into the lungs of humans. The Air Quality Index (AQI) is based on PM2.5, developed by the Environmental Protection Agency (EPA). Research has shown that health impacts can occur at AQI's lower than 50, which is the EPA threshold for safe levels of PM2.5. Contra Costa County has consistently scored a failing grade on the American Lung Association's State of the Air report card for PM2.5, as it has not had an annual average AQI below 50 for nearly 10 years.*

*Andrews showed CalEnviroScreen 4.0 results for Contra Costa County, including graphs of asthma, cardiovascular disease, low birth weight, diesel PM, NO2, and other metrics in relation to the rest of the state. Most of these metrics indicated a higher concentration than the State average in areas near large industrial sources that generate air pollution.*

*Andrews presented findings from several studies that indicate associations of PM2.5 exposure to humans with increased frequency and severity of health complications. Vulnerable, impacted communities are not only burdened by living near air pollution sources, but also deal with many other factors such as living in a heat island, older homes lacking effective air filtration, historical environmental racist economic policies, and many more. NO2, primarily from natural gas use in stoves/ovens, has a well-studied association with negative health effects. Studies indicate that electrifying all appliances in homes could reduce childhood asthma by 20% and save around \$900 million in health impacts in the Bay Area.*

*To conclude the presentation, Andrews recapped that reducing GHG emissions in the County will have co-benefits of health improvements. Electrification with clean energy sources and improving ventilation were recommended. Andrews asked the Commission to consider what CAAP measures yield the highest number of co-benefits and consider tracking those in the proposed dashboard.*

*Public Comment:*

*There was no public comment on this item.*

*Commission Member(s) Discussion:*

*Hardman-Saldana highlighted the County's work in supporting electrification goals pointed at improving public health as well as reducing GHG emissions. Commission Members discussed the importance of addressing public health effects from air pollution from personal experiences.*

**7. RECEIVE Report on Staff Activities that Support Sustainability Goals**

*Jody London provided a verbal report on Sustainability staff activity. Some highlights include:*

- Bids for consultants for the Senate Bill 1 Ocean Protection Council grant for Sea Level Rise planning are being evaluated.*
- A portion of funding from the Energy Efficiency and Conservation Block Grant will be used to conduct a study determining the types of homes to conduct the most cost-effective all-electric retrofits. A majority of the funding will be used for implementing clean building retrofits in family-based licensed daycare facilities in the unincorporated community.*
- Negotiations are underway with consultants for the Urban Forest Management Plan.*
- The Clean Energy Roadmap will be brought to the Sustainability Committee in September.*
- The County may join a class action lawsuit against the EPA for cancelling the \$19 million Community Change Grant for North Richmond, which was set to fund a resilience hub.*
- A new building ordinance went into effect in May, which sets a building performance standard for efficiency and will hopefully drive builders to install more solar and make buildings all-electric to meet that efficiency standard.*
- Staff have attended and presented at multiple regional conferences, including the Western Regional Meeting of the Urban Sustainability Directors Network and the California Climate and Energy Collaborative.*

*Public Comment:*

*There was no public comment on this item.*

**8. RECEIVE reports from Sustainability Commission members and alternates, and PROVIDE DIRECTION as needed**

*There were no reports provided for this item.*

9. RECEIVE Report from Sustainability Commission Chair and IDENTIFY TOPICS for next report to the Committee on Sustainability

*Chair Wechsler encouraged Commission members to send potential topics to her via email.*

10. The next meeting is currently scheduled for August 25, 2025

11. Adjourn

*The meeting was adjourned at 7:06 pm.*

DRAFT



# CONTRA COSTA COUNTY

1025 ESCOBAR STREET  
MARTINEZ, CA 94553

## Staff Report

---

**File #:** 25-3415

**Agenda Date:** 8/25/2025

**Agenda #:** 4.

---

Advisory Board: SUSTAINABILITY COMMISSION

Subject: RECEIVE Report on No Waste Contra Costa section of the Climate Action and Adaptation Plan and  
PROVIDE DIRECTION, as needed

Department: Conservation and Development

Presenter: Justin Sullivan, Senior Planner

Contact: (925) 655-2913

### **Referral History and Update:**

As part of the Commission's adopted Work Plan for 2025, the Commission requested that specific topic areas of the County's 2024 Climate Action and Adaptation Plan (CAAP) be presented at each Commission meeting.

Staff will provide a report on the CAAP Strategy and Implementation Actions identified in the No Waste Contra Costa section of the CAAP.

### **Recommendation(s)/Next Step(s):**

RECEIVE Report on No Waste Contra Costa section of the Climate Action and Adaptation Plan and PROVIDE DIRECTION, as needed


### **Fiscal Impact (if any):**

None.





# Contra Costa County Climate Action Plan Update – No Waste





# NW-1

Ensure organics collection service is available for all residential and commercial customers in County-Controlled collection franchise areas





# NW-1

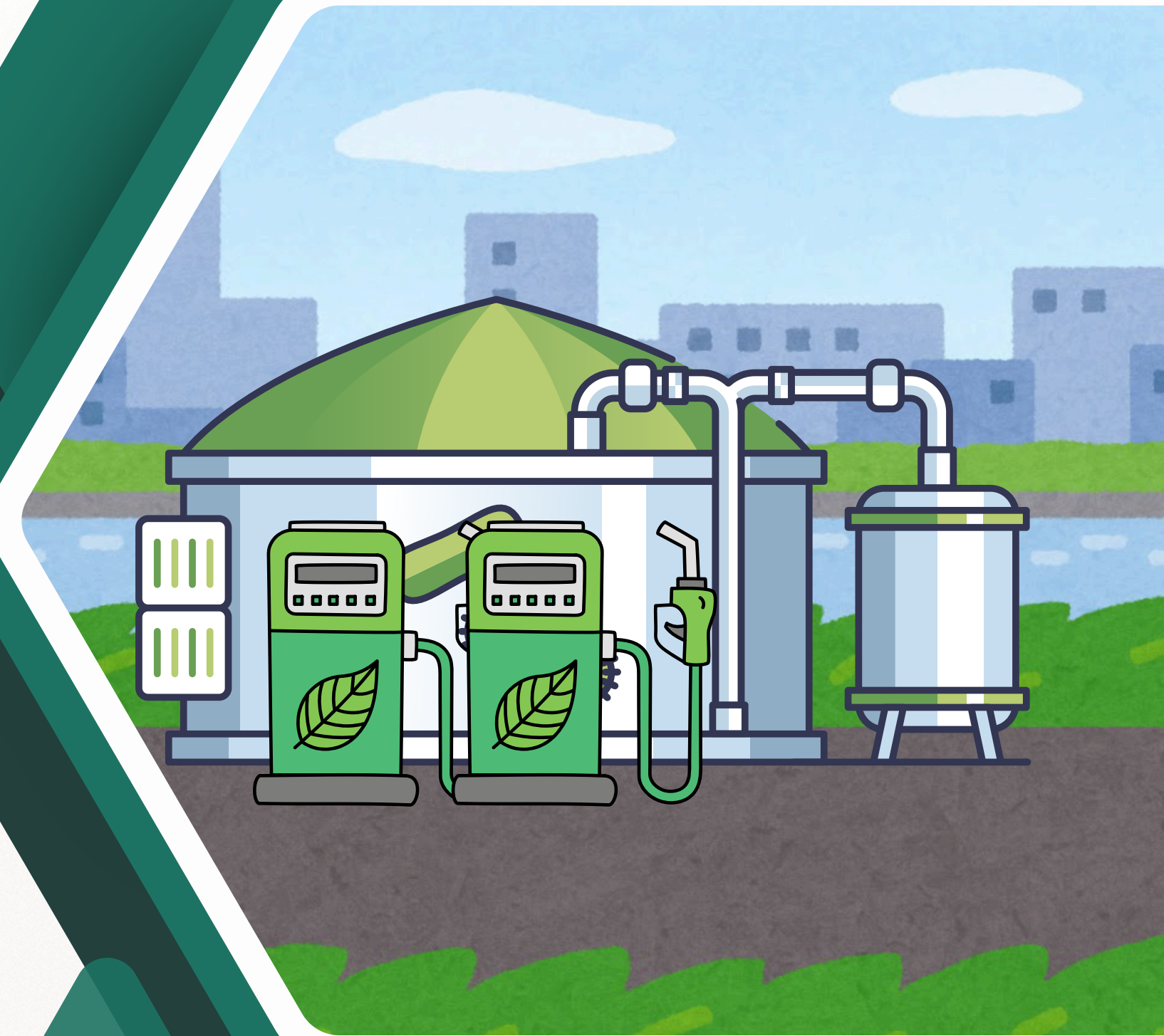
Require new or expanded landfill operations reduce GHG emissions





# NW-1

Explore use of organic waste for anaerobic digesters to generate electricity or fuel





# NW-1

Require edible food generators to  
partner with food rescue organizations  
to divert edible food





# NW-1

Collaborate with food rescue programs  
to decrease food waste and address  
hunger





# NW-1

Procure compost made from recovered organic waste in accordance with County Policy





# NW-2

Reduce waste from County operations





**I'd rather be  
baked than wasted.**



**NW-3**

Partner with regional agencies to  
promote refusing, reducing, and  
reusing materials


**#ShopYourFridgeFirst**  
**LoveFoodNotWaste.org**





# NW-3

Promote better waste sorting  
among community





What do I do with:

Item name...

Near:

94553

Q SEARCH

### Popular Items



Household Batteries



Clothing - Poor Condition



Old Working Computers



Broken Electronics



Broken Furniture



Furniture for Donation



Large Broken Appliances



Mattresses & Box Springs



Medications



Needles & Syringes



Leftover Paint



Styrofoam Blocks

View All Items



### Household Hazardous Waste

Safely deal with toxics in your home.

Learn More



### Curbside Service Information

Select your county and service area below to view information about your curbside collection service.

Alameda County




### Material Fact Sheets

Detailed information for tricky materials.

- Sustainable Spring Cleaning
- Furniture Repair
- Moving & Decluttering
- Bulky Items, DIY Renovations & Illegal

# NW-3

Promote better waste sorting  
among community







Welcome to RE:Source! Your online directory for reuse, repair and proper disposal options for the Bay Area. Although we do our best to stay up-to-date, information is constantly changing and we encourage you to call ahead to verify hours and availability.

Got it.

## Food Scraps

Remove all produce stickers (these are mostly plastic, contaminate compost, and belong in the trash), packaging, and twist ties (reuse until they go the landfill) before composting your food scraps.

Did you know that reducing food waste is one of the leading solutions to climate change? Click [here](#) Food Saving, Meal Planning, and Produce Storage Tips to save money and the planet.

[Here](#) are resources to learn how turn your food scraps into compost at home, or source [compost](#) (and mulch) to apply on your garden, houseplants, or landscape.

BioCycle's [FindAComposter.com](#), a publicly searchable database of composting facilities in the U.S. and Canada.



[Moraga](#) accepts this item in your curbside organics container.



For Reuse/Repair

Free

Pickup Available

Online Services

### Waste Management of Alameda County

172 98th Ave., Oakland • (510) 613-8700

Commercial waste hauling service • Pick-up for a Fee

Compost

### O2 Artisans Aggregate (O2AA)

2311 Magnolia St, Oakland • (510) 251-8889

Some of our systems include aquaponic gardening and fish farming, solar power production, waste water digestion for re-use, the construction of a community kitchen space, bio-char and bio-chip production, composting facilities and up-cycling food waste to create a sustainable animal feed. • Free Drop-off

Reuse

### Davis Street (WM) Resource Recovery Complex (Transfer Station)

2615 Davis St., San Leandro • (510) 638-2303

Deposit plant debris, food scraps & food-soiled paper in the facility's designated "clean green" area. • Drop-off for a Fee

Compost

### EBMUD (East Bay Municipal Utility District)

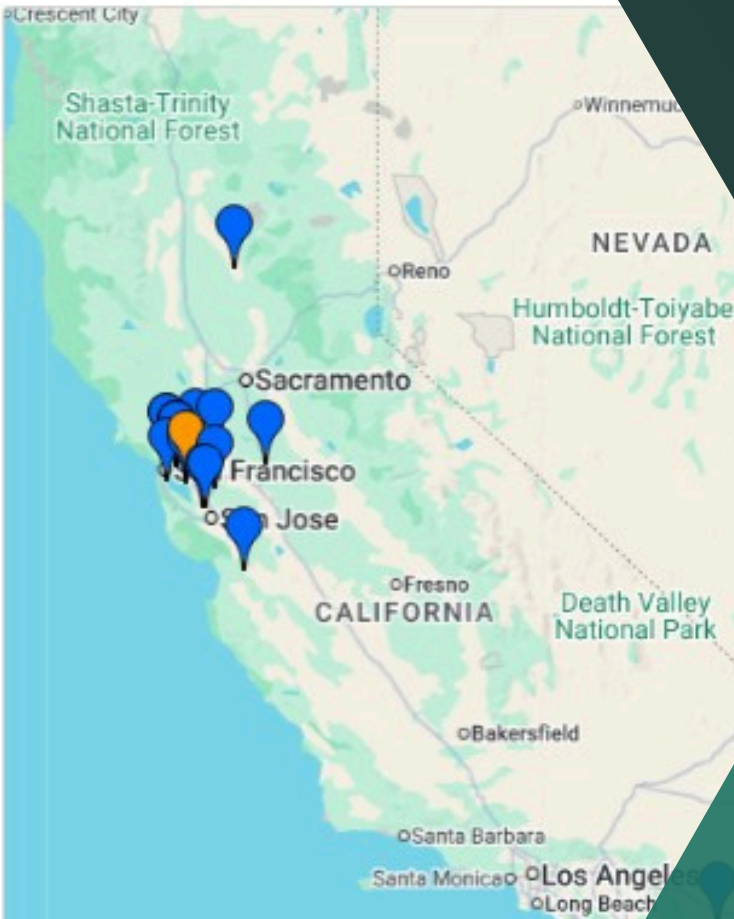
2020 Wake Ave, Oakland • 510-287-1651

Commercial quantity. Animal Processing Waste, Animal Blood (Beef, Poultry, Sheep, Swine/Pig) • Drop-off for a Fee, Pick-up for a Fee

Recycle

### Green Planet 21

Compost



# NW-3


Promote better waste sorting  
among community





# NW-3

Promote better waste sorting  
among community







# NW-3

Work with Haulers to expand the types of materials accepted in recycling programs as economic conditions allow



# NW-3

Work with Haulers to continue to provide curbside recycling services





# NW-3


Promote RMDZ low-interest loan program for the development of businesses that use recycled materials





# NW-4

Encourage landfills to install or enhance existing methane capture technology to increase methane capture rate





# NW-4

Support landfill operators in efforts to transition away from landfill gas flaring





The background features a light gray area on the left and a white area on the right. A large, dark green diagonal shape separates the two. In the top right, there is a stylized landscape with a blue sky, a white cloud, and green rolling hills. The hills are composed of two layers: a lighter green top layer and a darker green bottom layer. The sky is a light blue with horizontal stripes. The cloud is a simple white shape. The overall design is modern and clean.

# Thank you

Justin Sullivan  
Conservation and Development  
[Justin.Sullivan@dcd.cccounty.us](mailto:Justin.Sullivan@dcd.cccounty.us)





# CONTRA COSTA COUNTY

1025 ESCOBAR STREET  
MARTINEZ, CA 94553

## Staff Report

---

**File #:** 25-3416

**Agenda Date:** 8/25/2025

**Agenda #:** 5.

---

Advisory Board: SUSTAINABILITY COMMISSION

Subject: Report on Staff Activities that Support Sustainability Goals

Department: Conservation and Development

Presenter: Jody London, Sustainability Coordinator

Contact: 925-655-2815

### **Referral History and Update:**

This is a standing item of the Commission. At each Commission meeting Sustainability staff provides a report on key County staff sustainability activities. Attached is the report for August 2025.

### **Recommendation(s)/Next Step(s):**

RECEIVE Report on Staff Activities that Support Sustainability Goals

### **Fiscal Impact (if any):**

N/A


**SUSTAINABILITY STAFF REPORT FOR  
SUSTAINABILITY COMMISSION  
August 25, 2025**

Activities that have occurred since the report prepared for the Sustainability Commission's meeting on June 23, 2025, are listed below. Activities are keyed to goals in the 2024 Climate Action and Adaptation Plan.

ACTIVITY	2024 CAAP GOAL
<b>Department of Conservation and Development</b>	
<p>Staff released two Requests for Proposals for technical and community engagement subconsultants to support the development of the Contra Costa Resilient Shoreline Plan. 8 proposals were received. Staff anticipate contracting and onboarding both the technical and community engagement subconsultants in the fall.</p> <p>Staff are coordinating with the San Francisco Bay Conservation and Development Commission on the Contra Costa County Shoreline Leadership Academy, which will complement the County's work funded through its Ocean Protection Council Senate Bill (SB) 1 Grant.</p> <p>Staff successfully submitted the first Ocean Protection Council SB 1 Grant quarterly report.</p>	Goal 5 – Resilient Communities and Natural Infrastructure
<p>Staff continues to work and plan the activities funded by the U.S. Department of Energy's (DOE) Energy Efficiency and Conservation Block Grant (EECBG).</p> <p>Staff continues to work with a technical consultant, San Timoteo, to develop an inventory of existing buildings and cost analysis for transitioning the unincorporated County's existing building stock to all-electric to support the County's Draft Clean Energy Roadmap. San Timoteo has already begun work on this task. It is expected that the final Existing Buildings Inventory and Cost Analysis will be completed by the end of 2025.</p> <p>Staff will be releasing a solicitation to select an entity to implement energy efficiency upgrades for licensed childcare facilities in August/September. It was planned to be released in July, but additional time was needed to refine the scope of work and ensure it complies with the Federal Government priorities. Once the solicitation is released, we will also execute the contract with CoCoKids to work with County staff to partner and identify licensed home-based childcare facilities that are eligible for energy efficiency and all-electric transition retrofits.</p>	Goal 1 – Clean and Efficient Built Environment Goal 6 – Climate Equity
Staff are in the process of entering into contracts with partners for the Urban Forest Management Plan (The Watershed Project, Sustainable Contra Costa, Civicorps, Workforce Development Board of Contra Costa County). Rincon Consultants is being retained after a competitive bid process to provide the technical support for developing the Plan. We will be kicking off the project in early September.	Goal 5 – Resilient Communities and Natural Infrastructure

ACTIVITY	2024 CAAP GOAL
In March 2025, the County accepted public comments on its <a href="#">Draft Clean Energy Roadmap for Existing Buildings</a> . County staff is finalizing its review of all comments received and is expected to bring a Final Draft of roadmap to the Sustainability Committee at its September meeting for a recommendation to the Board of Supervisors to consider for adoption later this year.	Goal 1 – Clean and Efficient Built Environment
<p>On May 1, 2025, the County received a Notice of Termination Award from the U.S. Environmental Protection Agency (EPA), cancelling the \$19 million Community Change Grant for the North Richmond Community Resilience Initiative. The County is contesting the termination.</p> <p>The County submitted a declaration that was included in a <a href="#">Class Action Lawsuit filed on June 25</a> suing the Trump administration for unlawful termination of the EPA's Section 138 Environmental and Climate Justice Grant Program. A first hearing was held on August 5, 2025.</p>	Goal 1 – Clean and Efficient Built Environment Goal 5 – Resilient Communities and Natural Infrastructure Goal 6 – Climate Equity
<p>The County continues to implement the <a href="#">Bay Point/Pittsburg Energy Enhancement Pilot Program</a>, funded through a grant from the Keller Canyon Mitigation Fund. The Pilot Program offers rebates to cover up to 50% of the project cost (maximum of \$8,000) for the installation of qualified electric heat pump heating, ventilation, and air conditioning (HVAC) systems in eligible single-family homes. The first phase of the Pilot Program ended on June 30, 2025.</p> <p>Due to remaining available funding, the Pilot Program has been extended with expanded eligibility from July 1, 2025, through March 31, 2026, or when funding runs out, whichever comes first.</p>	Goal 1 – Clean and Efficient Built Environment Goal 6 – Climate Equity
<p>Climate Emergency Resolution:</p> <ul style="list-style-type: none"> <li>• <i>Just Transition</i>. No change from prior report provided in June.</li> <li>• <i>Interdepartmental Climate Action Task Force</i>. The G3 Champion meeting on August 13 included presentations on: interdepartmental County projects that are helping meet CAAP goals; the ongoing employee commute survey; and how one G3 Champion incorporates the G3 Champion mission into her department's work.</li> <li>• <i>All-Electric Building Ordinance</i>. The new ordinance that amends the County building code to increase energy efficiency standards for newly constructed residential buildings, offices, hotels, and retail buildings to meet the County's Climate Action Plan goals went into effect on May 1, 2025. Staff is currently analyzing how the County's more stringent energy efficiency ordinance will be affected by the new 2025 Building Code that will become effective on January 1, 2026. Staff is also looking at other building types to consider for higher energy efficiency standards in the future under the new 2025 Building Code. A report on the County's local building code amendments being considered as part of the State's 2025 Building Code will be provided at the September 8, 2025, meeting of the Sustainability Committee.</li> </ul>	Goal 1 – Clean and Efficient Built Environment Goal 7 - Leadership
Staff organized the second quarter Energy Efficiency Collaborative on June 25, 2025, to discuss the County's Clean Energy Roadmap for Existing Buildings and an upcoming study by MCE focused on permitting processes for heat pump HVAC and heat pump water heaters.	Goal 1 – Clean and Efficient Built Environment

ACTIVITY	2024 CAAP GOAL
Staff facilitated the third quarter All-Electric Working Group meeting on August 19, 2025. The meeting featured presentations from GRID Alternatives and RCF on the all-electric programs they operate, and discussion among participants about how to support and leverage this work in Contra Costa County. Meeting participants included staff from cities, community groups, unions, contractors, MCE, and individuals, as well as the County.	Goal 1 – Clean and Efficient Built Environment
Staff are participating in a proceeding at the California Public Utilities Commission (CPUC) to implement Senate Bill 1221 (2024). SB 1221 requires the CPUC to identify up to 30 neighborhoods that will be pilot projects where gas lines will be removed rather than replaced. The County is participating in <a href="#">Rulemaking 24-09-012</a> in order to monitor the potential for neighborhoods in Contra Costa County to participate in this program, if that is of interest to residents.	Goal 1 – Clean and Efficient Built Environment
Staff are participating in the Rising Sun Center for Opportunity’s Climate Careers Externship Program. Staff will be working with an extern from August through November to update the energy efficiency kits offered as part of the Contra Costa Library network’s Library of Things.	Goal 1 – Clean and Efficiency Built Environment
Staff, in partnership with the Ambrose Recreation and Park District, were awarded a <a href="#">\$25,000 PG&amp;E Resilience Hubs Feasibility Study Grant</a> . The grant will be used to fund an analysis of the Ambrose Community Center in Bay Point to determine what is needed for the Ambrose Community Center to act as a resilience hub for the community. The project will help inform the County’s CAAP strategy to establish and maintain resilience hubs.	Goal 5 – Resilient Communities and Natural Infrastructure
<p>DCD Transportation Planning staff report the following:</p> <ul style="list-style-type: none"> <li>• In February 2025, DCD was awarded \$425,000 from the Metropolitan Transportation Commission’s Regional Measure 3 – Safe Routes to Transit and Bay Trail Program to conduct the <b>San Pablo Avenue Enhanced Bicycle and Pedestrian Gap Closure Study</b>. The study will evaluate enhanced bicycle and pedestrian facilities along San Pablo Avenue between Richmond Parkway and the Pinole/Hercules border, which is a proposed segment of the San Francisco Bay Trail. The City of Pinole will be a partner on the study.</li> <li>• In March 2025, DCD was awarded \$400,000 from the Metropolitan Transportation Commission’s Transit Oriented Communities (TOC) Planning Grant – Station Access and Circulation to conduct the <b>Pleasant Hill BART Station Access Gap and Mobility Hub Planning</b> effort. This effort will help achieve TOC compliance for station access and circulation for the Pleasant Hill BART Station.</li> <li>• In July 2025, DCD was awarded \$442,650 from the Caltrans Sustainable Transportation Planning Grant Program to conduct the <b>Bay Point Enhanced Bicycle and Pedestrian Improvements Study</b>. The study will evaluate enhanced bicycle and pedestrian facilities along the Willow Pass Road and Port Chicago Highway corridors in Bay Point.</li> </ul>	Goal 5 – Clean Transportation Network

ACTIVITY	2024 CAAP GOAL
<ul style="list-style-type: none"> <li>DCD was a partner in a proposal to the Strategic Growth Council's Affordable Housing and Sustainable Communities (AHSC) Grant Program in May 2025. The proposal would construct a portion of Orbisonia Village, a mixed-use development with 100% affordable residential units adjacent to the Pittsburg-Bay Point BART Station, along with bicycle, pedestrian, and transit improvements to support mobility for Orbisonia Village residents and patrons. The proposal also requests funding to enhance Tri Delta Transit bus operations to the development site. The proposal requests \$50 million in AHSC funding.</li> </ul>	
<p>In the community:</p> <ul style="list-style-type: none"> <li>Emily Groth attended the Bay Point Community Resource Fair, organized by the District 5 Supervisor's Office, on August 16 to share information about energy efficiency programs and the County's sea level rise planning work, as well as ask residents about the features they would like to see in a resilience hub at the Ambrose Community Center.</li> </ul> 	<p>Goal 1 – Clean and Efficient Built Environment Goal 6 – Climate Equity Goal 7 - Leadership</p>
<p>Sustainability staff continue to monitor state and federal grant opportunities and prepare to apply for projects that will support key climate goals around all-electric buildings, active transportation, sea level rise, climate resilience, and Just Transition.</p>	<p>All</p>
Public Works	
<p>On July 30, 2025, Public Works was awarded \$4,360,000 from the Active Transportation Program for the Verde K-8 Safe Routes to School project, which will improve pedestrian infrastructure along Market Avenue and the intersection of Giarumita Street at Verde Avenue. The project also includes a non-infrastructure component to support active transportation education for students of the Verde K-8 School.</p>	<p>Goal 5 – Clean Transportation Network</p>
<p>In early August 2025, Public Works had to cease design on the North Bailey Road Active Transportation Corridor project due to reprioritization of projects to repair damaged and failed roads resulting from the 2022-2023 severe storm events. Due to this reprioritization, meeting the grant funding deadlines was no longer attainable. The project was awarded Active Transportation Program and Safe Routes to BART grant funds, which will be returned to their respective sources. Public Works will continue to pursue the project at a later date after identifying future funding opportunities and securing the necessary resources to complete the project.</p>	<p>Goal 5 – Clean Transportation Network</p>
Health	
<p><b>Building Healthy Communities Program</b></p> <ul style="list-style-type: none"> <li><b>California Office of Traffic Safety, Pedestrian and Bicycle Safety Grant, FFY25:</b> <ul style="list-style-type: none"> <li>Coordinated with back-to-school, the BHC Program relaunched its traffic safety campaign "Slow Roads Save Lives / <i>Calles Lentas Salvan</i></li> </ul> </li> </ul>	<p>Goal 4 – Clean Transportation Network Goal 6 – Climate Equity</p>



ACTIVITY	2024 CAAP GOAL
<p><i>Vidas.</i>” The advertisements will appear on 18 billboards across the county from August through September. One version of the advertisement features a child wearing a backpack preparing to enter a crosswalk. The other version of the advertisement features a child riding a bike, wearing a backpack and a helmet. The ads are co-branded with the Contra Costa Transportation Authority.</p> <ul style="list-style-type: none"> <li>○ Additionally, the BHC program will distribute 3’ x 6’ vinyl banners of the campaign to ten public schools across the county with the highest rates of bicycle and pedestrian serious injuries and deaths within a half mile radius of the school campus.</li> <li>○ Funding for this program was provided by a grant from the California Office of Traffic Safety, through the National Highway Traffic Safety Administration.</li> </ul> <ul style="list-style-type: none"> <li>● <b>Transportation Development Act Article 3 (TDA3):</b> Throughout the summer, the BHC Program provided bike and pedestrian safety resources and encouragement activities to several communities, including the following: <ul style="list-style-type: none"> <li>○ On June 25, the BHC program partnered with 511 Contra Costa during a Contra Costa County Library Summer Exploration Station event at the Hercules Library. BHC and 511 staff facilitated a bike blender demonstration where families and children had the opportunity to try the BHC bike blender—using pedal power to blend healthy smoothies. Over 50 residents participated in this activity.</li> <li>○ On July 24, the BHC Program hosted a bicycle and pedestrian safety booth at the PASOS x Thrive Thursdays community wellness event held at Nicholl Park in Richmond. Staff provided bike/ped incentives, shared safety tips for active travel, and fitted seven participants with new helmets, along with helmet safety fliers.</li> <li>○ On August 14, the BHC program facilitated a bike rodeo safety course activity at the final session of the PASOS x Thrive Thursdays community wellness series. Staff provided personalized bicycle safety instruction to eight children and fitted five children with new helmets.</li> </ul> </li> <li>● <b>New Funding:</b> The BHC Program will serve as a subrecipient of the County Public Works Department’s \$4,360,000 award in grant funding from the Caltrans Active Transportation Program Cycle 7 for the Verde K-8 Safe Routes to School Project in North Richmond. The BHC Program will receive \$500,0000 to support non-infrastructure safe routes to school programing at Verde K-8 School. The Program will provide encouragement, engagement, and education programming through community outreach such as participation in community events, walking field trips, bike rodeos, walking school buses, classroom presentations, and parent/guardian events.</li> </ul>	
Ongoing	

ACTIVITY	2024 CAAP GOAL
Staff participated in professional learning opportunities regarding environmental justice, carbon sequestration, climate resilience, communication and facilitation strategies, race and equity, and related.	All
Staff participated in regional activities.	All

---

**Attachments**

---



# CONTRA COSTA COUNTY

1025 ESCOBAR STREET  
MARTINEZ, CA 94553

## Staff Report

---

**File #:** 25-3417

**Agenda Date:** 8/25/2025

**Agenda #:** 6.

---

Advisory Board: SUSTAINABILITY COMMISSION

Subject: Reports from Sustainability Commission Members and Alternates

Presenter: Demian Hardman-Saldana, Principal Planner

Contact: 925-655-2816

### **Referral History and Update:**

This is a standing item of the Commission. Commission members and alternates may provide updates to the full Commission.

### **Recommendation(s)/Next Step(s):**

RECEIVE reports from Sustainability Commission members and alternates, and PROVIDE DIRECTION as needed.

### **Fiscal Impact (if any):**

None.



# CONTRA COSTA COUNTY

1025 ESCOBAR STREET  
MARTINEZ, CA 94553

## Staff Report

---

**File #:** 25-3418

**Agenda Date:** 8/25/2025

**Agenda #:** 7.

---

Advisory Board: SUSTAINABILITY COMMISSION

Subject: Report from Sustainability Commission Chair and Identify Topics for next Report to the Committee on Sustainability

Presenter: Shoshana Wechsler, Chair

Contact: Commission Staff, Demian Hardman-Saldana, (925) 655-2816

### **Referral History and Update:**

This is a standing item of the Commission. The Sustainability Commission Chair provides an update at each meeting to Commission members on the administration of the Commission, meetings of the Board of Supervisors Committee on Sustainability, and other issues of interest to the Commission.

### **Recommendation(s)/Next Step(s):**

RECEIVE Report from Sustainability Commission Chair and IDENTIFY TOPICS for next report to the Committee on Sustainability

### **Fiscal Impact (if any):**

None.