



AGENDA

CONTRA COSTA COUNTY Contra Costa Council on Homelessness

Tuesday, June 9, 2026

12:00 PM

Virtual Only. Registration link:
<https://homebaseccc.zoom.us/join/registration/K2bnCCCuS2O818IPI6wtRA#/registration>

HMIS Policy Committee

Agenda and Slides for HMIS Policy Committee Meeting

[26-2544](#)

Attachments: [HMIS Policy Agenda 06-09-2026](#)
[HMIS Policy Slides - 6-9-26](#)

Agenda Items: Items may be taken out of order based on the business of the day and preference of the Committee

1. Roll Call and Introductions
2. Public comment on any item under the jurisdiction of the Committee and not on this agenda (speakers may be limited to two minutes).
3. Review Meeting Minutes [26-2545](#)
Attachments: [HMIS Policy Meeting Minutes - March 2026](#)
Thorne Keenan, H3
4. Agency Updates and Resource Share
All
5. Clarity System Updates
Tammy Stoichich, H3
6. Participant Satisfaction Survey
Yessenia Aguilar, H3
7. 2025 Annual Homeless Assessment Report (AHAR)
Janel Fletcher, H3
8. Data Quality Updates and Reminders
Tammy Stoichich, H3 and Thorne Keenan, H3

9. HMIS Data Quality Updates

Thorne Keenan, H3

10. Q&A

All

The next meeting is currently scheduled for September 08, 2026.

Adjourn

The Committee will provide reasonable accommodations for persons with disabilities planning to attend the Committee meetings. Contact the staff person listed below at least 72 hours before the meeting. Any disclosable public records related to an open session item on a regular meeting agenda and distributed by the County to a majority of members of the Committee less than 96 hours prior to that meeting are available for public inspection at 2600 Stanwell Dr., Ste. 200, Concord during normal business hours. Staff reports related to items on the agenda are also accessible online at www.contracosta.ca.gov. If the Zoom connection malfunctions for any reason, the meeting may be paused while a fix is attempted. If the connection is not reestablished, the committee will continue the meeting in person without remote access. Public comment may be submitted via electronic mail on agenda items at least one full work day prior to the published meeting time.

For Additional Information Contact: contracostacoc@cchealth.org



CONTRA COSTA COUNTY

1025 ESCOBAR STREET
MARTINEZ, CA 94553

Staff Report

File #: 26-2544

Agenda Date: 6/9/2026

Agenda #:

Advisory Board: Contra Costa Council on Homelessness
Subject: Agenda and Slides for HMIS Policy Committee Meeting
Presenter:
Contact:

Information:

Referral History and Update:

Recommendation(s)/Next Step(s):



CONTRA COSTA HMIS POLICY COMMITTEE MEETING

June 9th, 2026 from 12:00-1:30pm

Register to join virtually:

<https://homebaseccc.zoom.us/meeting/register/tZYpd-urrzMqE9A1Ycl2P3yd0GxiQhj2xzNu>

MEETING PURPOSE:

The HMIS Policy Committee is responsible for ensuring the ongoing operation and monitoring of the Contra Costa County CoC's HMIS. Work includes: adherence and ongoing monitoring of HMIS Policies and Procedures, compliance with HUD Data Standards, and addressing system-level HMIS programming and training needs.

Committee Members: CoC Lead, HMIS Lead, COH Members (**Dani Jimenez, Gabriel Lemus, Heather Worobey, Juno Hedrick, Tony Ucciferri**), Agency HMIS Administrators. Members of the public are welcome, including persons with lived experience of homelessness.

AGENDA

| AGENDA ITEM | PRESENTERS | DESCRIPTION |
|---|----------------------------|--|
| Welcome & Roll Call (12:00-12:05p) | Thorne Keenan, <i>H3</i> | Identifying & welcoming attendees of the committee. |
| Review Meeting Minutes (12:05-12:07p) | Thorne Keenan, <i>H3</i> | Committee members can request edits to the previous meeting's minutes. Approve meeting minutes from 3/10/26. |
| Agency Updates and Resource Share (12:07-12:12p) | All | HMIS participating agencies can inform attendees of any updates to staffing, programming, operations, or other events. |
| Clarity System Updates (12:12-12:25p) | Tammy Stoichich, <i>H3</i> | Review New User Interface and report updates. |
| Participant Satisfaction Survey (12:25-12:40p) | Yessenia Aguiar, <i>H3</i> | Review participant satisfaction survey results |
| 2025 Annual Homeless Assessment Report (AHAR) (12:40-12:50p) | Janel Fletcher, <i>H3</i> | Highlights from the most recent report of national PIT and HIC data from the U.S. Department of Housing and Urban Development (HUD). |

| | | |
|---|--|---|
| Data Quality Updates and Reminders (12:50-1:15p) | Tammy Stoichich, <i>H3</i> Thorne Keenan, <i>H3</i> | Reminders regarding ROI, HNA replacing VI-SPDAT on reports, and anonymous clients. License Renewals will be released in mid-June, and the CCC Data Quality Dashboard will be reset July 1 st . |
| HMIS Data Quality Updates (1:15-1:25p) | Thorne Keenan, <i>H3</i> | Trends in CoC’s Data Quality, followed by our quarterly raffle for agencies that improved their data quality. |
| Q&A (1:25-1:30p) | All | Answer questions related to agenda items covered in the meeting or any other questions related to HMIS. |

Next Meeting: September 8th, 2026, 12:00pm-1:30pm, virtual only.

HOW TO PROVIDE PUBLIC COMMENT:

Persons who wish to address the Council on Homelessness during public comment on matters within the jurisdiction of the Council on Homelessness that are not on the agenda, or who wish to comment with respect to an item on the agenda, may comment in person, via Zoom, or via call-in. Those participating in person should stand where they are sitting when called upon. Those participating via Zoom should indicate they wish to speak by using the “raise your hand” feature in the Zoom app. Those calling in should indicate they wish to speak by pushing “9” on the phone. All public comments will be limited to 2 minutes per speaker. For assistance with remote access contact: contracostacoc@cchealth.org or call 925-608-6700. Public comments may also be submitted before the meeting by email at contracostacoc@cchealth.org or by voicemail at 925-608-6700. Comments submitted by email or voicemail will be included in the record of the meeting but will not be read or played aloud during the meeting.



HMIS POLICY COMMITTEE WORKGROUP

June 09, 2026 from 12:00-1:30

WELCOME AND ROLL CALL

Thorne Keenan, H3

REVIEW OF PREVIOUS MEETING MINUTES

Thorne Keenan, H3

AGENCY UPDATES

Open for all to share announcements about upcoming events, new programs, or give brief reports about agency news relevant to HMIS or the CoC.

CLARITY SYSTEM UPDATES

Tammy Stoicich, H3

CLARITY SYSTEM UPDATES



New User Interface and Required Training

Go Live is October 1. All users need to complete training by September 30th.

Training will be available September 1st.



3 New Tiles on the CCC Data Quality Dashboard

Clients enrolled in CES but missing an HNA

Expired HNA's

CE enrollments with no events/assessments in past year



New Providers

Adeii Health

Bay Compassion

Contra Costa Senior Legal Services (CCSLs)

NEW CLARITY USER INTERFACE

Go Live Date is October 1st 2026

The screenshot displays the Clarity user interface. On the left is a navigation sidebar with menu items: Clients, Referrals, Reports, Merge, Data Import, Outreach, Inventory, Manage, Setup, and Unsheltered PIT. The main content area is titled 'Clients' and includes a search bar. Below the search bar is a table with the following data:

| Client | DOB | SSN | Alias | ROI |
|----------------------------|--------------------|--------|------------|-----|
| Mouse, Minnie 118302C41 | 1/1/75 Age: 51 | # 0168 | (No value) | Yes |
| Minnie, Mouse D1A456F32 | 12/15/24 Age: 1 | # 6710 | (No value) | Yes |
| Mouse, Mickey 76C5CE1C7 | 1/1/01 Age: 25 | # 500x | (No value) | Yes |
| Mouse, Mickey 7A9D163B3 | 2/10/04 Age: 22 | # 1001 | (No value) | Yes |

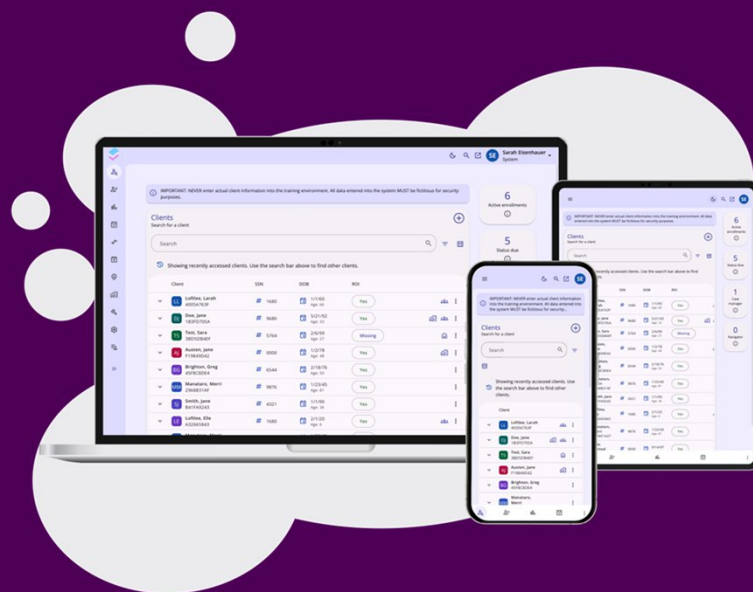
At the bottom right of the table, it shows '1 - 4 of 4' with navigation arrows. On the right side of the interface, there are four summary cards: '16 Active enrollments', '9 Status due', '0 Case manager', and '0 Navigator'. The top right corner shows the user profile 'Tammy Stoich System'.

NEW CLARITY USER INTERFACE

What to Expect:

This new user interface is simply upgrading the visual layout and menus you interact with every day in Clarity Human Services.

- ✓ **A Better Experience:** Designed to be clean, professional, and easy on the eyes.
- ✓ **Faster & More Reliable:** Powered by a super-responsive, modern infrastructure that improves loading speeds and system stability.
- ✓ **Modern Look:** Delivers a sleek, intuitive workspace shaped directly by years of community feedback.
- ✓ **Minimize Clicks:** Key client details are placed front and center, removing friction from your daily data entry.
- ✓ **Mobile Friendly Design:** Fully responsive layouts empower your outreach teams to use Clarity seamlessly on phones and tablets in the field.
- ✓ **ADA Inclusive Access:** Complete 508-compliance ensures an accessible, equitable experience for all community users.




2026 COC PARTICIPANT SATISFACTION SURVEYS

Yessenia Aguilar, H3

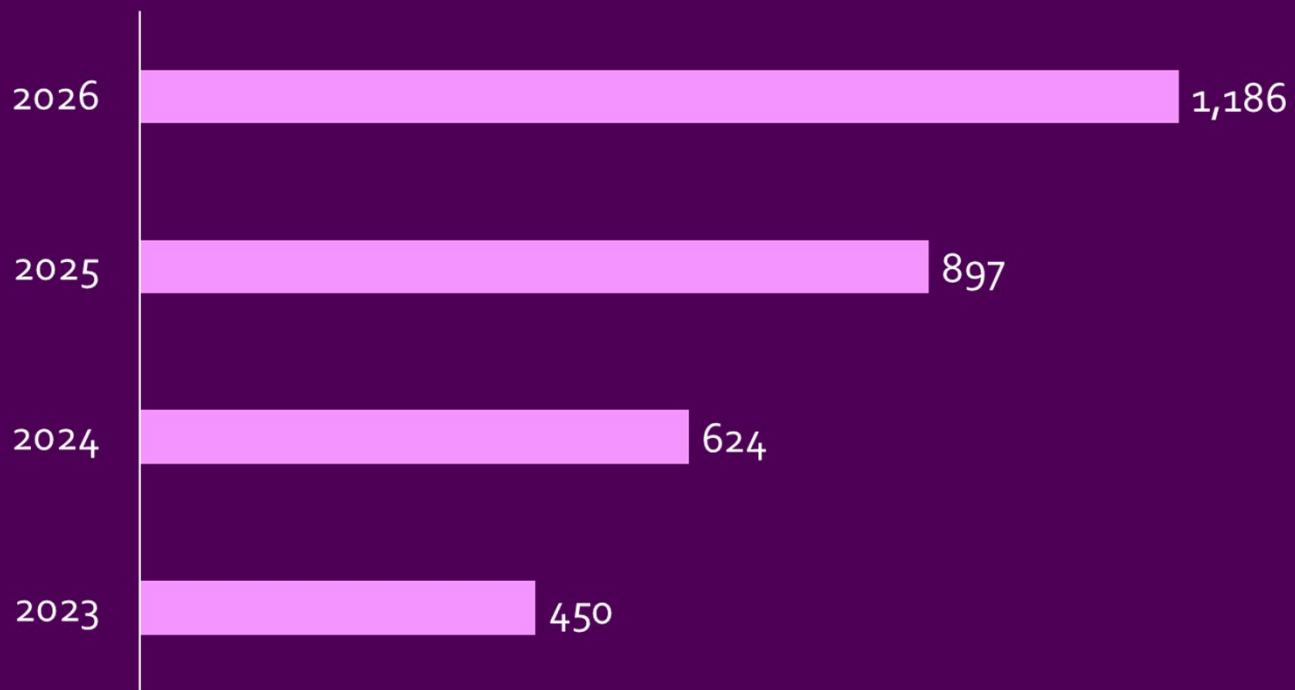
COC PARTICIPANT SATISFACTION SURVEYS

Annual Survey conducted across 7 program models within our CoC by contracted and funded programs:

- Prevention
- Rapid Exit
- CORE
- CARE Center
- Shelter/Transitional Living Programs
- Rapid Rehousing
- Permanent Supportive Housing

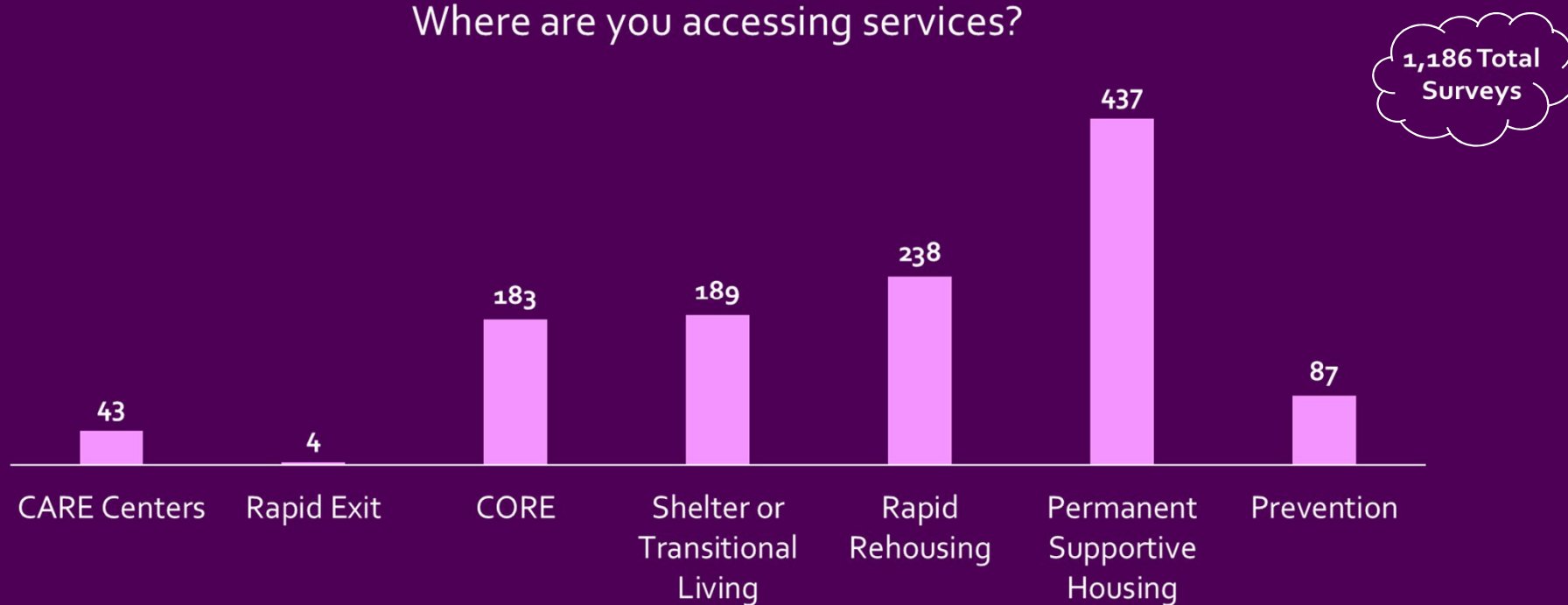


TOTAL NUMBER OF SURVEYS



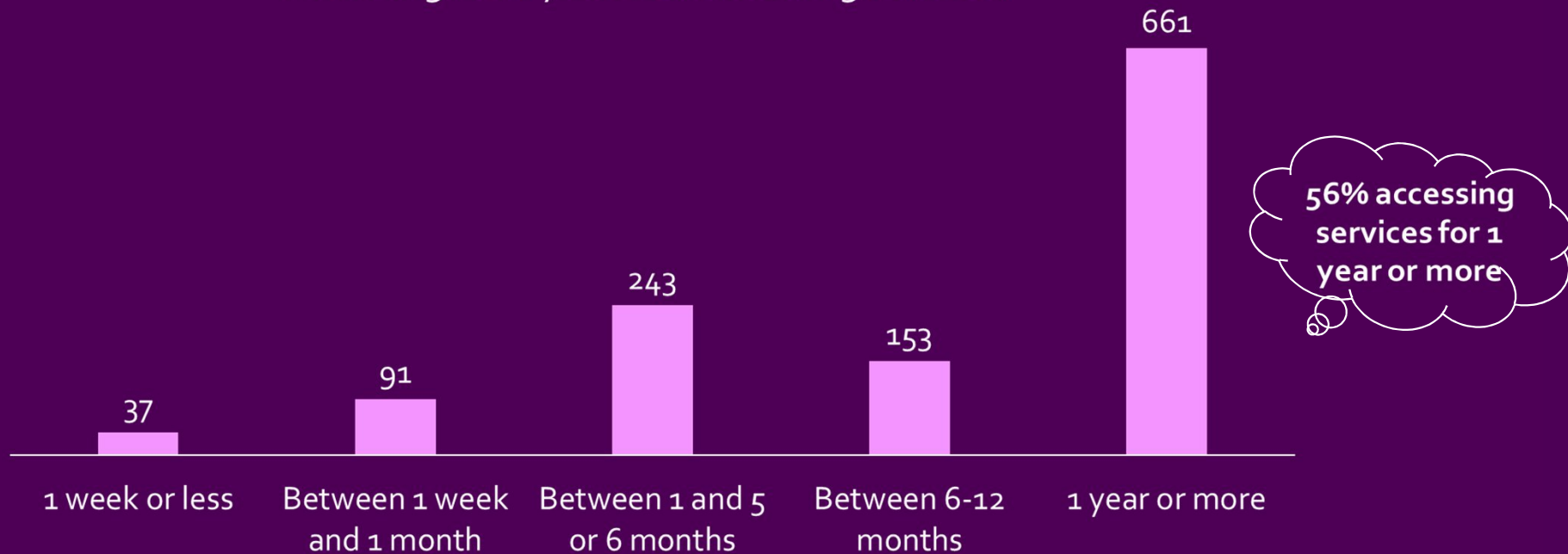
ACCESSING SERVICES

Where are you accessing services?

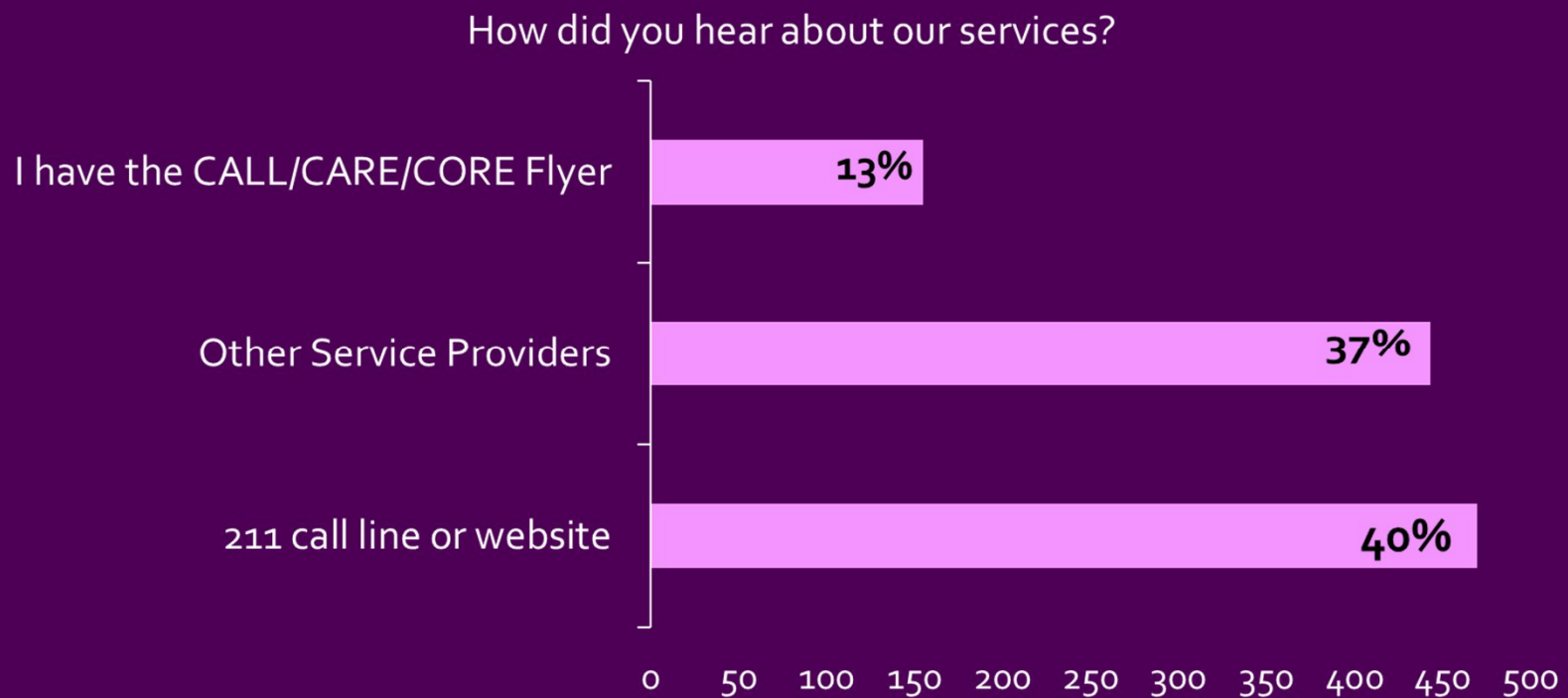


LENGTH OF TIME ACCESSING SERVICES

How long have you been accessing services?



HOW DID YOU HEAR ABOUT OUR SERVICES



OVERALL SATISFACTION WITH SERVICES



96% said they would recommend services to others

POSITIVE FEEDBACK

Those who selected "Always & Most of the time"

- Staff treats me with dignity and respect: 96%
- Staff listen to what I have to say: 95%
- Staff understand how to meet my needs: 92%
- I feel cared for by staff: 91%

AREAS OF IMPROVEMENT

Those who selected "Always & Most of the time"

- I know how to access services that are offered in this program: 79%
- Is the building clean: 88%
- Does the building feel safe?: 87%

STRATEGIES TO ADDRESS FEEDBACK

Develop FAQs for staff & clients to have easy access to information

Provide step by step information on how to access services

Provide ongoing staff training on community resources

Refresher trainings on housing, mental health and supportive services

Staff collaboration for updates, questions, and resource sharing

2025 ANNUAL
HOMELESS
ASSESSMENT
REPORT (AHAR)

Janel Fletcher, H3

WHAT IS THE AHAR?

The Annual Homeless Assessment Report is a 2-part report that shares the results from the Point In Time (PIT) and Housing Inventory Counts (HIC) across the country.

Part 1 include PIT and HIC total numbers

Part 2 shares PIT and HIC subpopulation data

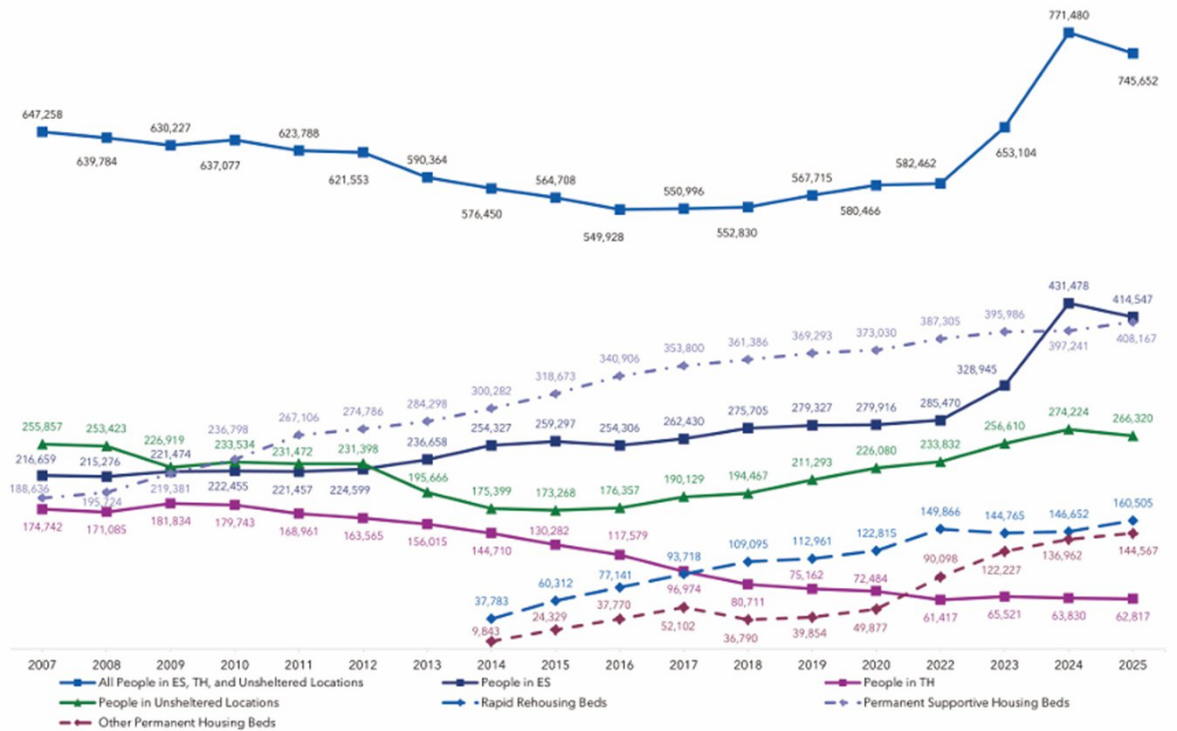
2025 AHAR pt 1 was released May, 2026: [The 2025 Annual Homelessness Assessment Report \(AHAR\) to Congress Part 1: Point-In-Time Estimates of Homelessness, May 2026](#)

NATIONAL HOMELESSNESS ESTIMATES (PIT)

EXHIBIT 1.1: PIT Estimates of Homelessness Persons and the Number of Beds in Permanent Housing By Sleeping Location, 2007-2025

In 2025:

- 745,652 people experienced homelessness on a given night.
- 414,547 people were in Emergency Shelter
- 62,817 were in Transitional Housing
- 266,320 were in Unsheltered Locations



NATIONAL INVENTORY (HIC)

Since 2007:

Permanent Supportive Housing inventory increased 116%

Emergency Shelter inventory increased by 93%

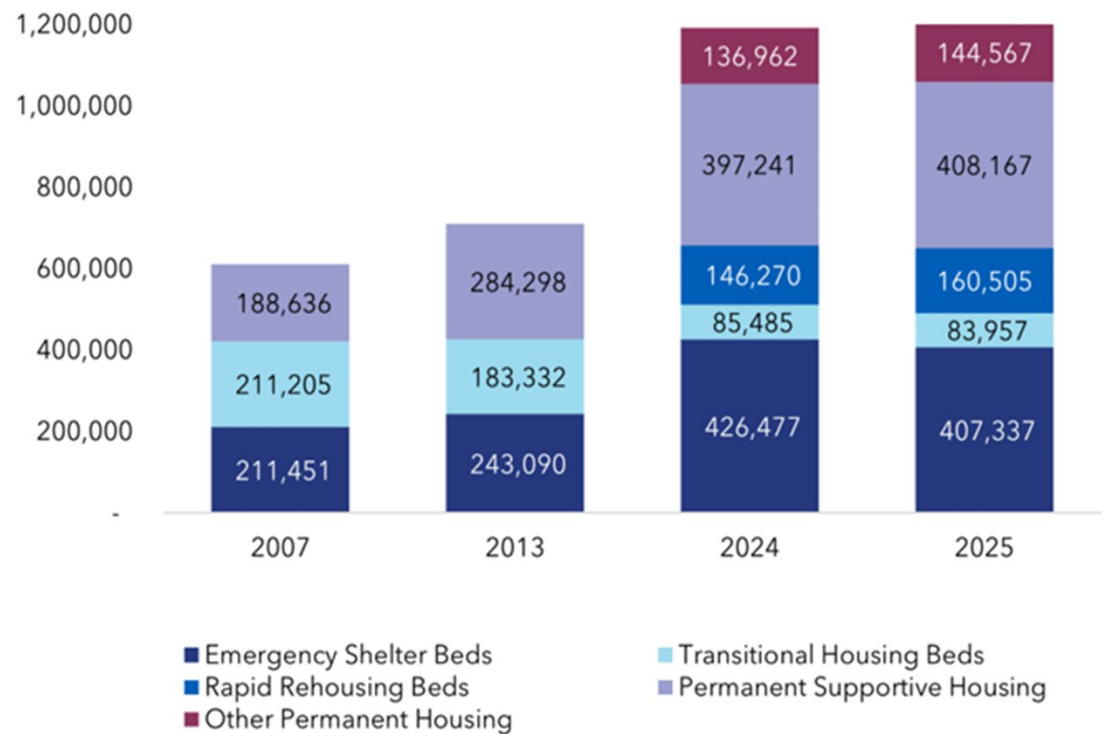
Transitional Housing inventory decreased 60%

Since 2024:

Permanent Housing (PSH +OPH) inventory increased 35%

Rapid Rehousing inventory increased by 10%

EXHIBIT A.2: Number of Year-Round Beds by Program Type
2007, 2013, 2024, 2025



NATIONAL HIGHLIGHTS

The United States experienced a 3.3% decrease in the number of people experiencing homelessness.

EXHIBIT B1.2: Changes in the Demographic Characteristics of All Homeless Persons 2024-2025

| | Change in All Homeless Persons | |
|--------------|--------------------------------|--------|
| | # | % |
| Total Change | -25,828 | -3.3% |
| Age | | |
| Under 18 | -14,276 | -9.6% |
| 18 to 24 | -6,178 | -10.7% |
| 25-34 | -18,987 | -12.9% |
| 35-44 | 7,963 | 5.2% |
| 45-54 | 3,028 | 2.6% |
| 55-64 | -227 | -0.2% |
| 65 and over | 2,849 | 6.8% |

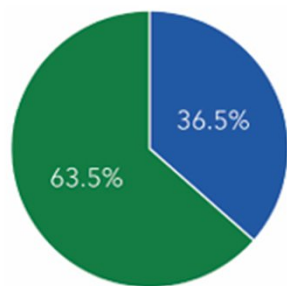
CALIFORNIA ESTIMATES OF HOMELESSNESS (CA PIT)

CALIFORNIA



Total Homeless, 2025
181,934

46 in every 10,000 people were homeless



■ Sheltered (66,351)
■ Unsheltered (115,583)

Estimates of Homelessness

155,792 individuals

26,142 people in families with children

8,086 unaccompanied homeless youth

8,686 veterans

64,693 chronically homeless individuals

CALIFORNIA HIGHLIGHTS

EXHIBIT B4.4: Largest Changes in Unaccompanied Homeless Youth
By State, 2017-2025

| 2024-2025 | | 2017-2025 | |
|--------------------------|-----------------|----------------|-----------------|
| Largest Increases | | | |
| OREGON | 813 / 61.8% | NEW YORK | 3,267 / 115.5% |
| COLORADO | 156 / 26.4% | OREGON | 666 / 45.6% |
| OHIO | 131 / 16.1% | OHIO | 251 / 36.1% |
| NEW JERSEY | 87 / 16.9% | ARIZONA | 185 / 32.0% |
| MARYLAND | 64 / 25.2% | NORTH CAROLINA | 151 / 34.8% |
| Largest Decreases | | | |
| NEW YORK | -1,575 / -20.5% | CALIFORNIA | -4,876 / -37.6% |
| ILLINOIS | -1,115 / -57.3% | NEVADA | -1,614 / -74.5% |
| CALIFORNIA | -966 / -10.7% | FLORIDA | -941 / -46.6% |
| FLORIDA | -289 / -21.1% | WASHINGTON | -556 / -26.0% |
| HAWAII | -164 / -46.7% | MINNESOTA | -171 / -19.2% |

EXHIBIT B5.4: Largest Changes in Homeless Veterans
By State, 2009-2025

| 2024-2025 | | 2009-2025 | |
|--------------------------|--------------|--------------|-----------------|
| Largest Increases | | | |
| OREGON | 228 / 16.2% | OREGON | 358 / 28.1% |
| PENNSYLVANIA | 98 / 13.6% | VERMONT | 50 / 81.4% |
| COLORADO | 97 / 9.9% | RHODE ISLAND | 5 / 4.2% |
| NEW YORK | 93 / 7.9% | MAINE | 4 / 3.2% |
| TENNESSEE | 89 / 15.6% | N/A | -- / -- |
| Largest Decreases | | | |
| CALIFORNIA | -624 / -6.7% | CALIFORNIA | -9,287 / -51.7% |
| FLORIDA | -192 / -8.2% | FLORIDA | -4,994 / -70.0% |
| ILLINOIS | -79 / -14.1% | NEW YORK | -4,606 / -78.3% |
| INDIANA | -79 / -18.7% | TEXAS | -3,584 / -65.3% |
| ALABAMA | -77 / -26.5% | GEORGIA | -2,121 / -76.8% |

NATIONAL, STATE, AND LOCAL TAKEAWAYS

- The United States had a 3% decrease, 25,828 fewer people experiencing homelessness in 2025 compared to 2024.
- In the US, more people are experiencing sheltered homelessness (69%) than unsheltered homelessness- 31%.
- California, had a 3% decrease, 5150 fewer people experiencing homelessness in 2025 compared to 2024.
- In California, more people are experiencing sheltered homelessness (63.5%) than unsheltered homelessness- 36.5%.
- Contra Costa, had a 26% decrease, 725 fewer people experiencing homelessness in 2025 compared to 2024.
- In Contra Costa, more people are experiencing unsheltered homelessness 60% than unsheltered homelessness- 40%.

DATA QUALITY AND TRAINING UPDATES

Thorne Keenan, H3
Tammy Stoicich, H3

HMIS DATA QUALITY REMINDERS

- Please remind staff to obtain a "Signed" ROI for all clients 18 and older.
 - Children can be named and included under the HoH's ROI
- Staff can look up a client permission status by doing a client search. The system will indicate if an ROI is "Missing", "Active", or set to "No"
- If clients refuse to sign an ROI their profiles must be set to "Private"
 - If staff cannot set an existing profile to "Private" they must create a new profile and set it to "Private" before entering agency program information under that profile.
- When to use the Services tab versus Notes tab

PROVIDER PORTAL

Can be accessed by going to www.cchealth.org/hmis and clicking the orange button

Once in the portal, scroll down to the bottom to find forms, instruction guides, and to request support

The screenshot shows the top of the Contra Costa Health Provider Portal. At the top left is the logo for 'CONTRA COSTA HEALTH Health, Housing, & Homeless Services'. To the right is a navigation menu with 'Dashboard', 'Courses', 'Quick Links', 'Message', 'My Profile', and 'Help'. Below the navigation is a large teal banner with the text 'Welcome to the Contra Costa HMIS Provider Portal' and a sub-header 'Access forms, trainings, our event calendar, and other resources related to HMIS.' To the right of the text is an illustration of a person sitting at a desk with a computer monitor. Below the banner is a section titled 'Featured Courses' with three course thumbnails: 'HMIS101 and Data Entry Basics (Self-paced Training)', 'HMIS101 and Data Entry Basics (Live Session)', and 'CORE OUTREACH SPECIFIC TRAINING CORE Outreach - HMIS101 and Data Entry Basics (Self-paced)'.



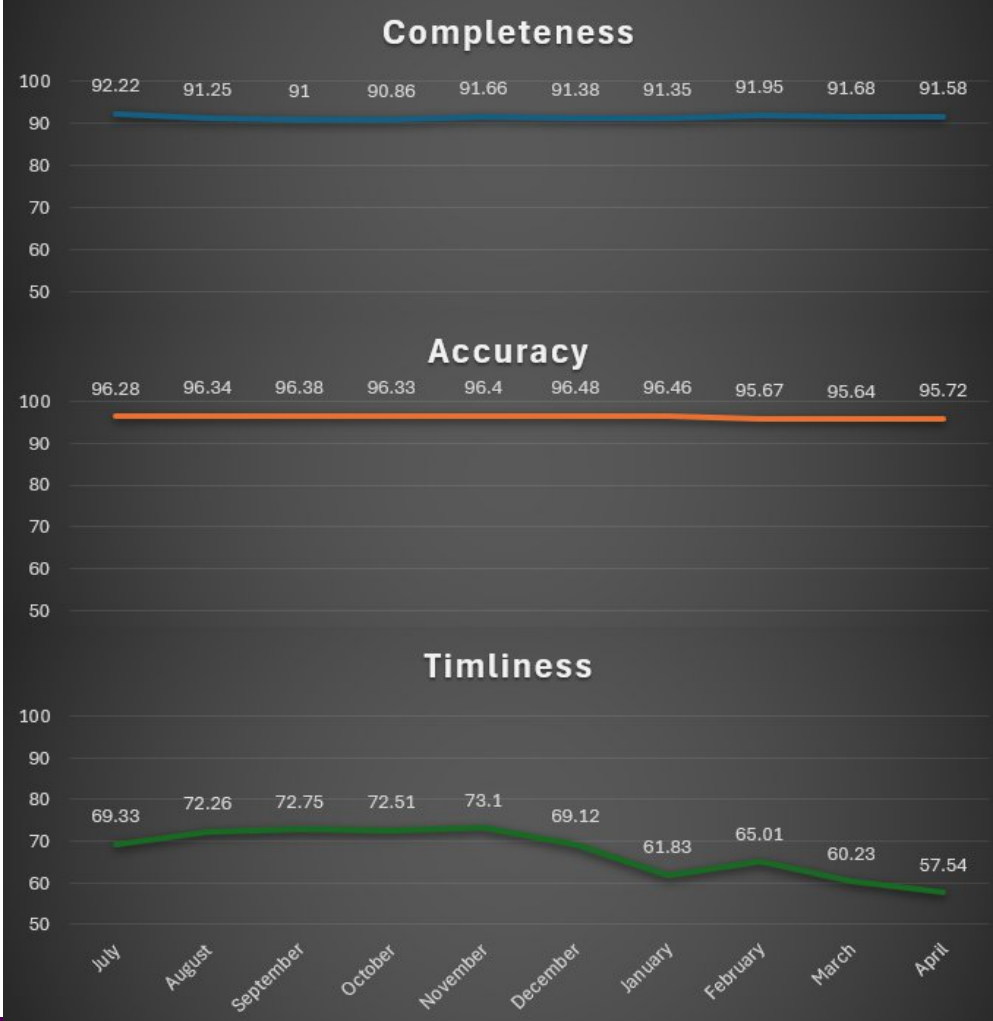
The screenshot shows the 'Quick Links' section of the portal. It is organized into three columns. The first column is titled 'Service Provider Forms' and contains six teal buttons with white plus signs and text: 'Client Release of Information', 'Standard Forms', 'Runaway and Homeless Youth', 'CORE Mobile Outreach', 'HDAP', 'Warming Center', and 'Respite'. The second column is titled 'Data Management Policies' and contains three teal buttons with white plus signs and text: 'Privacy Notice', 'Client Revocation', 'HMIS Governance', and 'Instruction Guides'. The third column is titled 'Request Support' and is enclosed in an orange-bordered box. It contains four links: 'Request User License', 'Request Live Training', 'Request New Program in HMIS', and 'Request a Data Report'.

HMIS DATA QUALITY REMINDERS

- Thank you to all agencies who assisted with our HDIS clean-up; your hard work is appreciated!
- FY25-26 is coming to a close!
 - Annual License Renewals coming soon
 - Please check your license allocations
 - Annual Year-to-Date Clean-Up (CCC Data Quality Dashboard)
 - The dashboard will be reset July 1st

HMIS DATA QUALITY UPDATES

- We are maintaining our scores in Completeness and Accuracy.
- Timeliness is trending down.
 - Please work with your programs to meet the 3-day threshold for entering data in HMIS.



AGENCIES WITH INCREASES IN DATA QUALITY THIS QUARTER

Congratulations to:

- Bay Area Community Services
- Bi Bett
- Caminar
- Contra Costa Behavioral Health
- Catholic Charities of the East Bay
- H3
- Hope Solutions
- Insight Housing
- Life Long Medical
- Resources for Community Development
- Satellite Affordable Housing Association
- Shelter Inc
- St. Vincent de Paul
- Trinity Center
- Winter Nights



Q&A

NEXT MEETING

- Tuesday, September 08, 12– 1:30 PM (Virtual)



CONTRA COSTA COUNTY

1025 ESCOBAR STREET
MARTINEZ, CA 94553

Staff Report

File #: 26-2545

Agenda Date: 6/9/2026

Agenda #: 3.

Advisory Board: Contra Costa Council on Homelessness

Subject: Review Meeting Notes

Presenter: Thorne Keenan, H3

Contact:

Information:

Referral History and Update:

Recommendation(s)/Next Step(s):



CONTRA COSTA HMIS POLICY COMMITTEE WORK GROUP

March 10, 2026, from 12:00-1:30 pm

MEETING MINUTES

Welcome & Introductions

Attendance:

Thorne Keenan (H3 RED Team); Carina Rodriguez-Peña (H3 RED Team); Jamie Schecter (H3 RED Team); Janel Fletcher (H3 RED Team); Kim Thai (H3 RED Team); Sanjana Prasad (H3 RED Team); Shelby Ferguson (H3 RED Team); Tammy Stoicich (H3 RED Team); Yessenia Aguilar (H3 RED Team); Gabriel Lemus (COH Committee Member); Heather Worobey (VA HUD-VASH/COH Committee Member); LeAnn Matthews (COH Committee Member); Mia Fairbanks (COH Committee Member); Tony Ucciferri (Housing Authority/COH Committee Member); Belinda Jackson-Thomas (EHSD); Rochelle Barbosa (Contra Costa Behavioral Health); Abby Shamelashvili (Trinity Center); Padmini Parthasarathy (Trinity Center); Alessia Simmonds (Resources for Community Development); Barbara Hunt (St. Vincent de Paul); Dora Segura (Catholic Charities East Bay); Hang Mosier (Satellite Affordable Housing Associates); Jeannette Martinez (Catholic Charities East Bay); Kelsea Manion (LifeLong Medical); Khalid Nemati (Shelter Inc.); Lashaunta Flores (Catholic Charities East Bay); Lynna Magnuson (Caminar); Morayo Odujinrin (H3); Nubia Ramirez (Veterans Accession House); Teri Lundvall (Winter Nights Shelter).

Review of previous meeting minutes:

- No formal vote is required. Packet link provided for review; no edits or questions were proposed.

Agency Updates

- Tony Ucciferri, *Housing Authority/COH Committee Member*, provided an update:
 - Project-Based Voucher Waitlist:
 - The Housing Authority currently has an open project-based voucher waitlist for a property located at 2400 Nevin Avenue in Richmond.
 - Additional information was shared in the Zoom chat.

System Administrator Updates

- Kimberly Thai, *H3*, provided updates:
 - System Performance Measures (SPM) Report:
 - The HUD System Performance Measures report has been completed.
 - Kimberly thanked partner agencies for completing corrections and assessments on time.

- Preliminary results closely align with the prior year's submission and described as strong.
 - High-level report findings may be presented at a future Council on Homelessness meeting.
- Housing Inventory Count (HIC) Follow-Up:
 - H3 is awaiting final confirmation from a small number of agencies.
 - Agencies were asked to review and confirm program information in the HIC spreadsheet.
 - HUD has not yet released the official HIC submission deadline, though it is typically due in April.
- HMIS Support Structure Changes:
 - HMIS report development, dashboards, data imports, and exports will transition to the CC Health IT Department.
 - Kimberly Thai will be moving into a new IT-based role supporting HMIS and other systems.
 - Additional resources will become available through IT, including support from data scientists and report developers.
 - Expanded staffing is expected to improve continuity of support during staff absences and holidays.
 - No changes are anticipated for partner agencies requesting support.
 - All HMIS questions and requests should continue to be submitted through the H3 RED Team email.

2026 CoC Participant Satisfaction Survey Updates

- Yessenia Aguilar, *H3*, provided updates:
 - Purpose of the Survey:
 - The Participant Satisfaction Survey collects feedback directly from individuals receiving services within the Continuum of Care.
 - The survey helps identify strengths, opportunities for improvement, and participant experiences across the system.
 - The survey is conducted annually across all CoC program models.
 - Provider Training:
 - Provider trainings will be held during the week of March 16, 2026.
 - Final training dates and times will be distributed once confirmed.
 - Trainings will review survey distribution procedures and answer provider questions.
 - Survey Collection Period:
 - Survey collection will occur from April 1 through April 30, 2026.
 - Programs will be responsible for distributing surveys to participants.
 - Supporting Materials:
 - Training slides, recordings, and QR code flyers will be provided to agencies.

- Materials are intended to simplify survey distribution and participation.
 - Materials will be sent out from the new H3 Evaluation email
- Point-in-Time Survey Acknowledgement:
 - Yessenia thanked providers and volunteers who assisted with PIT survey collection.
 - The survey response goal was successfully achieved.
 - The H3 team will begin cleaning and analyzing the data.
 - Preliminary PIT survey results are anticipated in early June 2026.

Data Quality Updates and Reminders

- Thorne Keenan, *H3*, provided data quality updates:
 - Systemwide Data Quality:
 - Completeness and accuracy scores remain consistent.
 - A slight decrease in timeliness was noted due to the significant volume of reporting work associated with the SPM, PIT, and HIC processes.
 - Thorne thanked providers for their partnership and responsiveness during the reporting period.
 - Quarterly Data Quality Raffle:
 - All agencies improved data quality in at least one area since the previous meeting.
 - Raffle was conducted among qualifying agencies.
 - Hope Solutions was selected as the winner. The RED Team will contact Sandra Rivera regarding gift card preferences.
- Tammy Stoichich, *H3*, provided training updates and reminders:
 - Monthly Office Hours Scheduling:
 - Agency Administrators should use the Microsoft Bookings link distributed in the March 2, 2026 HMIS reminder email.
 - Available appointment dates and times can be scheduled directly through the online booking system.
 - Both Tammy and Thorne will receive appointment notifications once bookings are submitted.
 - ROI Table –CCC Data Quality Dashboard
 - A new table has been added to the HMIS Data Quality Dashboard.
 - The table identifies clients whose Release of Information documentation may require updates.
 - Programs were reminded to obtain signed ROI forms whenever possible and upload them to the client's privacy folder in HMIS.
 - The cleanup effort is intended to strengthen documented compliance with client privacy protections.
 - HMIS Forms and Resources Location Reminder:
 - HMIS forms, policies, procedures, privacy documents, and instruction guides are now located within the Provider Portal.
 - Resources are organized by category, including service provider forms, data management policies, instruction guides, and support request links.

- Agency Administrators should use the Provider Portal to request licenses, trainings, program updates, and data report assistance.
- Forms are no longer maintained directly on the HMIS website.
- Users should access the Provider Portal through the orange button on the HMIS website.

- **Q and A Open Forum**

- No questions

Meeting Adjourned

Next Meeting: Tuesday, June 9, 2026, from 12:00 PM-1:30 PM (Virtual)