



CONTRA COSTA COUNTY

AGENDA

Racial Justice Oversight Body

Thursday, November 21, 2024

3:00 PM

DATA SUBCOMMITTEE
1026 Escobar Street, 2nd floor
Conference Room, Martinez, CA 94553 |
Zoom:
[https://cccounty-us.zoom.us/j/82798384578?](https://cccounty-us.zoom.us/j/82798384578?pwd=UVUqB4tQnq5bCcUNbc7tXOHWzqULWA.1)
pwd=UVUqB4tQnq5bCcUNbc7tXOHWzqULWA.1 ; Password: 028348 |
Call In: (888) 278-0254 Access code: 921236

DATA SUBCOMMITTEE

Agenda Items: Items may be taken out of order based on the business of the day and preference of the Committee

1. Roll Call and Introductions
2. Public comment on any item under the jurisdiction of the Committee and not on this agenda (speakers may be limited to two minutes).
3. REVIEW and APPROVE the Record of Action from the September 26, 2024 Data Subcommittee Meeting [24-3994](#)
Attachments: [RJOB Data Subcommittee Record of Action 9.26.24](#)
4. RECEIVE update and IDENTIFY recipients for data survey on County diversion efforts and programs [24-3995](#)
Attachments: [Diversion Programs Survey_final draft_11.8.24](#)
5. RECEIVE update and DISCUSS RJOB retreat and Data Subcommittee priorities for 2025 [24-3996](#)

6. RECEIVE update and DISCUSS request from BOS Equity Committee for an update on RJOB data efforts and feedback on Sheriff's Quarterly Report [24-3997](#)

Attachments: [Sheriff's Quarterly Report - Q3 2024](#)
[Center for Policing Equity report](#) [Sheriff Report](#) [RJOB](#)

The next meeting is currently scheduled for December 19, 2024 at 3:00PM and will be held at 1026 Escobar Street, 2nd floor Conference Room, Martinez, CA 94553, unless otherwise noted.

Adjourn

The Committee will provide reasonable accommodations for persons with disabilities planning to attend the Committee meetings. Contact the staff person listed below at least 72 hours before the meeting. Any disclosable public records related to an open session item on a regular meeting agenda and distributed by the County to a majority of members of the Committee less than 96 hours prior to that meeting are available for public inspection at 1026 Escobar Street, 2B, Martinez, during normal business hours. Staff reports related to items on the agenda are also accessible online at www.contracosta.ca.gov. If the Zoom connection malfunctions for any reason, the meeting may be paused while a fix is attempted. If the connection is not reestablished, the committee will continue the meeting in person without remote access. Public comment may be submitted via electronic mail on agenda items at least one full work day prior to the published meeting time.

For Additional Information contact staff to the Racial Justice Oversight Board:
Co-Directors, Office of Racial Justice and Social Equity (ORESJ):

- Kendra Carr, kendra.carr@oresj.cccounty.us
- Peter Kim, peter.kim@oresj.cccounty.us



CONTRA COSTA COUNTY

1025 ESCOBAR STREET
MARTINEZ, CA 94553

Staff Report

File #: 24-3994

Agenda Date: 11/21/2024

Agenda #: 3.

Advisory Board: Racial Justice Oversight Body Data Subcommittee

Subject: Record of Action

Presenter: Peter Kim

Contact: Peter Kim, peter.kim@oresj.cccounty.us <<mailto:peter.kim@oresj.cccounty.us>>

Information:

County Ordinance requires that each County body keep a record of its meetings. Though the record need not be verbatim, it must accurately reflect the agenda and the decisions made in the meetings.

Referral History and Update:

Attached for the Committee's consideration is the draft Record of Action for its September 26, 2024 meeting.

Recommendation(s)/Next Step(s):

RECEIVE and APPROVE the Record of Actions from September 26, 2024 meeting of the Data Subcommittee, with any necessary corrections

Racial Justice Oversight Board (RJOB)

Data Subcommittee Meeting

September 26, 2024

Record of Action

Attendance:

Subcommittee Members (in-person):

Adalberto Garibay, Contra Costa County Sheriff's Office
Patrice Guillory, Contra Costa County Probation Department
Matthew Malone, Contra Costa County Superior Court
Shannon Ortland, Contra Costa County Office of Education

Subcommittee Members (online):

Chala Bonner, Safe Return Project
Gilbert Salinas, Contra Costa County Health Department

Staff:

Kendra Carr, Contra Costa County Office of Racial Equity and Social Justice
Peter Kim, Contra Costa County Office of Racial Equity and Social Justice
Gariana Youngblood, Contra Costa County Probation Department

Guests:

Cheryl Sudduth, Racial Justice Coalition (RJOB Committee member)
Christopher James, Hayward Burns
Jill Ray, Contra Costa County District 2 Supervisor's Office
Rachel Belden, Contra Costa County Public Defender's Office

1. Welcome, Introductions, and Announcements

- Convened at 3:09 PM
- Announcements received:
 - Office of Reentry and Justice (ORJ) released its Restorative Justice Initiative Request for Proposals (RFP)
 - Office of Racial Equity and Social Justice (ORESJ) is hiring to Equity Analysts and job solicitation is open until 10/16
 - ORESJ has a Request for Qualifications (RFQ) for a community foundation to administer contracts aimed at increasing health and wellness in African American communities which is open until 10/4, and will release an associated RFP tomorrow (9/27) which will be open for 6 weeks until 10/31
 - On 10/8 (5:00 PM) ORESJ is co-hosting with Contra Costa Bar Association a reenactment of Brown v. Board of Education Supreme Court Trials to commemorate the 70th anniversary of the decision to desegregate public education.
- For more details, see video: <https://www.youtube.com/watch?v=-77ORJfSI8w>

2. Public Comment on any item under the jurisdiction of the Committee and not on this agenda

- C. Sudduth: Questioned the effectiveness of sharing information in this space on public events, funding opportunities, and employment opportunities, and encourages ORESJ and all County agencies to more actively outreach and engage community in direct ways when sharing information.
- For more details, see video: <https://www.youtube.com/watch?v=-77ORJfSI8w>

3. REVIEW and APPROVE the Record of Action from the August 22, 2024, Data Subcommittee Meeting

*See attachments: Record of Action RJOB Data Subcommittee Meeting 8.22.24
DRAFT*

- Discussion: Record of Action is accurate.
- Public Comment: No comment.
- For more details, see video: <https://www.youtube.com/watch?v=-77ORJfSI8w>

4. RECEIVE update and DISCUSS next steps for polling of different agencies on data collection

- Sub-Committee Discussion:
 - P. Kim: As incoming staff to RJOB, ORESJ proposes that RJOB focus on data as a primary goal for the coming year. RJOB partner legal system partners (Public Defender, District Attorney, Probation, Sheriff) are on board for improving how we collectively collect, analyze, share and disseminate data, but a common challenge across departments is lack of capacity (both in terms of staffing as well as of technology), and underdeveloped data sharing processes that respect the various confidentiality requirements and are consistent and manageable. To support the development of clearer, improved data sharing practices and processes, ORESJ will initiate a data analysis project that focuses on the area of diversion efforts across County legal system partners. The goal is to further institutionalize protocols and test out in real-time the processes needed to effectively share, analyze, and disseminate data.
 - C. Sudduth: Questioned the lack of data sharing by public agencies and why it is acceptable, given legal requirements and policies in place that aim to provide public with accurate, transparent data. Lack of capacity on behalf of systems is not sufficient. Wonders if Board of Supervisors should weigh in.
- Public Comment: No comment.
- For more details, see video: <https://www.youtube.com/watch?v=-77ORJfSI8w>

5. REVIEW and DISCUSS survey questions on Contra Costa County diversion efforts and programs

See attachment: Diversion Programs Survey_draft_9.16.24

- Sub-Committee Discussion:
 - P. Kim: To support the development of clearer, improved data sharing practices and processes, ORESJ will steward a data analysis project that focuses on the area of diversion efforts across County legal system partners. A secondary phase will include qualitative interviews with legal system partners, and then a third phase will include survey and interviews with other system partners (i.e. Health Department, education systems) and community-based partners (i.e. service providers, advocates). The goal is to further institutionalize protocols and test out in real-time the processes needed to effectively share, analyze, and disseminate data. A draft of the preliminary data survey was shared and reviewed by Subcommittee.
 - Suggestions and line edits were offered and accepted. ORESJ will incorporate edits and have Diversion Subcommittee review, as well, before disseminating to legal system partners.
 - C. Sudduth: Reminded group that the Data Subcommittee has already done a lot of research on Diversion efforts, as well as drafting a recommended set of eligibility criteria and a definition of diversion for County systems to use. The recommendations were presented to and adopted by the whole RJOB body. Suggests that this project incorporate that information as applicable.
 - C. James: Added that the previous work described should be considered and incorporated, though it is several years old and needs updating, particularly in regard to the listed diversion programs that existed at the time of reporting. He will share the documents that were shared at the October 2020 Data Subcommittee meeting.. So will need updating.
- Public Comment: No comment.
- For more details, see video: <https://www.youtube.com/watch?v=-77ORJfSI8w>

6. IDENTIFY the process to request additional information in the Sheriff's Quarterly Report

- Sub-Committee Discussion:
 - Members asked what the process is to request additional information in the Sheriff's Quarterly Report
 - A. Garibay: Shared that any requests for information that is not already included in the report must be submitted as a Public Records Request to the Sheriff's Office, directly to the Sheriff. Sheriff's Office will consider the request, including its capacity to collect and gather the information, especially if it is not already being collected.
 - P. Guillory: Noted that this is similar to a past process when RJOB requested information from the District Attorney's Office, when the body submitted a formal request in a writing. Asked if this is the necessary next step, to which Garibay confirmed, yes that is correct.
 - For more details, see video: <https://www.youtube.com/watch?v=-77ORJfSI8w>

The next meeting is currently scheduled for October 24, 2024.

- **Confirmed.**

Adjourn

- **Meeting was adjourned at 4:38 PM.**



CONTRA COSTA COUNTY

1025 ESCOBAR STREET
MARTINEZ, CA 94553

Staff Report

File #: 24-3995

Agenda Date: 11/21/2024

Agenda #: 4.

Advisory Board: Racial Justice Oversight Body Data Subcommittee

Subject: Diversion Efforts and Programs Data Survey

Presenter: Peter Kim

Contact: Peter Kim, peter.kim@oresj.cccounty.us <<mailto:peter.kim@oresj.cccounty.us>>

Information:

Office of Racial Equity and Social Justice (ORESJ) and Office of Reentry and Justice (ORJ) drafted a Diversion Programs Survey to be disseminated to the RJOB legal system partners as the first phase of a research project that will continue through 2025 as a way to develop and improve data sharing processes and practices among County system and community partners.

This survey was presented to and reviewed by the Data Subcommittee on September 26, 2024 and to the Diversion Subcommittee on October 24, 2024 where members provided feedback and edits.

Referral History and Update:

This survey will be disseminated to the RJOB legal system partners with a request that they complete the survey.

Recommendation(s)/Next Step(s):

RECEIVE update and IDENTIFY recipients for data survey on County diversion efforts and programs

Survey for RJOB Criminal Justice Partners Diversion Programs/Efforts in Contra Costa County

The purpose of the survey is to begin the initial landscape analysis of diversion programs that exist in Contra Costa. We are first asking our criminal justice partners – **District Attorney’s Office, Public Defender’s Office, Probation Department, and Sheriff’s Office** – to complete this survey.

A second phase will consist of interviews to do deeper dives around how people define and apply diversion, and to more fully understand the various programs’ goals/outcomes and data collection processes (metrics used, availability of data, data sharing practices).

In later phases, we will extend our inquiry to include other partners (Health, Behavioral Health, EHSD, school systems, community organizations and service providers).

For the purpose of this survey, we will be focusing on **formal programs or services that are intended to divert people from justice system contact or engagement** (e.g., jail booking diversion, pre- and post-adjudication diversion programs, completion of programming in lieu of conviction or to expunge one's record, etc.).

This focus is informed by the working definition of diversion that was drafted by the RJOB Diversion Subcommittee, with the support of Office of Reentry and Justice and W. Hayward Burns Institute, in October 2020:

Diversion is defined as an array of formal and informal practices that results in an individual who has been accused of a crime being directed to supportive services, education, restorative justice programs or other data-driven or innovative methods of rehabilitation as an alternative to prosecution and/or incarceration.

Please answer the following questions:

1. What discretionary practices, processes, or policies, if any, does your agency utilize in lieu of traditional justice system response?
2. What current diversion programming does your department offer or participate in? (*If your department is involved in more than one program, please provide a separate response to this question for each program.*)
 - a. What is the name of the program?
 - b. What is your agency’s role in the program?
 - c. Who are the other partners involved, if any? What are their roles?
 - d. How is the program funded? If possible, please name specific grant, initiatives, fund, etc.
 - e. What are the program goals and expected outcomes?
 - f. What are the required activities of the program?
 - g. How does your agency define progress/success?

- i. What metrics do you use to measure and track progress/success?
 - h. What is the target population? Please include the specific demographics/ characteristics of the target population (select all that apply)
 - i. Young People (under 18)
 - ii. Transitional Age Youth (18-25)
 - iii. Adults
 - iv. First-time offenses
 - v. Domestic Violence offenses
 - vi. Substance Use/Possession
 - vii. Mental Health-related
 - viii. Unhoused Community-related
 - ix. County region-specific (i.e. East County): _____
 - x. City jurisdiction-specific (i.e. Richmond): _____
 - xi. Community-specific (i.e. zip code) : _____
 - xii. Other _____
 - i. What are the eligibility criteria?
 - i. Are there any exclusionary criteria? If so, what are they?
 - ii. How much discretion and flexibility is allowed in determining eligibility?
Who makes those decisions?
 - j. What kind of data collection/database system do you use for this program? (i.e. CARPEL, Excel)
 - k. How many people were offered (or referred to) the service in the previous fiscal or program year?
 - i. If last year's numbers are not readily available, please offer an approximate number or the available numbers from your most recent year when data was recorded.
 - l. How many participants accepted the offer and were actually served in the previous fiscal or program year?
 - i. If last year's numbers are not readily available, please offer an approximate number or the available numbers from your most recent year when data was recorded.
 - m. Of those who accepted and participated, how many successfully completed the program?
 - i. If last year's numbers are not readily available, please offer an approximate number or the available numbers from your most recent year when data was recorded.
 - n. Do you collect qualitative data regarding participant satisfaction? If so, please describe method and cadence (i.e. pre/post surveys, monthly check-ins, exit interviews).
 - i. Who do you engage? (i.e. program participants, family members, victims/people harmed, staff members)
 - o. Please provide links to any publicly available information on the program.
3. Describe any program or service that may not be a formal diversion program as described above, but that you feel is worth highlighting because the intent of the service/program is

to reduce formal justice system contact, if not necessarily reduce or remove a charge or conviction as a result of participation (e.g. pretrial monitoring/services).

- Please include the name of the program, your agency's role, the target population, eligibility criteria, and number of participants served.

Thank you for taking the time to complete this survey!

If you have any questions, please reach out directly to the Office of Racial Equity and Social Justice (ORESJ):

- Peter Kim, Co-Director (peter.kim@oresj.cccounty.us)
- Kendra Carr, Co-Director (kendra.carr@oresj.cccounty.us)



CONTRA COSTA COUNTY

1025 ESCOBAR STREET
MARTINEZ, CA 94553

Staff Report

File #: 24-3996

Agenda Date: 11/21/2024

Agenda #: 5.

Advisory Board: Racial Justice Oversight Body Data Subcommittee

Subject: RJOB Retreat and Subcommittee priorities for 2025

Presenter: Peter Kim

Contact: Peter Kim, peter.kim@oresj.cccounty.us <<mailto:peter.kim@oresj.cccounty.us>>

Information:

Data Subcommittee has discussed and developed its priorities in past meetings throughout the year, with an eye towards its previously stated goals and priorities.

Referral History and Update:

RJOB will hold a planning retreat in early 2025, where all Subcommittees will review its Work Plan and have a discussion on finalizing its goals, objectives and priorities for 2025.

Recommendation(s)/Next Step(s):

RECEIVE update and DISCUSS on RJOB retreat and Data Subcommittee priorities for 2025



CONTRA COSTA COUNTY

1025 ESCOBAR STREET
MARTINEZ, CA 94553

Staff Report

File #: 24-3997

Agenda Date: 11/21/2024

Agenda #: 6.

Advisory Board: Racial Justice Oversight Body Data Subcommittee

Subject: Provide update to Equity Committee on data efforts and Sheriff's quarterly report

Presenter: Peter Kim

Contact: Peter Kim, peter.kim@oresj.cccounty.us <<mailto:peter.kim@oresj.cccounty.us>>

Information:

Data Subcommittee reviewed and discussed the Sheriff's Quarterly Report at its September 26, 2024 meeting, and determined that the Subcommittee should draft a formal request for additional information in the Sheriff's Quarterly Report. Subcommittee also examined data collection processes and practices from other jurisdictions, including data sharing agreements; reviewed the Health Department's Health Atlas; discussed and reviewed a data survey for dissemination to assess County diversion efforts.

Referral History and Update:

BOS requested that RJOB present an update to Equity Committee's November 25, 2024 meeting on its data collection and data sharing efforts, with particular interest in learning RJOB's assessment of the Sheriff Department's quarterly data report. Data Subcommittee will discuss what should be included in the update and how to present the report.

Recommendation(s)/Next Step(s):

RECEIVE update and DISCUSS request from BOS Equity Committee for an update on RJOB data efforts and feedback on Sheriff's Quarterly Report

Contra Costa County Office of the Sheriff



Quarterly Sheriff's Oversight Report

July – September 2024

Custody Services Bureau

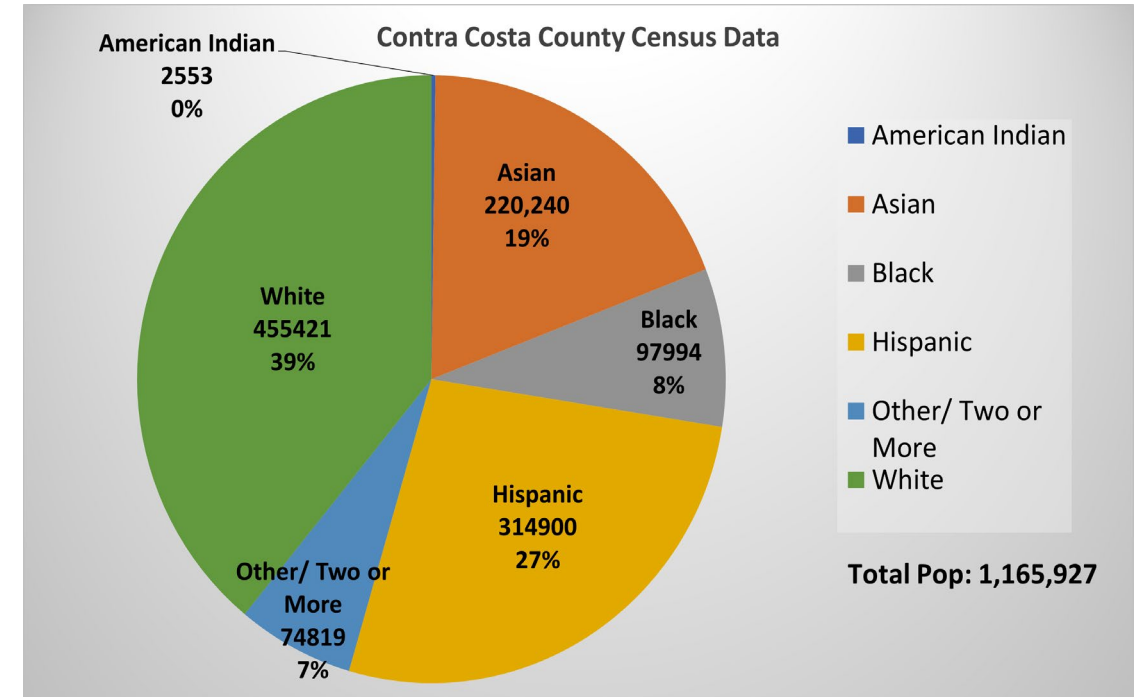
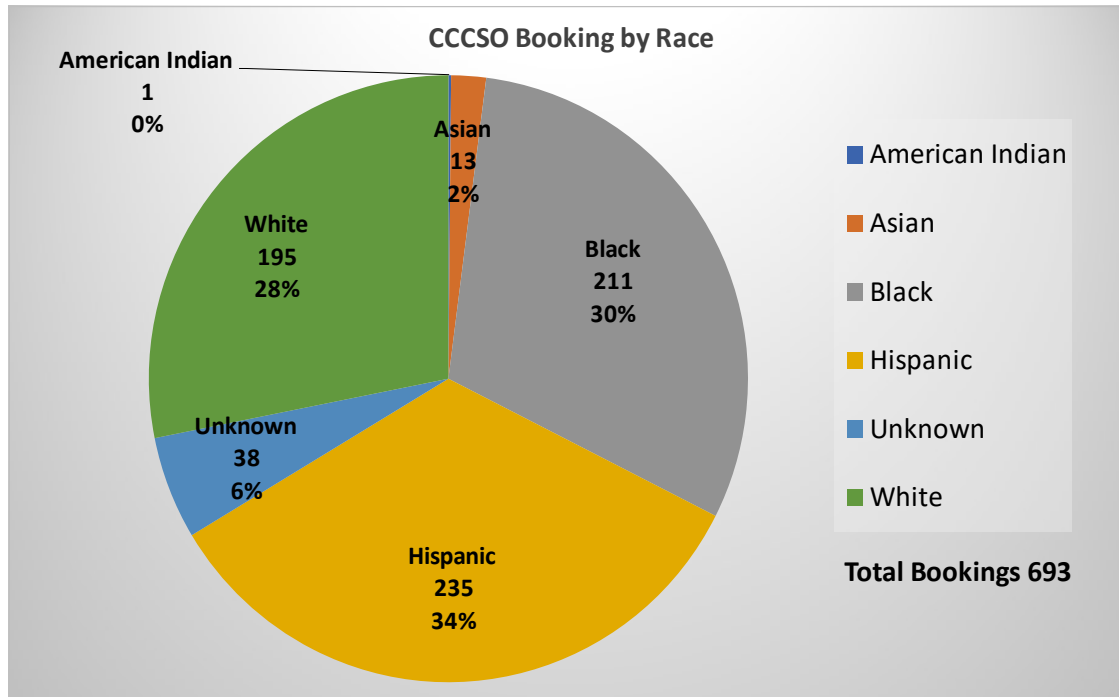
Total Number of MDF Bookings

	2023	2024
January to March	3,224	3,506
April to June	3,716	3,607
July to September	3,602	3,876
YTD Total	10,542	10,989

Total Number of Custody Alternative Bookings

	2023	2024
January to March	315	402
April to June	387	489
July to September	458	462
YTD Total	1,160	1,353

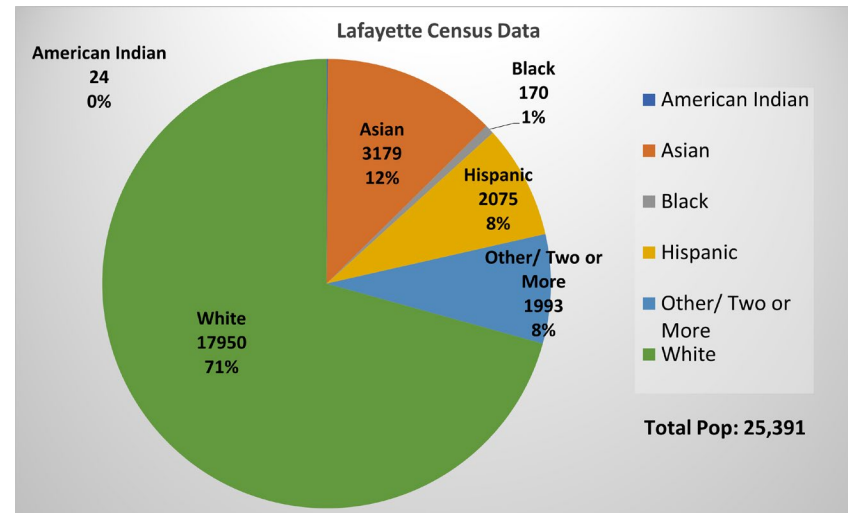
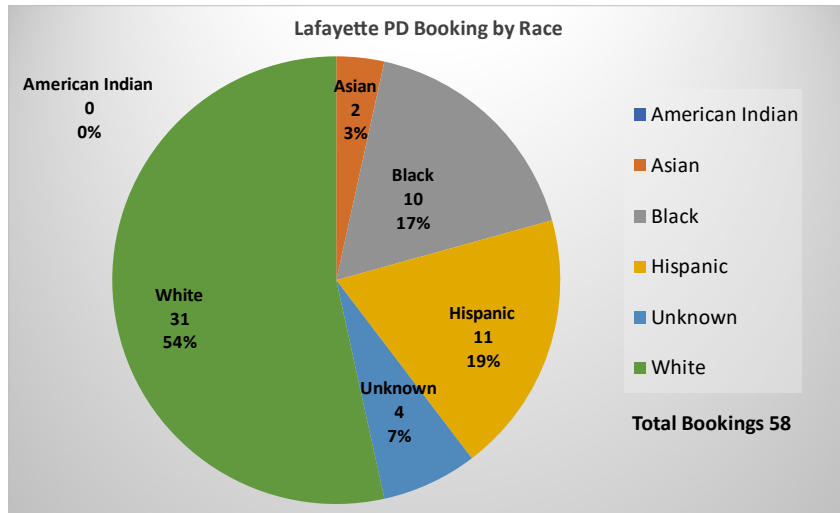
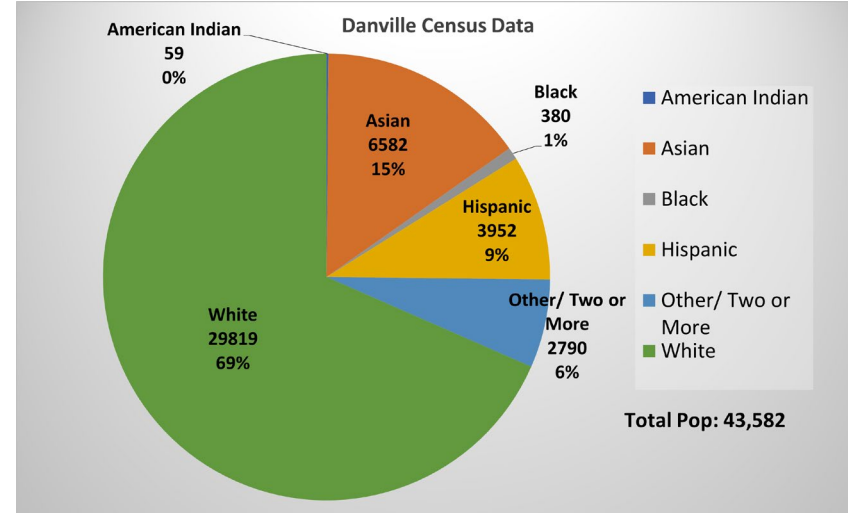
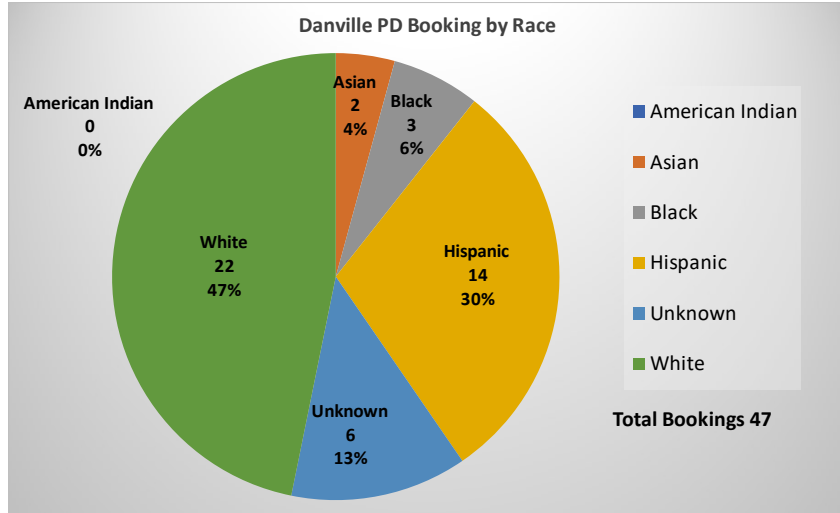
Criminals Arrested/Booked & Census Data



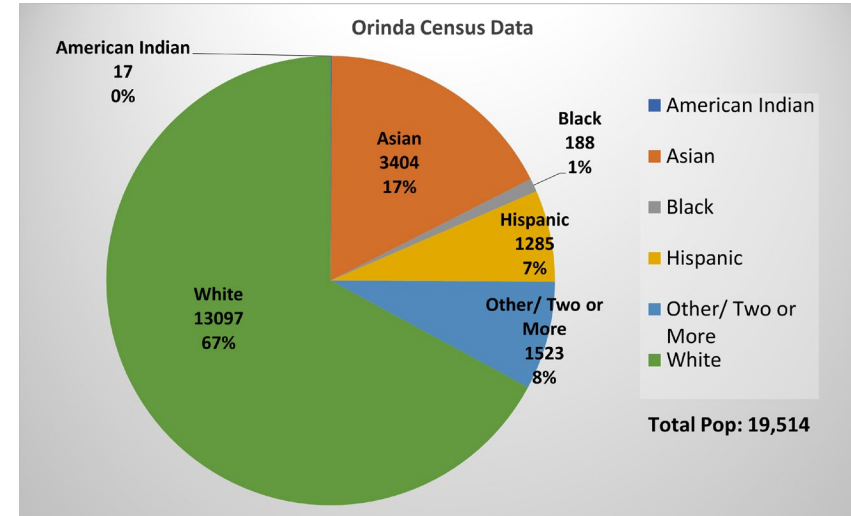
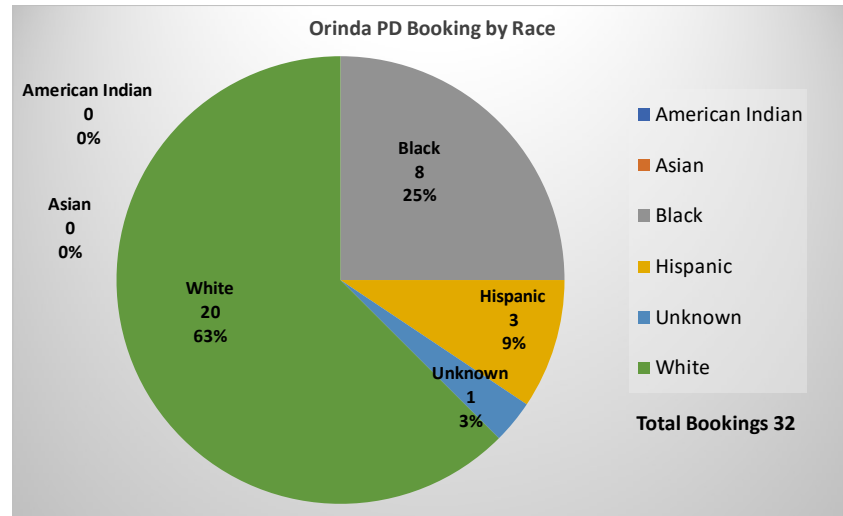
*Sheriff's Office bookings include Court Remands and Removal Orders from State Prison

Census Data:
<https://www.contracosta.ca.gov/DocumentCenter/View/72110/Contra-Costa-County-Places-Data-Profiles---2020-Redistricting-Data-PDF>

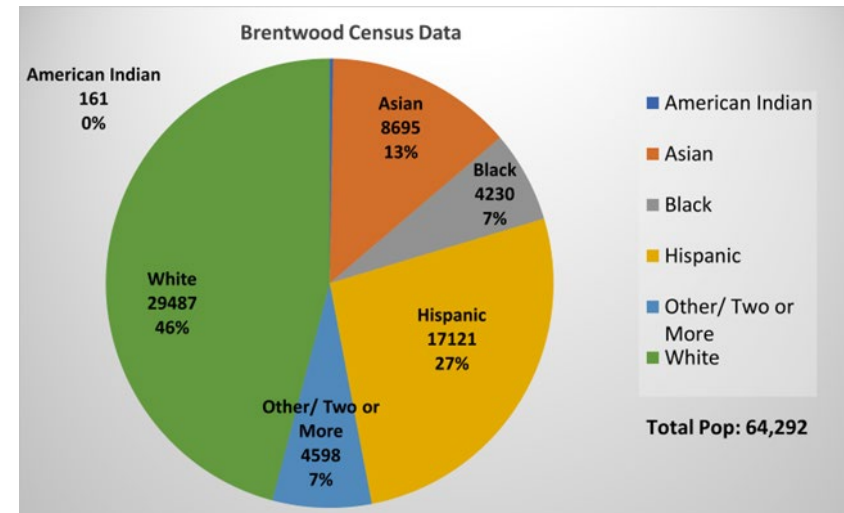
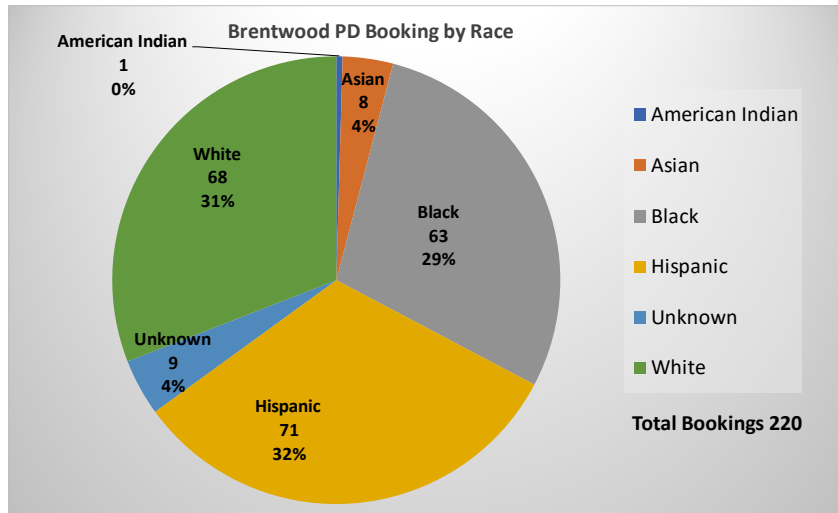
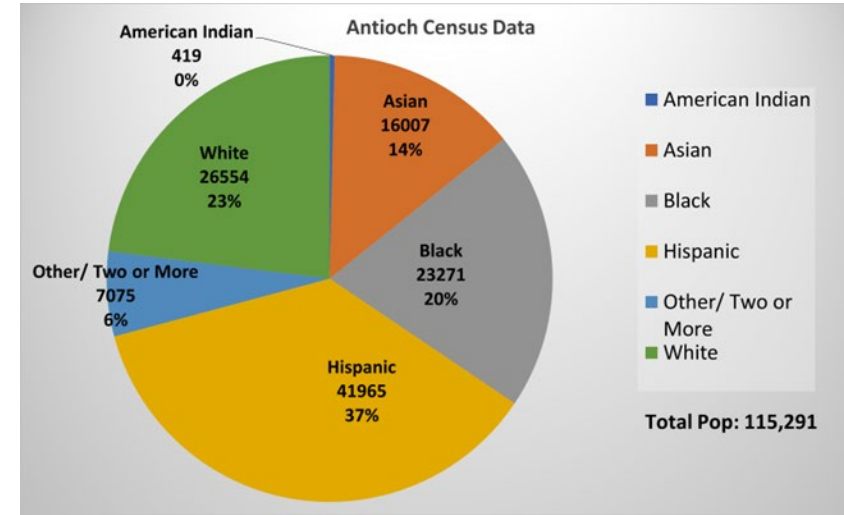
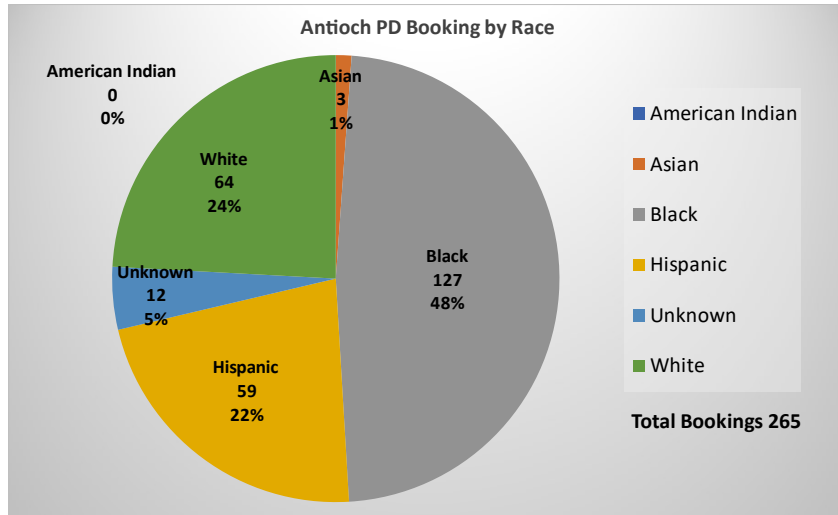
Criminals Arrested/Booked & Census Data



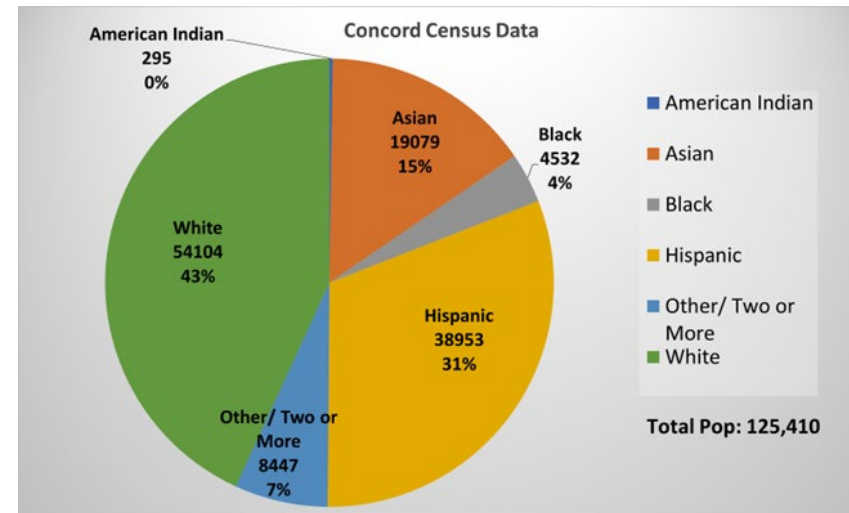
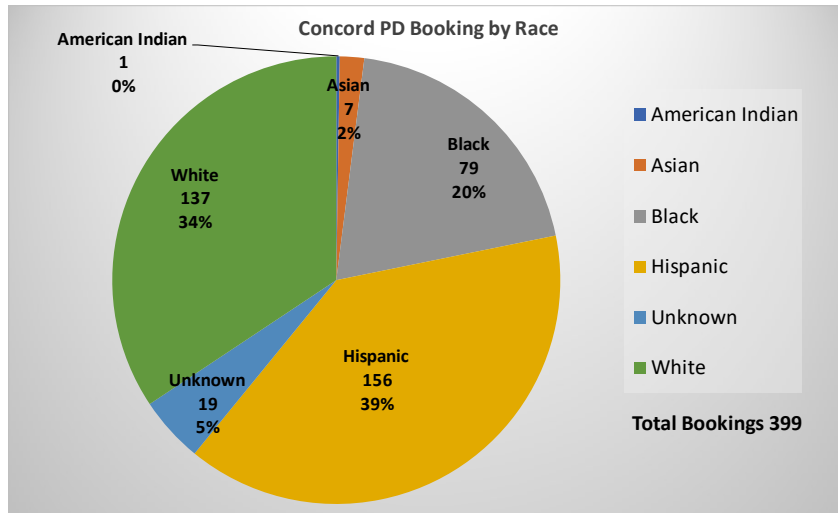
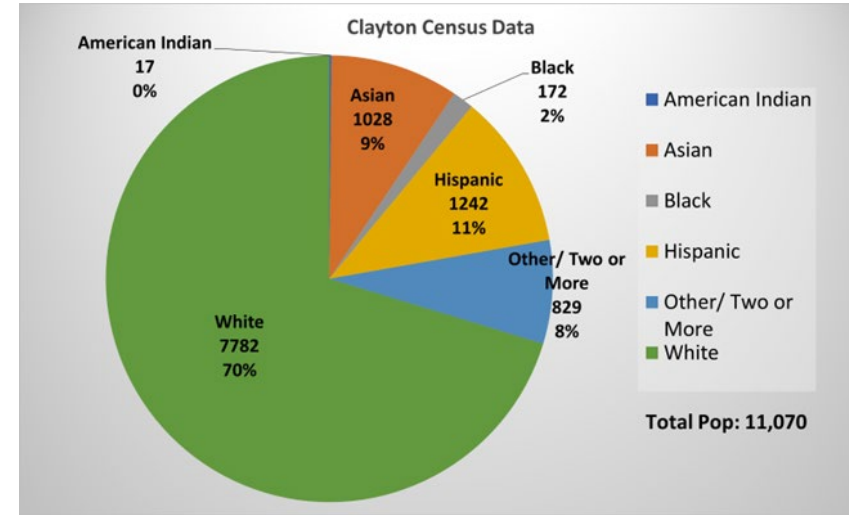
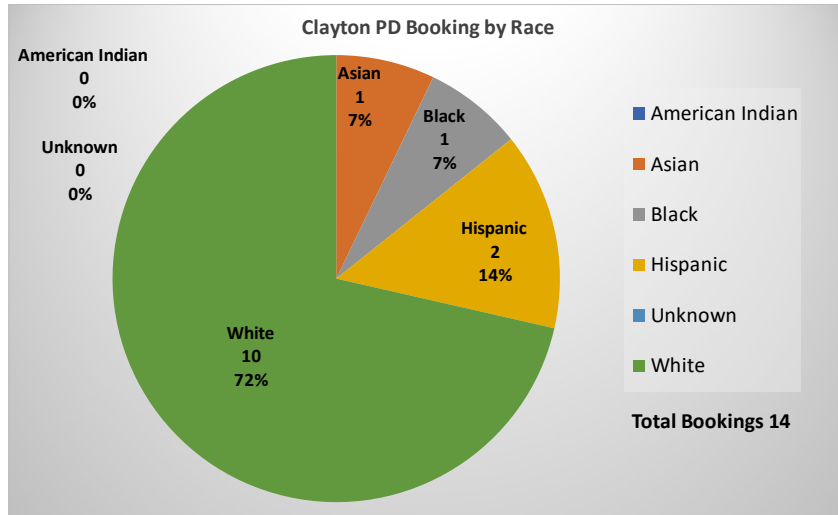
Criminals Arrested/Booked & Census Data



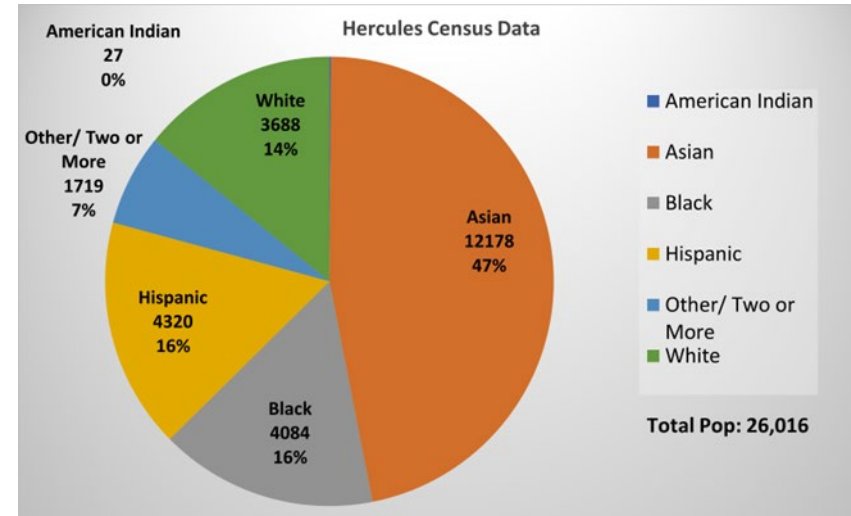
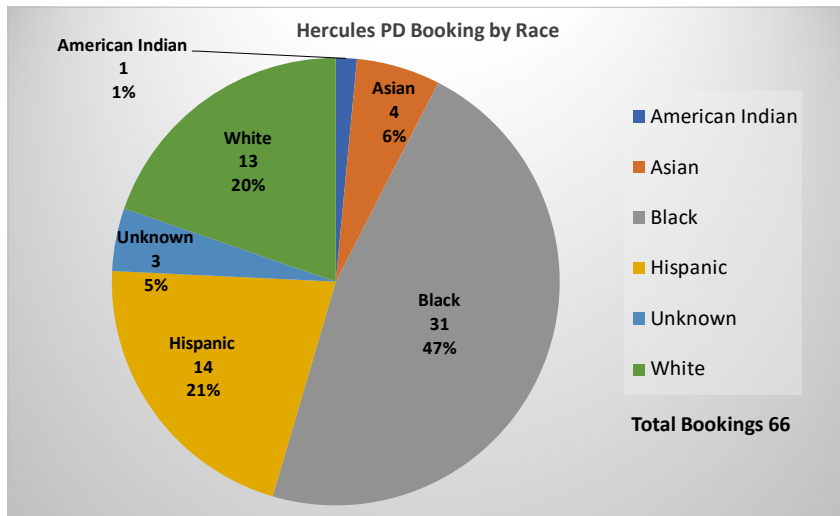
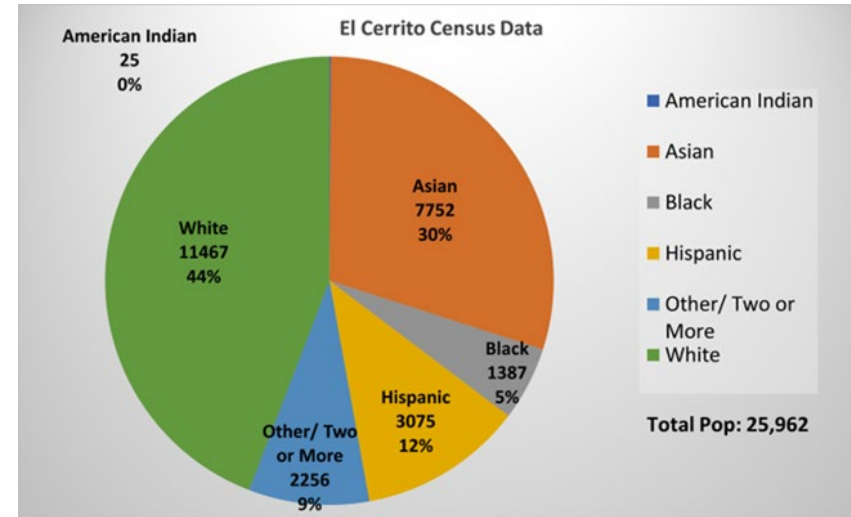
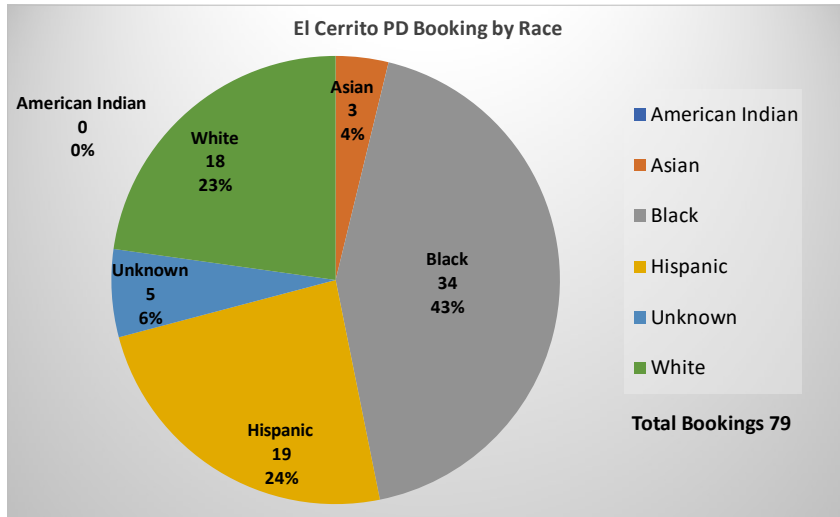
Criminals Arrested/Booked & Census Data



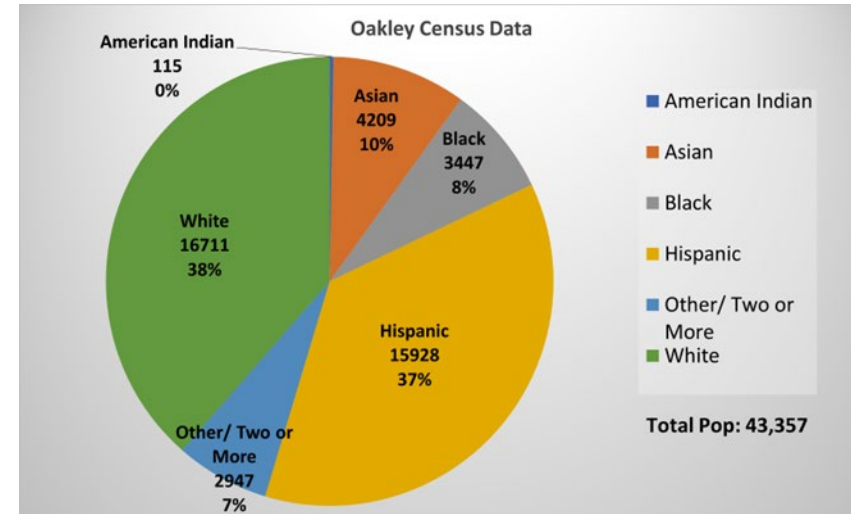
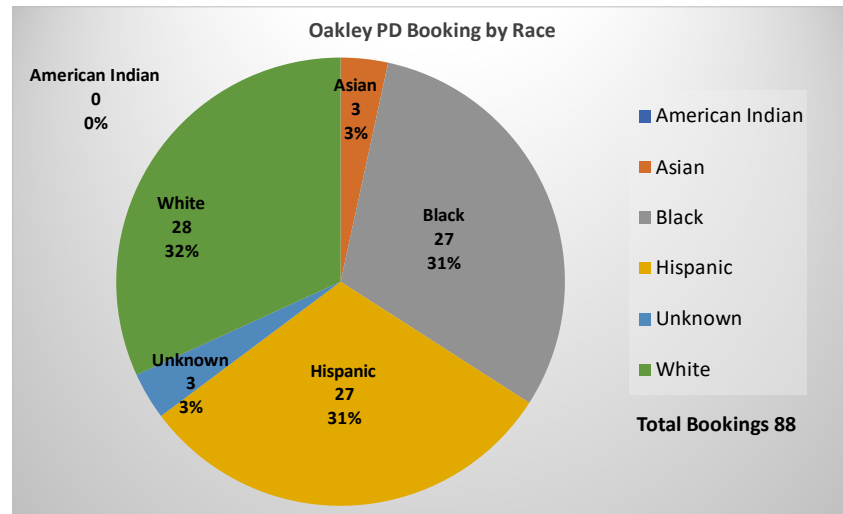
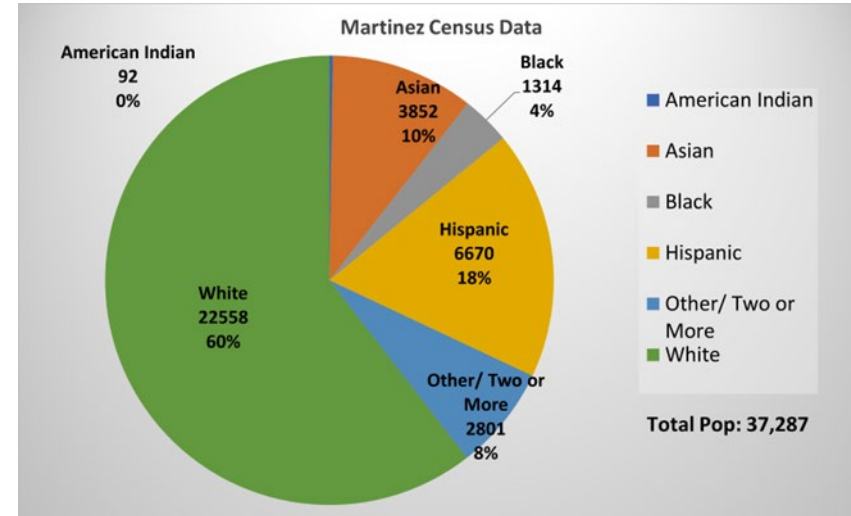
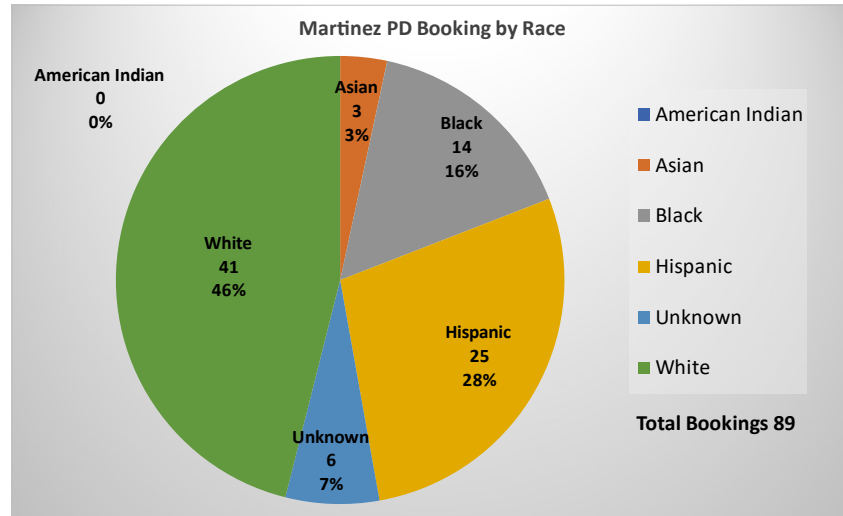
Criminals Arrested/Booked & Census Data



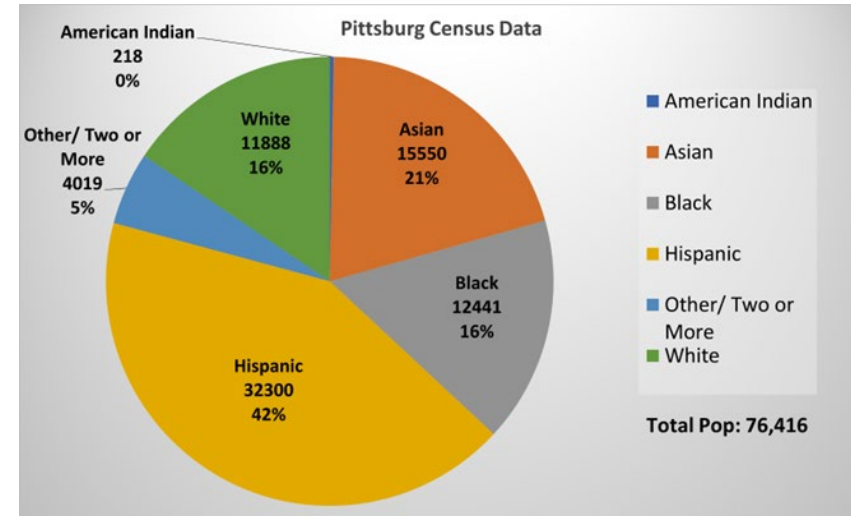
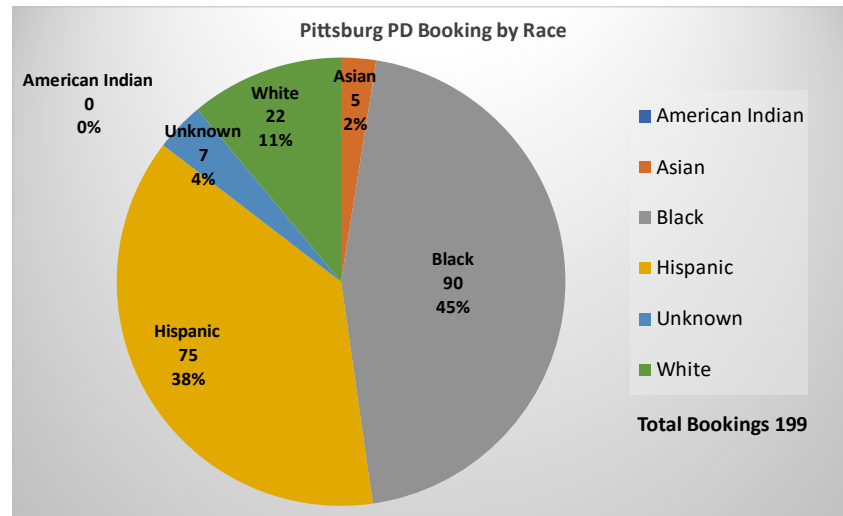
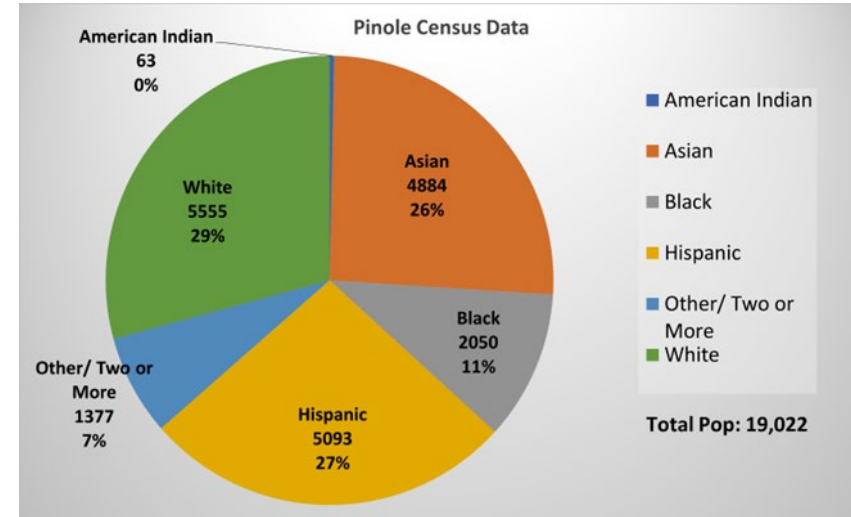
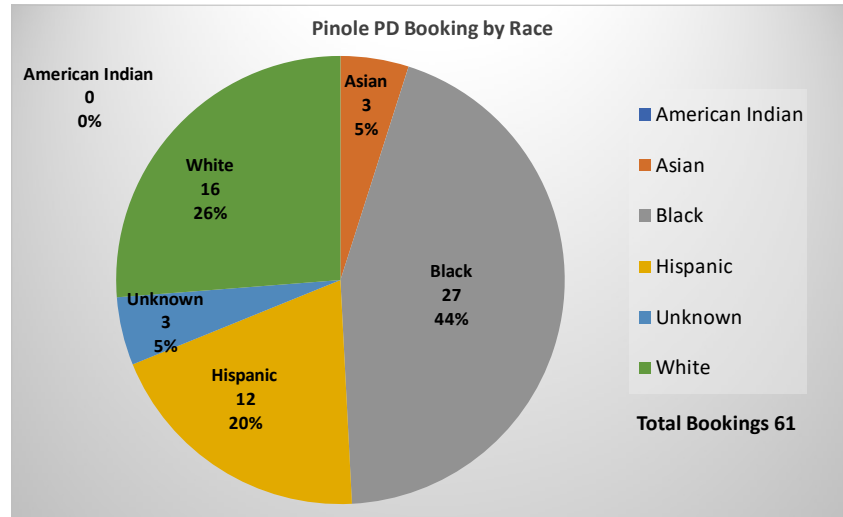
Criminals Arrested/Booked & Census Data



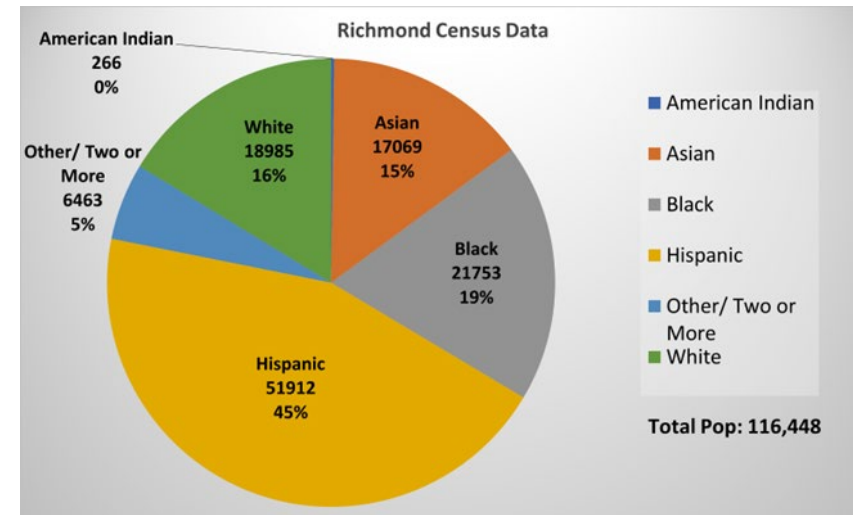
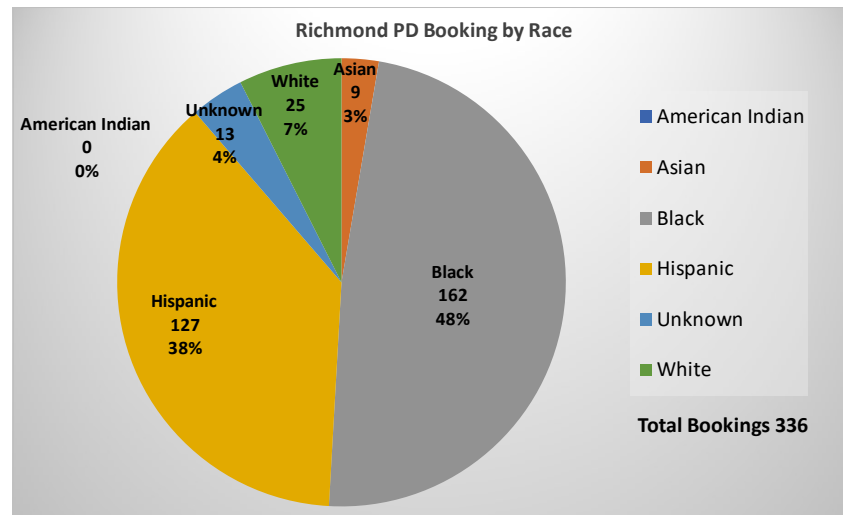
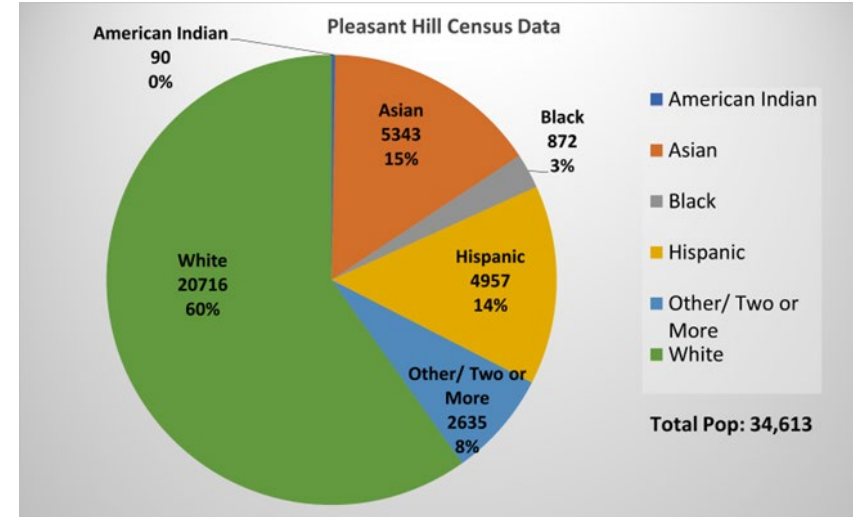
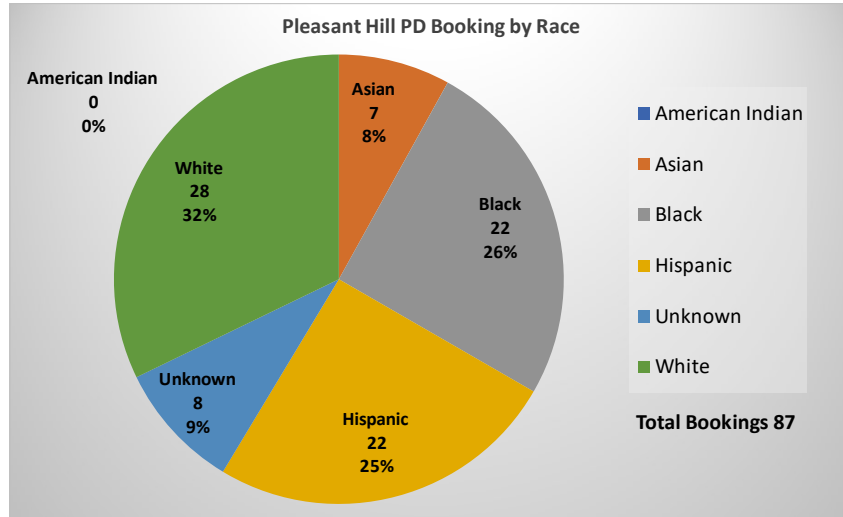
Criminals Arrested/Booked & Census Data



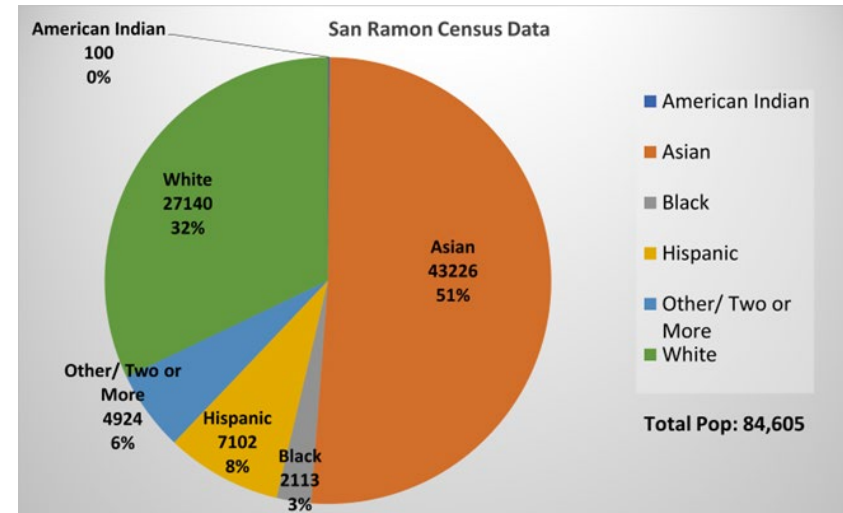
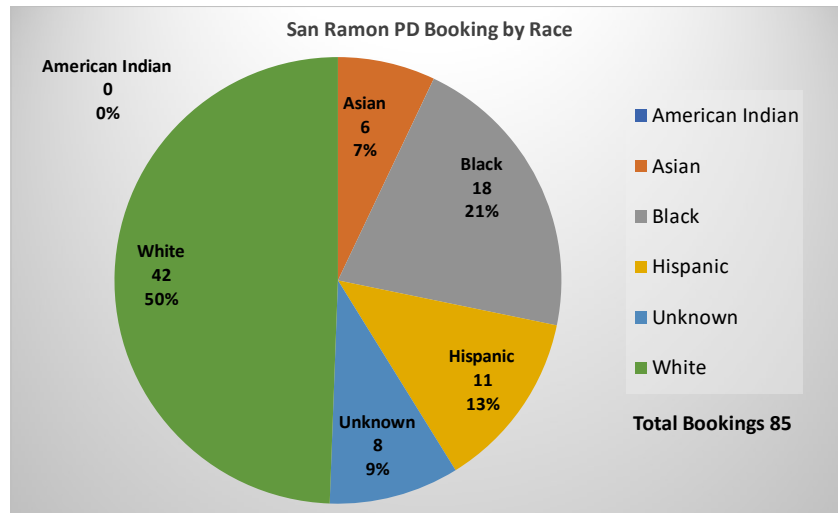
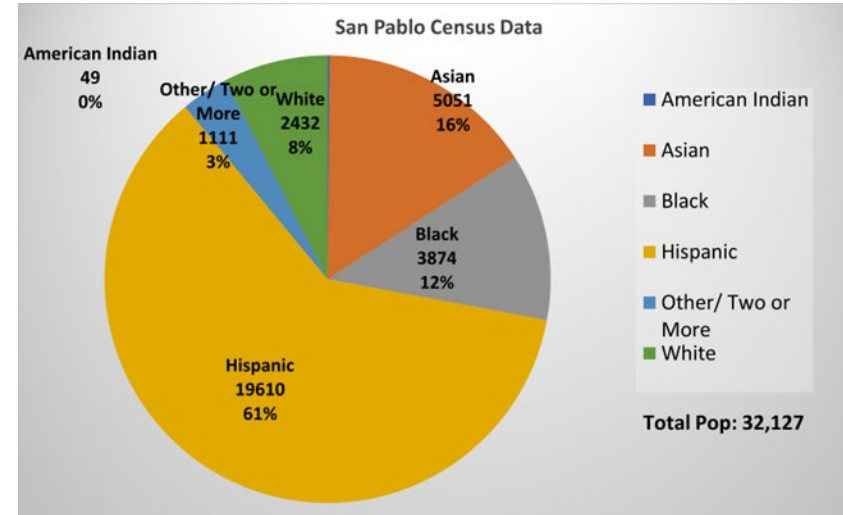
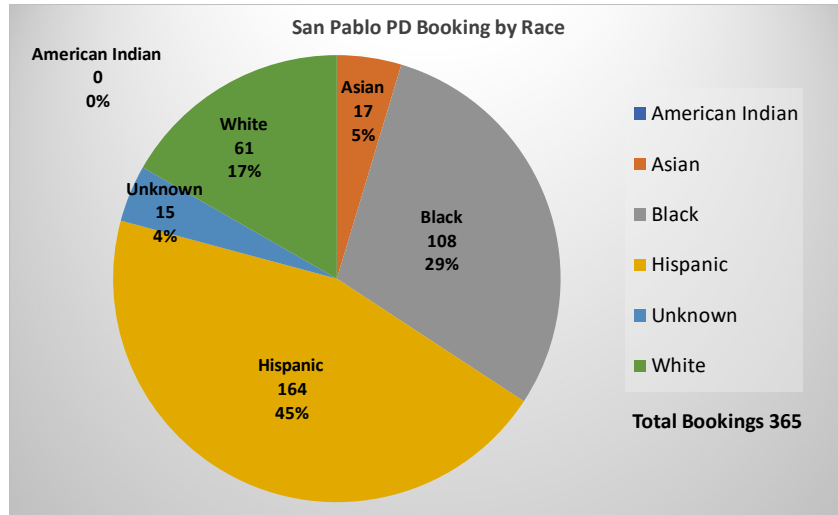
Criminals Arrested/Booked & Census Data



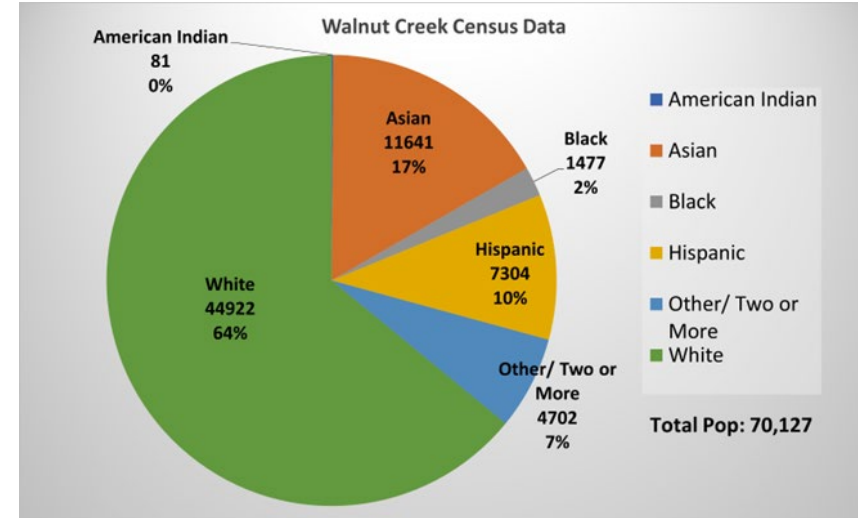
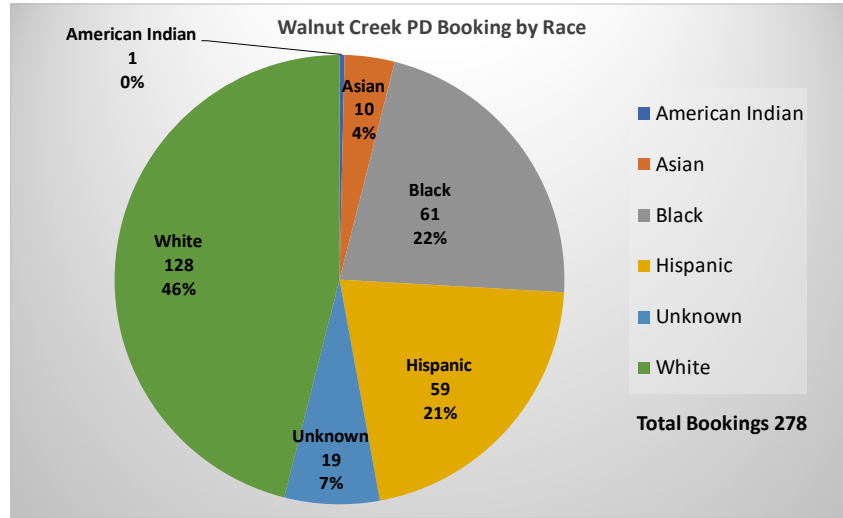
Criminals Arrested/Booked & Census Data



Criminals Arrested/Booked & Census Data

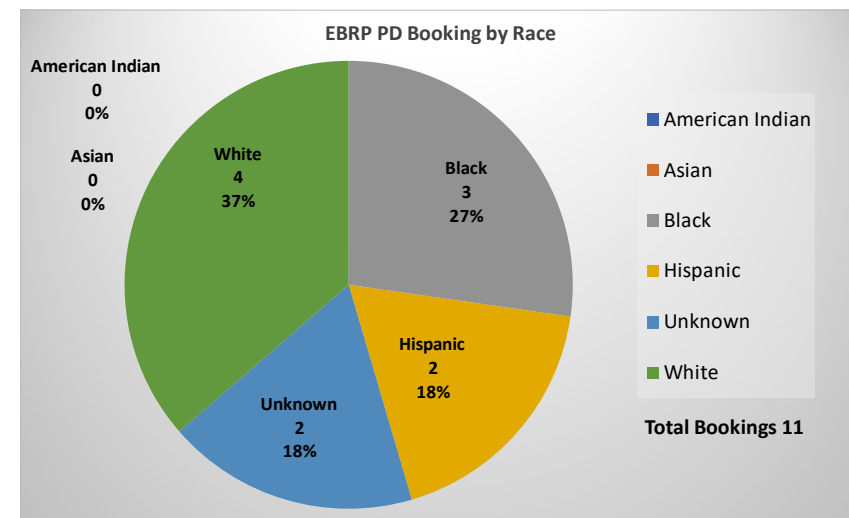
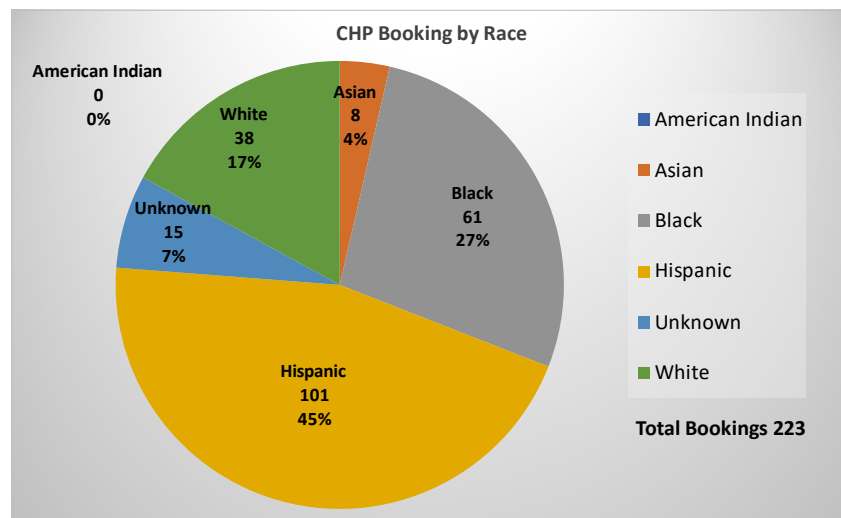
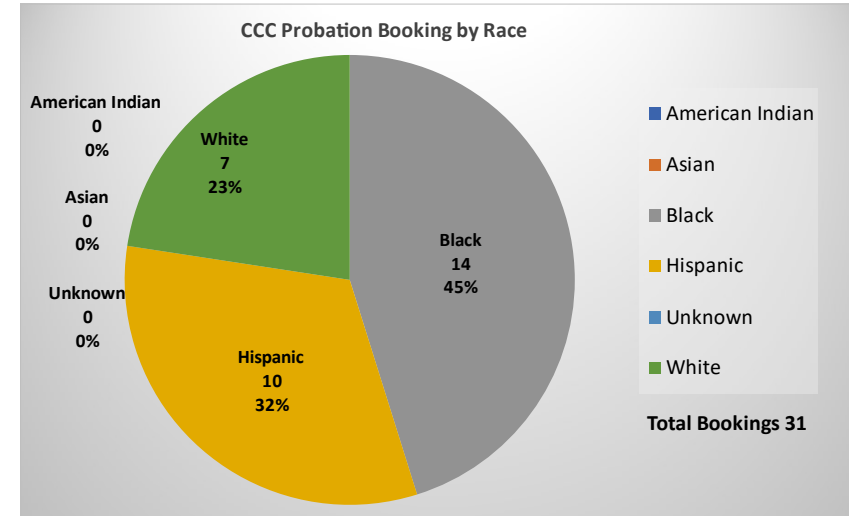
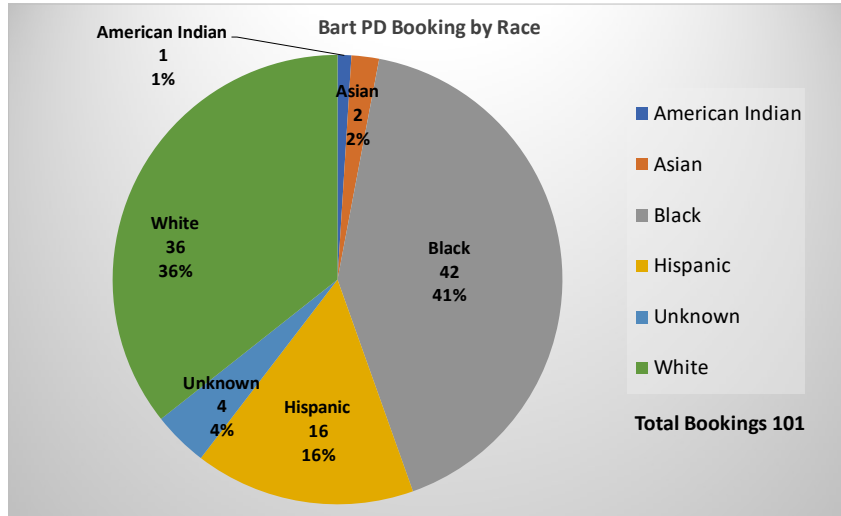


Criminals Arrested/Booked & Census Data



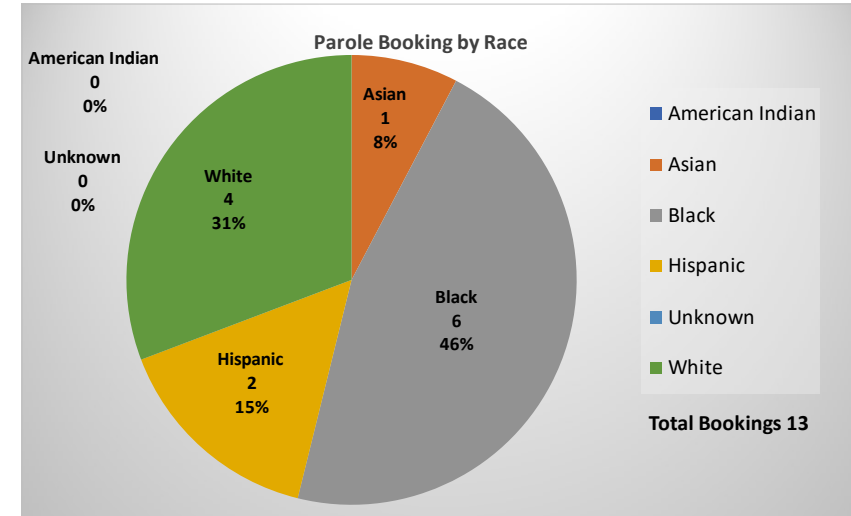
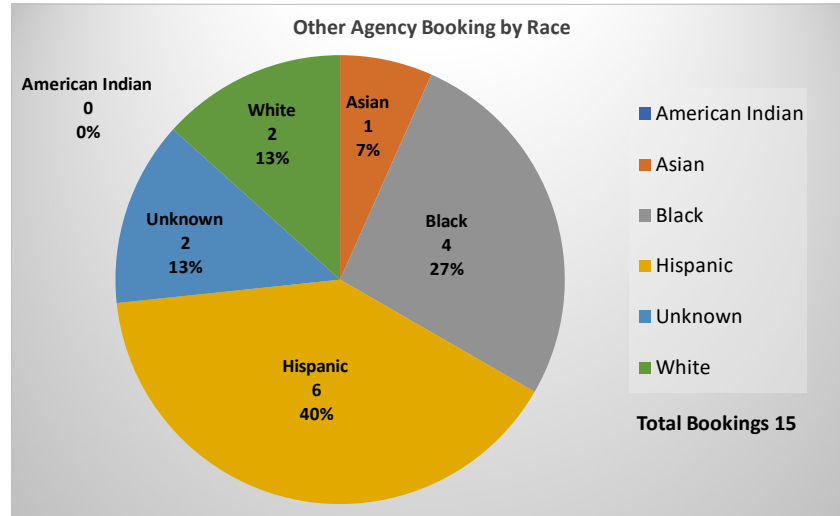
Agencies with less than 10 arrests are not listed in the pie charts

Criminals Arrested/Booked & Census Data



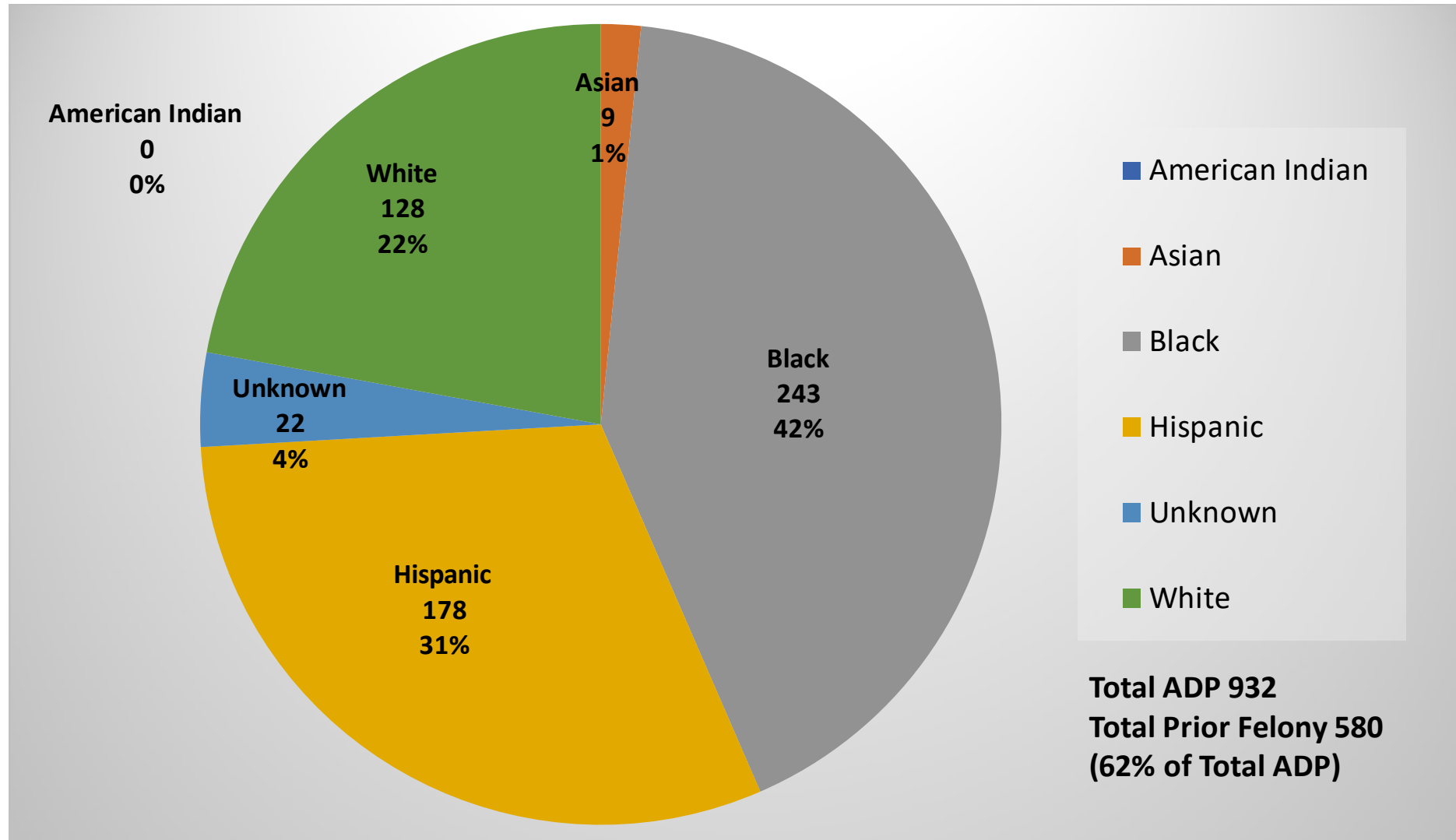
These agencies do not have corresponding census data

Criminals Arrested/Booked & Census Data

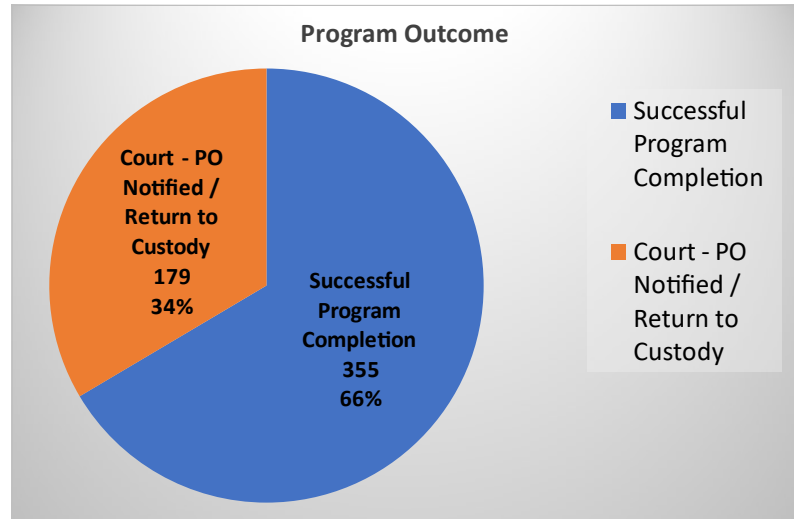
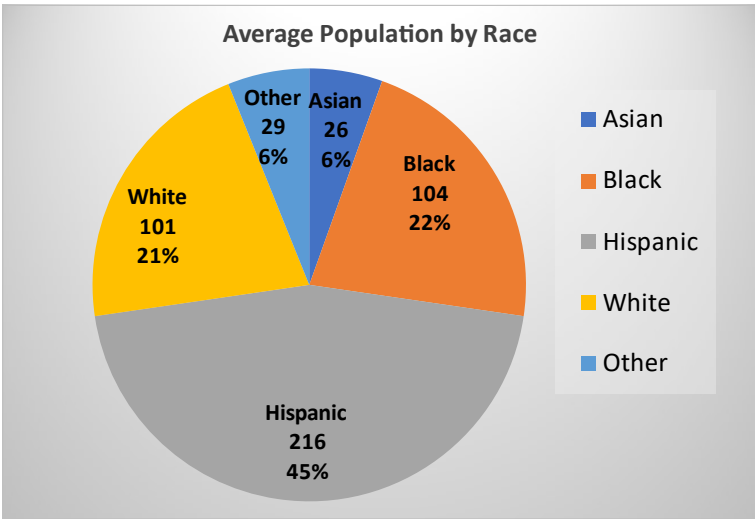


These agencies do not have corresponding census data

Prior Felony by Race & Percentage of Jail Population



Custody Alternative Facility



FY 23/24 Operating Costs CAF vs Detention

FY 23/24	CAF	Detention
Incarcerated Person Average Daily Cost	\$36	\$268

CAF operated with a \$4,986,885 budget for fiscal year 23-34

Custody Services Bureau

Total Number of Bookings by Agency

Agency	January to March 2024	April to June 2024	July to Sept 2024	YTD 2024
Office of the Sheriff	583	672	693	1,948
Office of the Sheriff – CAF	402	489	461	1,352
Antioch PD	201	192	265	658
BART PD	161	111	101	373
Brentwood PD	244	258	220	722
CHP Martinez	217	207	187	608
Clayton PD	10	12	14	36
Concord PD	322	328	399	1,049
Danville PD	45	28	47	120
East Bay Regional Park Police	18	17	11	46
El Cerrito PD	56	72	79	207
Hercules PD	74	64	66	204
Kensington PD	5	2	3	10

Custody Services Bureau

Total Number of Bookings by Agency

Agency	January to March 2024	April to June 2024	July to September 2024	YTD 2024
Lafayette PD	51	58	58	167
Martinez PD	88	81	89	259
Moraga PD	11	5	6	23
Oakley PD	65	82	88	235
Orinda PD	32	20	32	84
Pinole PD	62	69	61	192
Pittsburg PD	168	187	199	556
Pleasant Hill PD	90	89	87	266
Richmond PD	336	311	336	983
San Pablo PD	291	336	365	994
San Ramon PD	84	66	85	235
Walnut Creek PD	211	232	278	721

Custody Services Bureau

Total Number of Bookings by Agency

Agency	January to March 2024	April to June 2024	July to September 2024	YTD 2024
Amtrak Police	0	2	0	2
CCC College Police	5	1	3	7
Contra Costa DA	0	1	3	7
Contra Costa Probation	20	28	31	79
CHP Oakland and Solano	22	36	36	97
Fire Inspector	1	3	3	7
Other (Non-county)	13	14	15	35
State Agencies (Other)	2	5	1	8
State Parole	16	15	13	44
US Marshal	2	3	3	8
Total	3,506	3,585	4,338	12,342

Custody Services Bureau

Average Daily Population

	January to March 2024	April to June 2024	July to September 2024	YTD 2024
Custody Alternative Facility	467	480	494	480
Marsh Creek Detention Facility	40	44	41	42
Martinez Detention Facility	400	408	423	410
West County Detention Facility	445	454	467	455
*Other	105	107	98	103

*Other population numbers include hospitals, those held in other counties, temporary releases, State Hospitals, and State Prison.

The number shown is an average of the daily population added together divided by the days in a month.

Custody Services Bureau

Average Pre-Trial and Post-Trial Population

	Pre-Trial July to September 2024	Post-Trial July to September 2024
Custody Alternative Facility	117	377
Marsh Creek Detention Facility	19	22
Martinez Detention Facility	383	40
West County Detention Facility	368	100
*Other	86	12

*Other population numbers include hospitals, those held in other counties, temporary releases, State Hospitals, and State Prison.

The number shown is an average of the daily population added together divided by the days in a month.

Custody Services Bureau

In-Custody Deaths

	2023	2024
January to March	1	0
April to June	0	0
July to September	0	1
YTD Total	1	1

Narcan Deployments

	2023	2024
January to March	5	8
April to June	6	14
July to September	8	15
YTD Total	19	37

Custody Services Bureau

Assaults on Staff

	2023	2024
January to March	15	15
April to June	13	14
July to September	28	21
YTD Total	56	50

Custody Services Bureau

ICE I-247A Requests for Notification

Total Requests for Notifications Received

	2023	2024
January to March	105	127
April to June	133	147
July to September	118	155
YTD Total	356	429

Total Notifications Made

	2023	2024
January to March	30	36
April to June	39	34
July to September	44	33
YTD Total	113	103

Custody Services Bureau

ICE I-247A Requests for Notification

Notifications on the Same Person

	2023	2024
January to March	5	3
April to June	5	2
July to September	2	1
YTD Total	12	6

Net Notifications Made

	2023	2024
January to March	25	33
April to June	34	32
July to September	42	32
YTD Total	101	97

Custody Services Bureau

Inspections

Inspections in the Third Quarter

- July 22nd to 23rd – Mental Health Monitor Audit
- September 9th to 10th – Prison Law Office – Interviewed all inmates on F – Module
- August 6th to 7th – California Board of State and Community Corrections inspected Martinez Detention Facility, West County Detention Facility, and Marsh Creek Detention Facility – **no areas of non-compliance**

Custody Services Bureau

Contraband Examples Discovered During Q3



Field Operations Bureau

Total Dispatch Calls for Service

	2023	2024
January to March	71,755	65,910
April to June	74,318	71,988
July to September	75,514	76,965
January to September Total	221,587	214,863

Total Office of the Sheriff's Calls for Service

	2023	2024
January to March	38,566	35,281
April to June	39,650	38,088
July to September	40,356	41,570
January to September Total	117,572	114,939

Field Operations Bureau

Assaults on Staff

	2023	2024
January to March	4	13
April to June	12	8
July to September	8	10
January to September Total	24	31

Field Operations Bureau

A3 (Anyone, Anywhere, Anytime) Requests

	2023	2024
January to March	231	236
April to June	240	259
July to September	178	309
January to September Total	649	804

A3 Responses

	2023	2024
January to March	6	74
April to June	38	111
July to September	32	139
January to September Total	76	324

Field Operations Bureau

Mental Health Evaluation Team Deployments

87	2023	2024
January to March	72	97
April to June	137	108
July to September	118	87
January to September Total	327	292

Total Welfare & Institutions Code 5150 Calls

	2023	2024
January to March	295	269
April to June	318	256
July to September	317	263
January to September Total	930	788

Field Operations Bureau

Non-Violent Welfare & Institutions Code 5150 Calls

693	2023	2024
January to March	271	228
April to June	278	231
July to September	285	234
January to September Total	834	693

Violent Welfare & Institutions Code 5150 Calls

	2023	2024
January to March	24	41
April to June	40	25
July to September	32	29
January to September Total	96	95

Field Operations Bureau

Writ of Possession of Real Property with Tenant Removal

	2023	2024
January to March	89	88
April to June	96	72
July to September	88	90
January to September Total	273	250

Tenant Removal with Use of Force

	2023	2024
January to March	1	1
April to June	0	2
July to September	0	2
January to September Total	1	5

Support Services Bureau

Total Number of Coroner's Cases

	2023	2024
January to March	233	203
April to June	210	168
July to September	203	212
January to September Total	646	583

Total Number of Autopsies

	2023	2024
January to March	119	122
April to June	118	96
July to September	126	114
January to September Total	363	332

Support Services Bureau

Coroner's Inquests Conducted

	2023	2024
January to March	2	1
April to June	1	2
July to September	0	0
January to September Total	3	3

Support Services Bureau

Total Number of Suicides

	2024
January to March	38
April to June	24
July to September	25
January to September Total	87

Support Services Bureau

Total Number of Fentanyl Deaths

	2024
January to March	31
April to June	22
July to September	9
January to September Total	62

Total Number of Fentanyl Related Deaths

	2024
January to March	3
April to June	11
July to September	9
January to September Total	23

Administration Services Bureau

Office of the Sheriff Authorized Staffing

	Professional Employees	Sworn Employees	Total Sheriff's Office
Number of Filled Positions	303	665	968
Number of Unfilled Positions	86	119	205
Total Authorized	389	784	1173

Administration Services Bureau

Internal Affairs Investigations Initiated

	2023	2024
January to March	4	6
April to June	2	3
July to September	3	5
January to September Total	9	14

Use of Force Incidents reported to State DOJ*

	2023	2024
January to March	0	0
April to June	0	0
July to September	0	0
January to September Total	0	0

* Government Code 12525.2 requires every law enforcement agency to furnish a monthly report to the Department of Justice, for all instances when a peace officer is involved in any of the following:

- An incident involving the shooting of a civilian by a peace officer
- An incident involving the shooting of a peace officer by a civilian
- An incident in which the use of force by a peace officer against a civilian results in serious bodily injury or death
- An incident in which use of force by a civilian against a peace officer results in serious bodily injury or death

Administration Services Bureau

Employees on Administrative Leave

	# of Employees on Admin Leave	Total Number of Days of Admin Leave
January to March	1	53
April to June	4	227
July to September	7	669
January to September Total	12	949

Forensic Services Division National Assessment

The 2024 ANAB Surveillance Assessment consisted of a 4-person team that evaluated conformance with accreditation requirements within the Drug and DNA/Biology Units.

➤ The ANAB Assessment Team evaluated 92 requirements.

✓ **There were no findings.**

➤ An FBI Quality Assurance Audit was conducted in DNA/Biology Unit.

✓ **There were no findings.**



Notable Events

On September 10th, Sheriff's Office Detectives arrested 3 subjects and recovered over 700 catalytic converters and 1100 pounds of copper wire

Recovered catalytic converters



Recovered copper wire



Notable Events



Delta Station Stuff-a-Cruiser



National Night Out



Prepared By: Liz Swavola, Director, Triage Response Team; Juanisha Byrd, Impact & Engagement Manager; Matthew Graham, Senior Data Analyst; and Rashad James, Policy Associate

Overview of request: The [Racial Justice Oversight Body \(RJOB\)](#) requests assistance reviewing the [Sheriff's Office quarterly oversight report](#) for the Board of Supervisors (BOS). They aim to enhance transparency and start discussions using the report's data. RJOB also shared the [county's budget presentation](#). RJOB seeks suggestions from CPE on reviewing data for shortcomings and improving transparency through best practices or general tips.

CPE Suggestions:

The Sheriff's Office provided details of their in-custody population, including a racial breakdown. They also provide the number of times they responded to calls for service ([slide 22](#)). Arrests typically make up less than 5% of police stops, so what's detailed here is a very small portion of what the Sheriff's Office is doing. In order to assess the possibility or extent of racial disparities in the Sheriff's Office operations, much more data is needed. At CPE, some of the most enlightening and actionable analyses are the following:

Stops broken down by racial group: Analyze the percentage of stops involving each racial group compared to the resident population. We often see that Black and Latinx drivers are stopped at disproportionately higher rates.

- Data Required: All stops should have a race indicator, ideally including the subject's role in vehicle stops.

Search rate and contraband found by racial group: Evaluate searches per 100 stops and contraband discovery rates for each racial group. We often see that Black and Latinx people are searched more, with similar or lower contraband discovery rates.

- Data Required: All stops with race indicator, search indication, and contraband findings.

Stop reason by racial group (especially for vehicle stops): Compare reasons for stops between racial groups, emphasizing moving violations versus equipment, license, or registration violations. We often see that Black and Latinx individuals are stopped more for low-level stops, potentially pretextual.

- Data Required: All stops should have a race indicator, vehicle stop indication, and stop reason.

Use of Force (UOF) by racial group: Analyze the percentage of UOF incidents involving each racial group compared to the jurisdiction's population. We often see that Black individuals experience force more than White individuals relative to their population share.

- Data Required: All UOF incidents with race indicators.

Type of force used, overall and by racial group: Examine types of force used, including firearms, neck restraints, or canines, especially for disproportionate use on specific racial groups. We often see that some agencies exhibit disconcertingly high use or pointing of firearms.

- Data Required: All UOF incidents with race indicator and force type.

The analyses described above are not all the analyses CPE conducts, but they are the most illuminating in racial disparities and the most actionable in terms of having direct means of reducing any problematic trends observed. For examples of complete reports produced by CPE, see our publicly available Justice Navigator Assessment (JNA), which we provided to [West Hollywood, CA](#). We also presented the results of that report at a public joint meeting with the city council and public safety commission. That presentation and Q&A session can be viewed in its entirety [here](#).

Additionally, the jail data shared by the Sheriff offers only a partial view of how the jail is used. Jail population data is critical for identifying ways to increase diversion, pretrial services, alternatives to incarceration, and opportunities to decriminalize certain low-level charges that pose no risk to the community's safety. These strategies all serve to reduce overcrowded jail populations safely. According to the data shared by the Office of the Sheriff, the average daily jail population increased from 449 in 2022 to 475 in 2023, and bookings increased by about 100. Still, we cannot know why those increases occurred without more detailed data. For example, there is no data about the most common top charges, the average length of stay, or bail amounts. Ideally, these analyses would also be broken down by felonies and misdemeanors and by gender, age, and race of the people detained. Without knowing why people are in jail or for how long, we cannot understand how a jail is used or what could be done differently. For examples of in-depth jail population studies, see the Vera Institute of Justice's reports for several counties across the country: [Oklahoma County](#), [Tulsa County](#), [Whatcom County](#), and [Buncombe County](#), and their seminal [report on jails](#).

CPE's suggestions are provided for informational purposes only to support RJOB's efforts in maximizing the use of received data. This is not meant to be a comprehensive assessment. For more in-depth discussion, CPE is available to join a future data subcommittee meeting.