



# CONTRA COSTA COUNTY

## AGENDA

### Racial Justice Oversight Body

---

Wednesday, April 22, 2026

3:00 PM

1026 Escobar Street, 238/239, Martinez,  
CA 94553 |

<https://cccouny-us.zoom.us/j/873018222>

75 | Call-In: 214 765 0478 Dial: 2188046

---

#### Data subcommittee

Agenda Items: Items may be taken out of order based on the business of the day and preference of the Committee

Roll Call and Introductions

Public comment on any item under the jurisdiction of the Committee and not on this agenda (speakers may be limited to two minutes).

1. RECEIVE and APPROVE the Record of Action for the February 25, 2026 meeting of the Racial Justice Oversight Body Data Subcommittee, with any necessary corrections [26-1636](#)  
**Attachments:** [RJOB Data Subcommittee Record of Action 2.25.2026 final](#)
2. REVIEW County Data for the Data Walk Activity and Summary Report Timeline [26-1637](#)  
**Attachments:** [RJOB Data PowePoint](#)  
[Crimes x Pd x Race](#)  
[Special-Circumstance-Sentencing-in-Contra-Costa-County](#)  
[coco\\_lwop\\_figures](#)
3. DETERMINE next steps for the subcommittee's Sheriff's Quarterly Report recommendations [26-1638](#)  
**Attachments:** [Proposals for Inclusion in Quarterly Sheriff's Oversight Reports Draft](#)
4. DISCUSS any general updates from subcommittee members or ORESJ staff [26-1639](#)
5. REVIEW and ASSIGN actions items from today's meeting [26-1640](#)

The next meeting is currently scheduled for May 27, 2026.

**Adjourn**

The Committee will provide reasonable accommodations for persons with disabilities planning to attend the Committee meetings. Contact the staff person listed below at least 72 hours before the meeting. Any disclosable public records related to an open session item on a regular meeting agenda and distributed by the County to a majority of members of the Committee less than 96 hours prior to that meeting are available for public inspection at 1026 Escobar St., #238/239, Martinez, CA 94553, during normal business hours. Staff reports related to items on the agenda are also accessible online at [www.contracosta.ca.gov](http://www.contracosta.ca.gov). If the Zoom connection malfunctions for any reason, the meeting may be paused while a fix is attempted. If the connection is not reestablished, the committee will continue the meeting in person without remote access. Public comment may be submitted via electronic mail on agenda items at least one full work day prior to the published meeting time.

For Additional Information Contact: Peter Kim, [peter.kim@oresj.cccounty.us](mailto:peter.kim@oresj.cccounty.us).



# CONTRA COSTA COUNTY

1025 ESCOBAR STREET  
MARTINEZ, CA 94553

## Staff Report

---

**File #:** 26-1636

**Agenda Date:** 4/22/2026

**Agenda #:** 1.

---

Advisory Board: Racial Justice Oversight Body, Data Subcommittee

Subject: Record of Action

Presenter: Peter Kim

Contact: Peter Kim, [peter.kim@oresj.cccounty.us](mailto:peter.kim@oresj.cccounty.us) <<mailto:peter.kim@oresj.cccounty.us>>

### Information:

County Ordinance requires that each County body keep a record of its meetings. Though the record need not be verbatim, it must accurately reflect the agenda and the decisions made in the meetings.

### Referral History and Update:

Attached for the Subcommittee's consideration is the draft Record of Action (Meeting Minutes) for the Committee's February 25, 2026 meetings.

### Recommendation(s)/Next Step(s):

Staff recommends approving the Record of Action for the February 25, 2026 meetings of the Racial Justice Oversight Body Data Subcommittee, with any necessary corrections.

**Racial Justice Oversight Committee - Data Subcommittee  
Record of Action for February 25, 2026**

**Attendance:**

Committee Members present:

Chala Bonner (ACCE; Subcommittee Chair); Jeff Landau (Public Defender); Patrice Guillory (Probation); Simon O'Connell (DA); Adalberto Garibay (Sheriff); Melvin Willis (ACCE)

Non-subcommittee RJOB members: N/A

Absent: Shannon Ortland (Office of Ed); Matt Malone (Superior Court), Sonia Sutherland (Health Dept)

Staff Members present:

Peter Kim, Emaan Ahmed, Kendra Carr, Jessica Travenia (ORESJ)

Public Members present (online):

Jill Ray (District 2), Wendy Fabian (District 3)

**Roll Call Attendance/Introductions**

*Subcommittee Chair Chala Bonner convened the meeting at 3:12 PM. Quorum was met.*

**Public Comment** on any item under the jurisdiction of the Committee and not on this agenda (speakers may be limited to two (2) minutes).

*No comment.*

- 1. RECEIVE and APPROVE the Record of Action for the January 28, 2026 meetings of the Racial Justice Oversight Body Data Subcommittee, with any necessary corrections.**

**Public Comment:**

*No comment.*

*Simon O'Connell moved to receive and approve record of action.*

*Patrice Guillory seconded.*

*3 yes, 2 abstain*

*Motion passed.*

- 2. REVIEW County Data for the Data Walk Activity**

See attached slide deck. Staff walked through the data and information. Subcommittee had thorough discussion.

#### Misdemeanor Arrests:

- Can we see the traffic stop data? Traffic stops are subjective.
- Other jurisdictions have decreased traffic stops, can we see their best practices
- RIPA data on traffic stops is fairly successful; but not reliable nor consistent nor complete
- Can it be DV? Vandalism? Call for service? Wobblers? More likely than traffic.
- Can we pick the 5 largest cities? Violent and non-violent? Get more nuanced.
  - Jurisdiction? Neighborhood? Compare to national numbers
  - Gender? race?
  - Calls for service?
  - Self-initiated?
  - Consensual encounters?
- FBI site does break down by Police Agency, race
- Macro-level is still valuable
- Can we recommend the adding of fields on the stop forms?
- Do we start with a test case?
  - i.e.: Look at a sub-group of all misdemeanors in February?

#### Probation:

- Compare racial breakdown from arrest -> conviction -> sentence -> detention -> probation
- CDCR is the source (by county; will not do by city nor by individual) (by county; crime, offense, gender, race)

#### Next Steps:

- Melvin Willis will review a handful of local PD dashboards
- Come up with questions/indicators/recommendations
- Keep the same color (as much as possible)
- Consider a County dashboard that includes
- Add caveat/context language (i.e. Hispanic not counted in FBI data set; Asians included in Other; RIPA caveat; story of young man)
- Recommend a County dashboard and what to be included

#### **Public Comment:**

*No comment.*

*No action required.*

### **3. DISCUSS any general updates from subcommittee members or ORESJ staff.**

Staff provided updates:

- Provided brief update on CEF Town Halls.
  - Summary analysis to be shared at March meetings and full RJOB in May
- Robert Wood Johnson Foundation (RWJF) Data Project Grant Proposal
  - \$50K, 9 months project period
  - RYSE Center wrote the grant on behalf of RJOB (grant required a 501c3 applicant)
  - Will look at 2 data points from RJTF 2018 Report and update analysis:
    - Arrests
      - Type of arrest/offense and region
      - Local police depts are source
    - Pretrial Population
      - Detention focus
      - Courts is source
- ORESJ's Civic Engagement Workshop Series in March.
  - 3 workshops (3/4, 3/11, 3/18)
- New membership updates:
  - Director Sonia Sutherland (Detention Health) taking Gilbert Salinas' place
  - Chief Melissa Klawuhn (Pinole)
  - Returning members: LaShante Smith; Lynn Mackey; Matt Malone
  - Vacant seat currently soliciting applications: Community Representative (Lived Exp w/ Criminal Legal System Involvement)

**Public Comment:**

*No comment*

*No action required.*

**4. REVIEW and ASSIGN actions items from today's meeting.**

**Public Comment:**

*No comment.*

*No action required.*

The next meeting is currently scheduled for March 25th, 2026.

Meeting adjourned at 4:55 PM



# CONTRA COSTA COUNTY

1025 ESCOBAR STREET  
MARTINEZ, CA 94553

## Staff Report

---

**File #:** 26-1637

**Agenda Date:** 4/22/2026

**Agenda #:** 2.

---

Advisory Board: Racial Justice Oversight Body, Data Subcommittee

Subject: **REVIEW County Data for the Data Walk Activity and Summary Report Timeline**

Presenter: Chala Bonner (Chair)

Contact: Peter Kim, [peter.kim@oresj.cccounty.us](mailto:peter.kim@oresj.cccounty.us)

### Information:

Review 2024 Racial and Identity Profiling Advisory (RIPA) data from the CA Department of Justice, 2023-2024 Court Statistics from the Judicial Council of California, 2015-2024 arrest data from the Department of Justice, 2026 Contra Costa County Probation, and the Federal Bureau of Investigation. Determine a timeline for the resulting summary report.

### Referral History and Update:

Subcommittee members discussed the possibility of reviewing the various data reports and sets during the September 24, 2025 meeting.

### Recommendation(s)/Next Step(s):

n/a

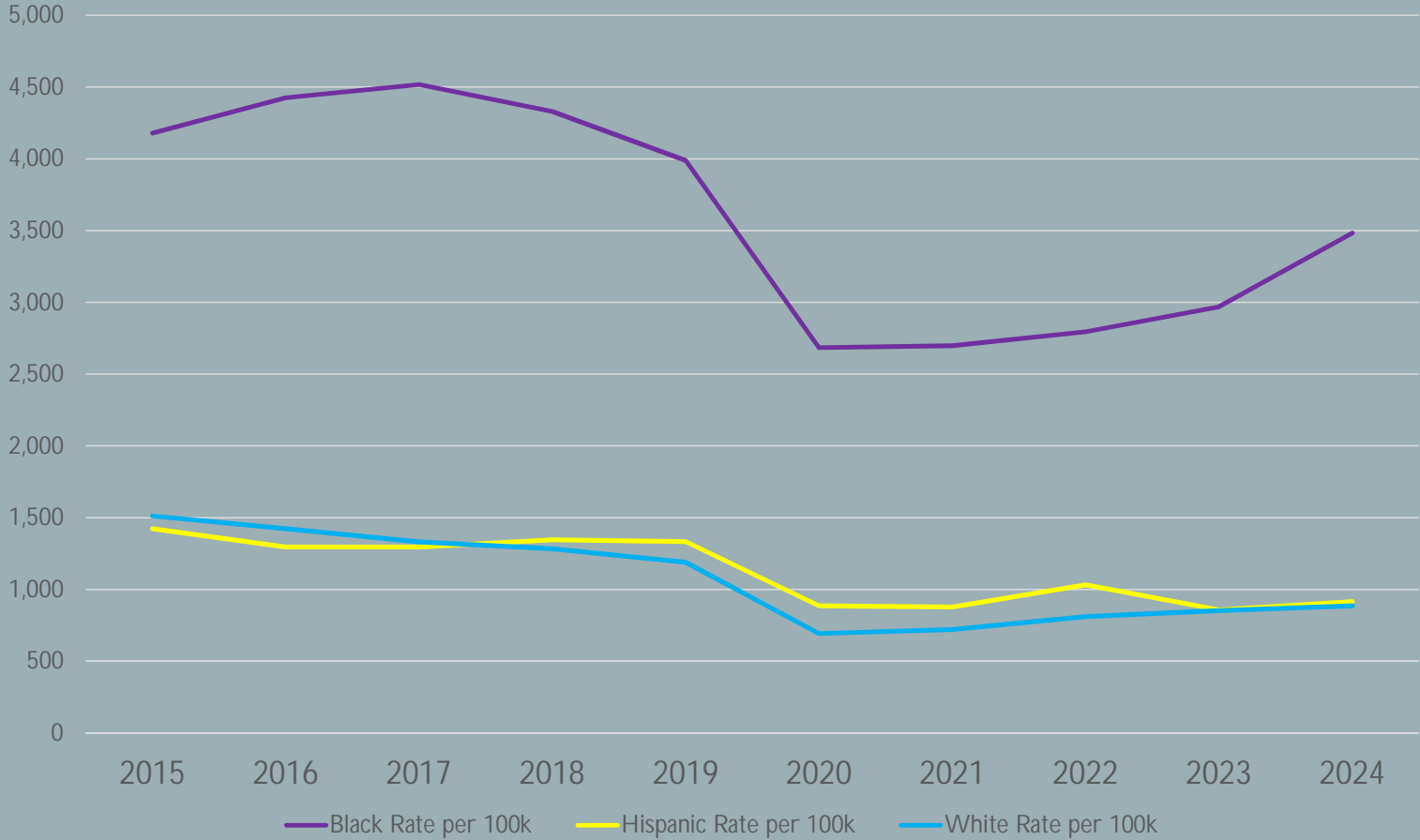
# RACIAL JUSTICE OVERSIGHT BOARD DATA SUBCOMMITTEE

FEBRUARY 25<sup>TH</sup> & MARCH 25<sup>TH</sup> 2026

Office of Racial Equity and Social Justice  
Contra Costa County

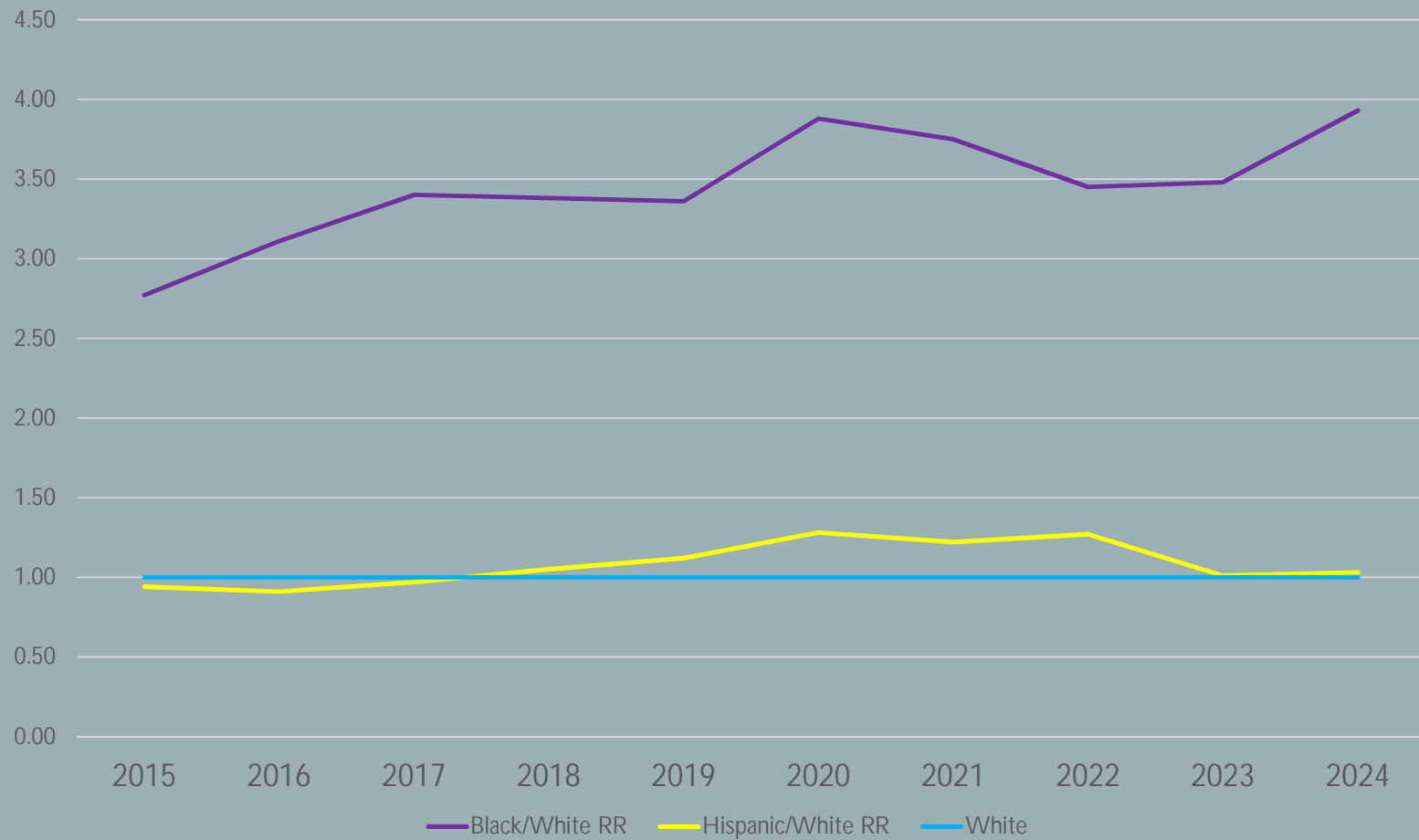


# Contra Costa County Misdemeanor Arrest Rates per 100k, 2015-2024



California Department of Justice

## Contra Costa County Misdemeanor Risk Ratios (RR), 2015-2024



California Department of Justice, American Community Survey United States Census Bureau

## Contra Costa County Misdemeanor Arrest Statistics, 2015-2024

Year	Black Rate per 100k	Hispanic Rate per 100k	White Rate per 100k	Black/White RR	Hispanic/White RR
2015	4,179	1,422	1,511	2.77	0.94
2016	4,426	1,295	1,422	3.11	0.91
2017	4,517	1,295	1,330	3.4	0.97
2018	4,329	1,345	1,282	3.38	1.05
2019	3,988	1,331	1,187	3.36	1.12
2020	2,684	884	691	3.88	1.28
2021	2,696	876	719	3.75	1.22
2022	2,795	1,031	809	3.45	1.27
2023	2,968	857	852	3.48	1.01
2024	3,482	913	885	3.93	1.03

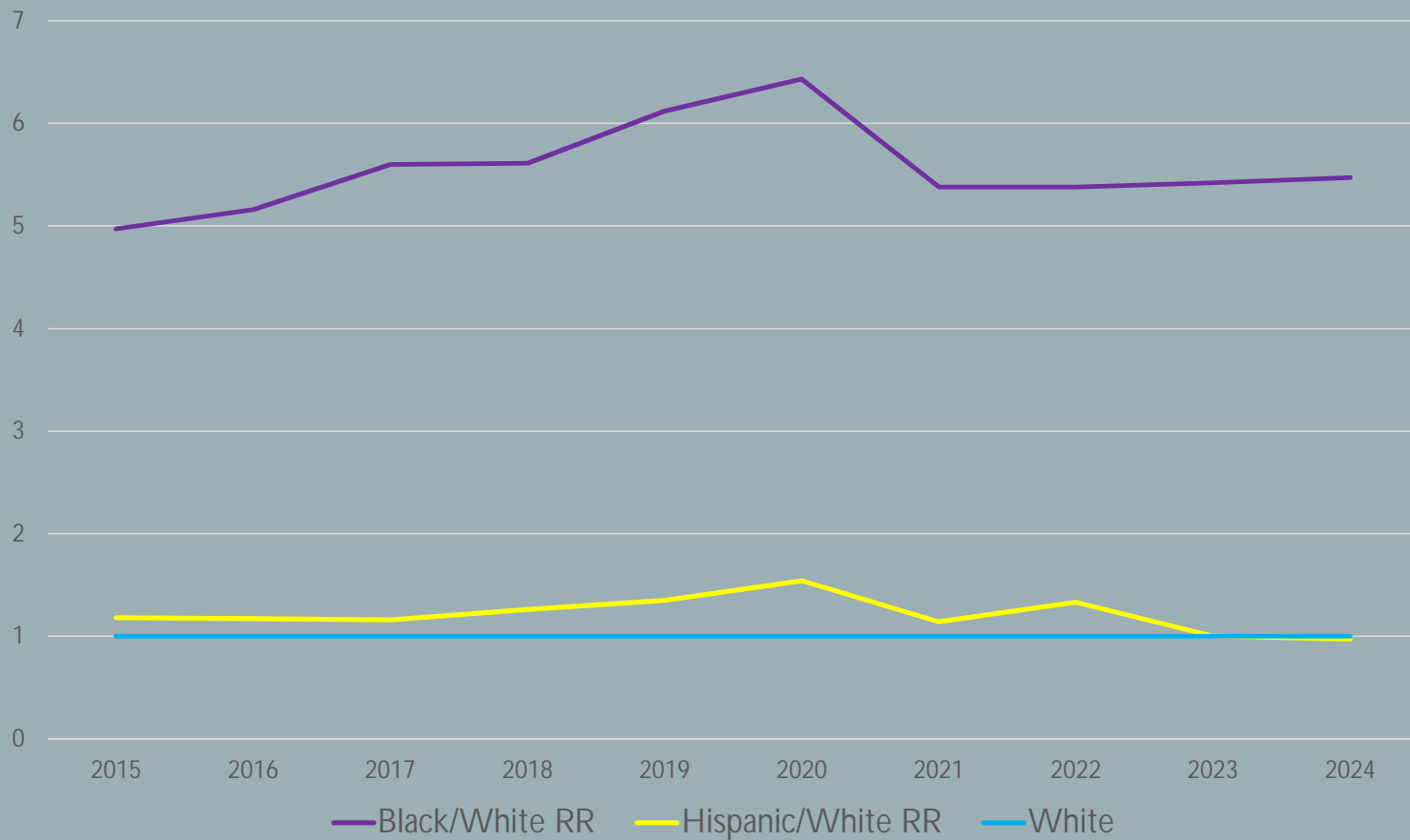
California Department of Justice, American Community Survey United States Census Bureau

## Contra Costa County Felony Arrest Rates per 100k, 2015-2024



California Department of Justice

## Contra Costa County Felony Risk Ratios (RR), 2015-2024



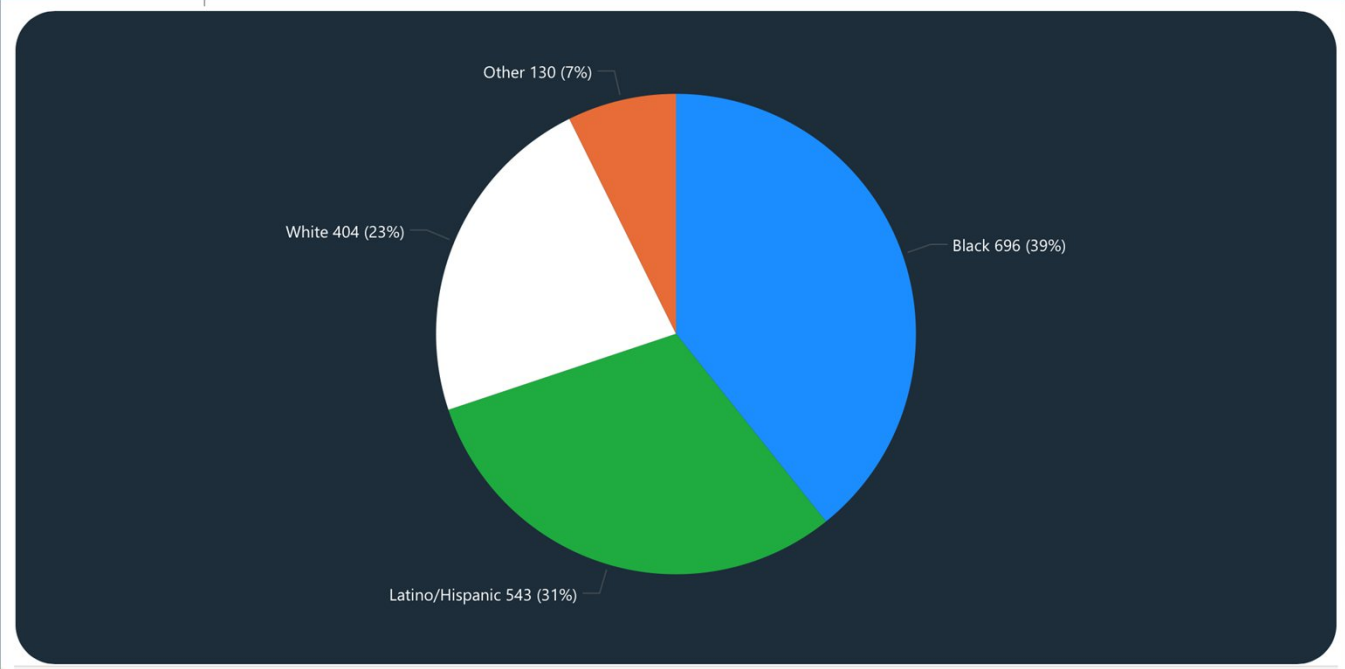
California Department of Justice, American Community Survey United States Census Bureau

## Contra Costa County Felony Arrest Statistics, 2015-2024

Year	Black Rate per 100k	Hispanic Rate per 100k	White Rate per 100k	Black/White RR	Hispanic/White RR
2015	3,006	714	605	4.97	1.18
2016	3,043	691	589	5.16	1.17
2017	3,195	660	570	5.6	1.16
2018	3,094	692	551	5.61	1.26
2019	3,324	734	543	6.12	1.35
2020	2,670	640	415	6.43	1.54
2021	2,563	541	477	5.38	1.14
2022	2,682	664	498	5.38	1.33
2023	2,253	414	415	5.42	1
2024	2,122	375	388	5.47	0.97

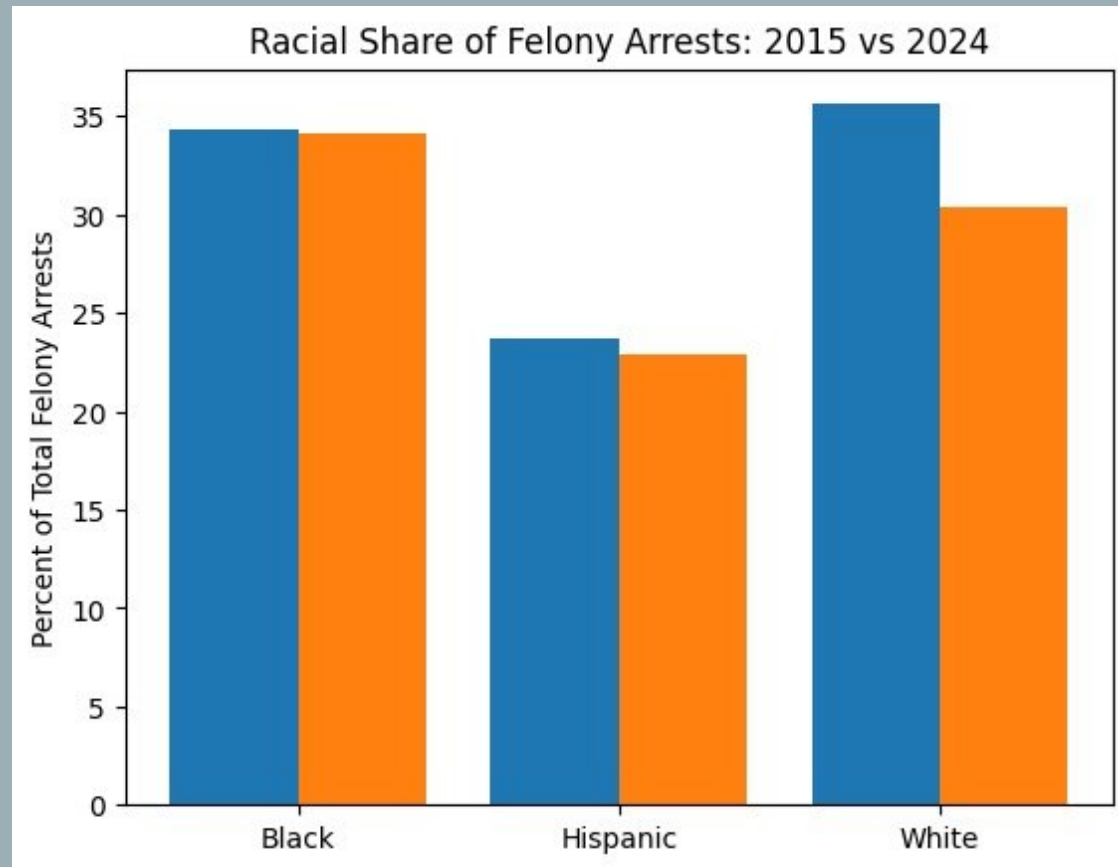
California Department of Justice, American Community Survey United States Census Bureau

# Contra Costa County Probation Client Racial Breakdown, 2026



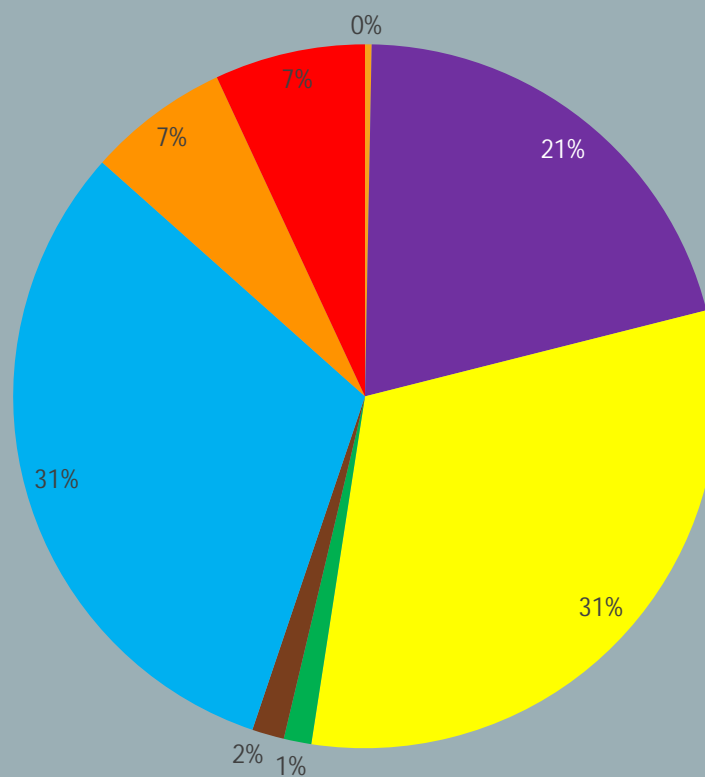
Contra Costa Probation

## Contra Costa County Felony Arrest Statistics, 2015-2024



California Department of Justice

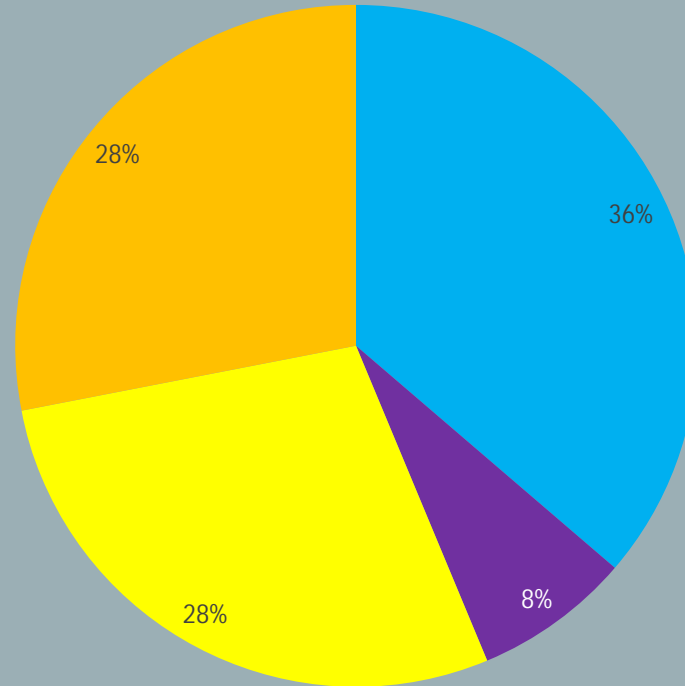
## Contra Costa County Total Police Stops, 2024



Native American Black Hispanic/Latinx Pacific Islander Multiracial White Asian Middle Eastern/South Asian

Racial and Identity Profiling Advisory Board, California Department of Justice

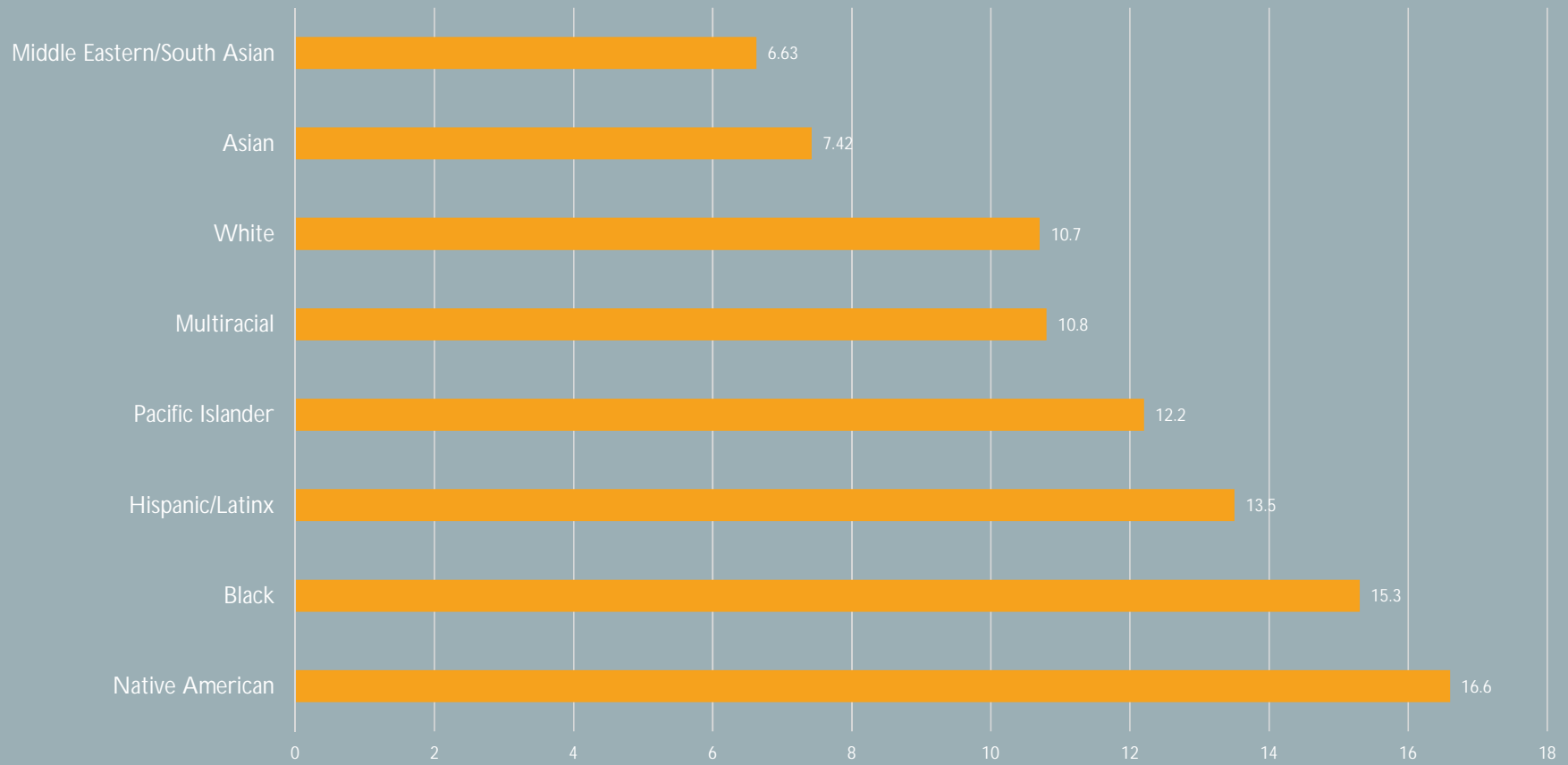
## Contra Costa County Racial Demographics, 2024



■ White alone   ■ Black or African American alone   ■ Hispanic or Latino:   ■ Other

American Community Survey United States Census Bureau

## Contra Costa County Percent "No Action" Police Stops, 2024



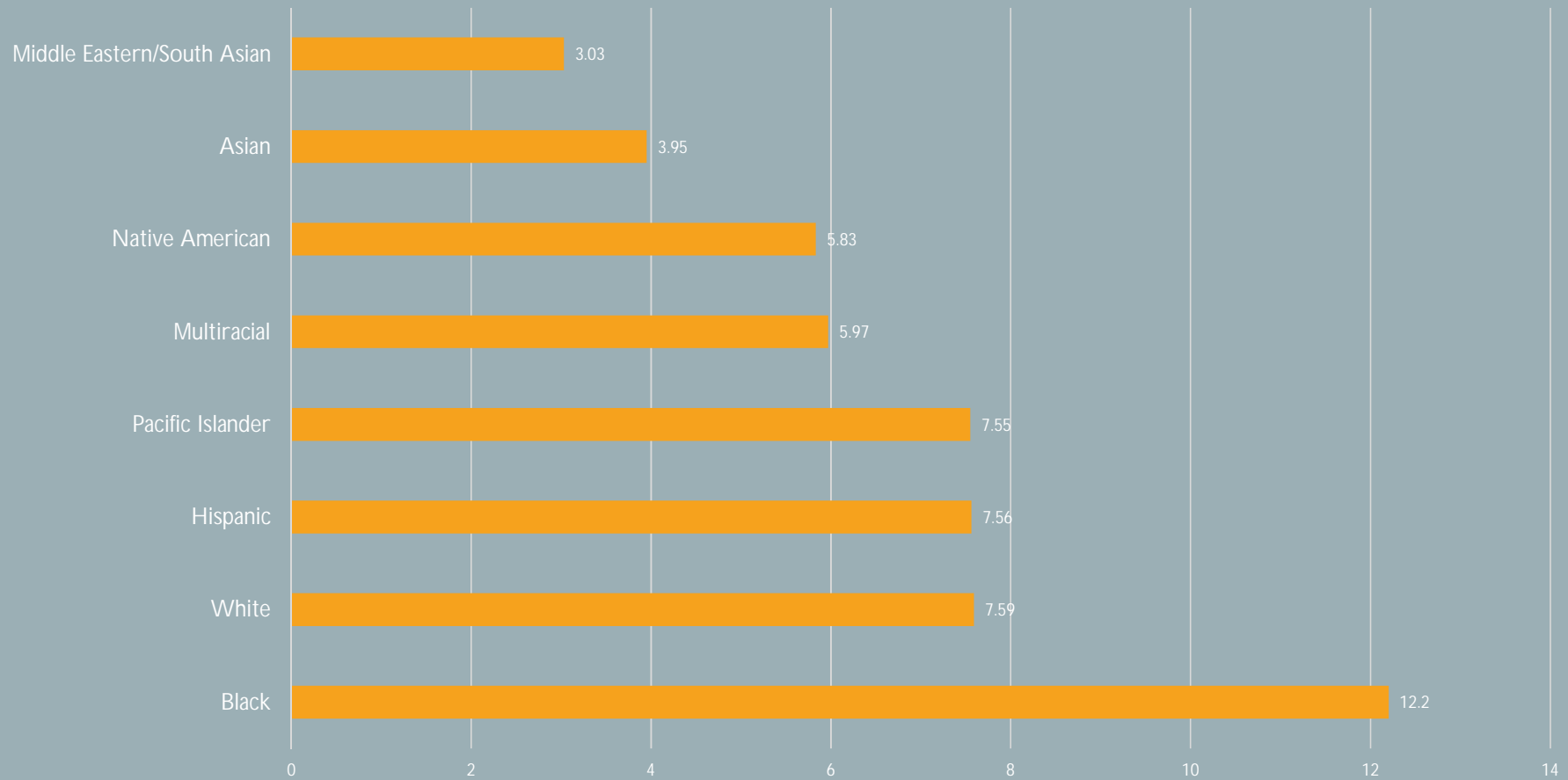
Racial and Identity Profiling Advisory Board, California Department of Justice

## Contra Costa County “No Action” Stop Statistics, 2024

Race	Total Stops	No Action Stops	No Action Stops - CA	Percent No Action	Percent No Action - CA	Disparity vs White	Disparity vs White - CA
Native American	223	37	918	16.6	6.91	1.55	1.22
Black	15944	2443	44322	15.3	7.24	1.44	1.28
Hispanic/Latinx	24072	3251	131399	13.5	5.99	1.27	1.06
Pacific Islander	980	120	1426	12.2	5.33	1.15	0.94
Multiracial	1123	121	4043	10.8	6.47	1.01	1.14
White	24086	2570	89,873	10.7	5.67	1	1
Asian	4988	370	9831	7.42	3.31	0.7	0.58
Middle Eastern/South Asian	5311	352	7923	6.63	2.88	0.62	0.51

Racial and Identity Profiling Advisory Board, California Department of Justice

## Contra Costa County Percent "Use of Force" Police Stops, 2024



Racial and Identity Profiling Advisory Board, California Department of Justice

## Contra Costa County "Use of Force" Stop Statistics, 2024

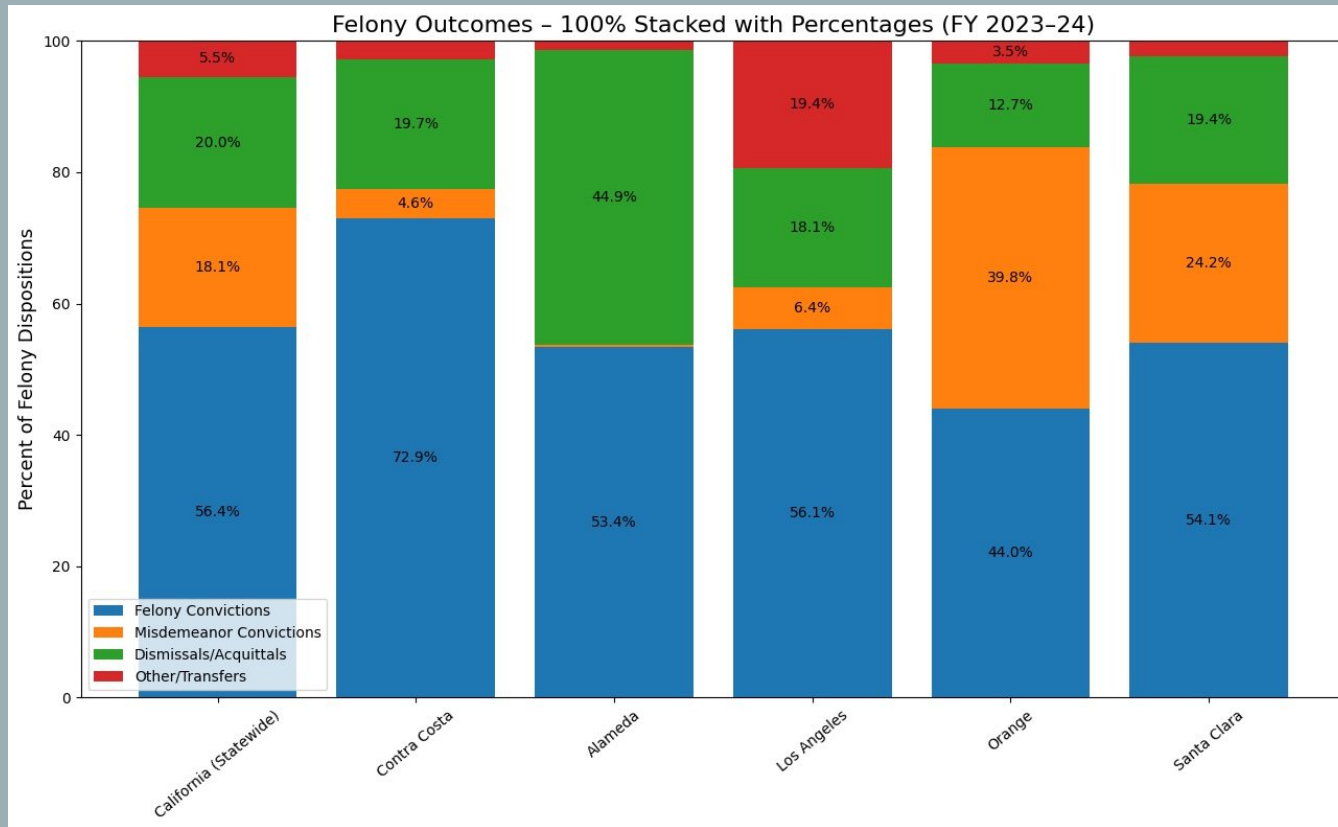
Race	Total Stops	Force Stops	Force Stops - CA	Percent Force	Percent Force - CA	Disparity vs White	Disparity vs White - CA
Black	15944	1942	101,749	12.2	16.62	1.6	1.9
White	24086	1827	138,779	7.59	8.76	1	1
Hispanic	24072	1821	236,951	7.56	10.8	1	1.23
Pacific Islander	980	74	2,445	7.55	9.14	0.99	1.04
Multiracial	1123	67	6,134	5.97	9.82	0.79	1.12
Native American	223	13	2,325	5.83	17.5	0.77	2
Asian	4988	197	11,969	3.95	4.03	0.52	0.46
Middle Eastern/South Asian	5311	161	8,794	3.03	3.2	0.4	0.37

Racial and Identity Profiling Advisory Board, California Department of Justice

## Contra Costa County Criminal Case Processing Time, 2023-2024

County	Felonies <12 Months	Felonies <30 Days	Felonies <45 Days	Felonies <90 Days	Misdemeanors <30 Days	Misdemeanors <90 Days	Misdemeanors <120 Days
California (Statewide)	70%	—	—	—	31%	49%	57%
Contra Costa	65%	25%	31%	43%	8%	32%	40%
Alameda	53%	37%	42%	58%	61%	73%	77%
Los Angeles	89%	27%	34%	51%	33%	51%	57%
Orange	54%	30%	35%	46%	33%	51%	58%
Santa Clara	40%	9%	13%	27%	25%	41%	50%
San Diego	—	—	—	—	—	—	—
San Francisco	—	—	—	—	—	—	—
Sacramento	—	—	—	—	—	—	—

# Contra Costa County Felony Outcomes, 2023-2024



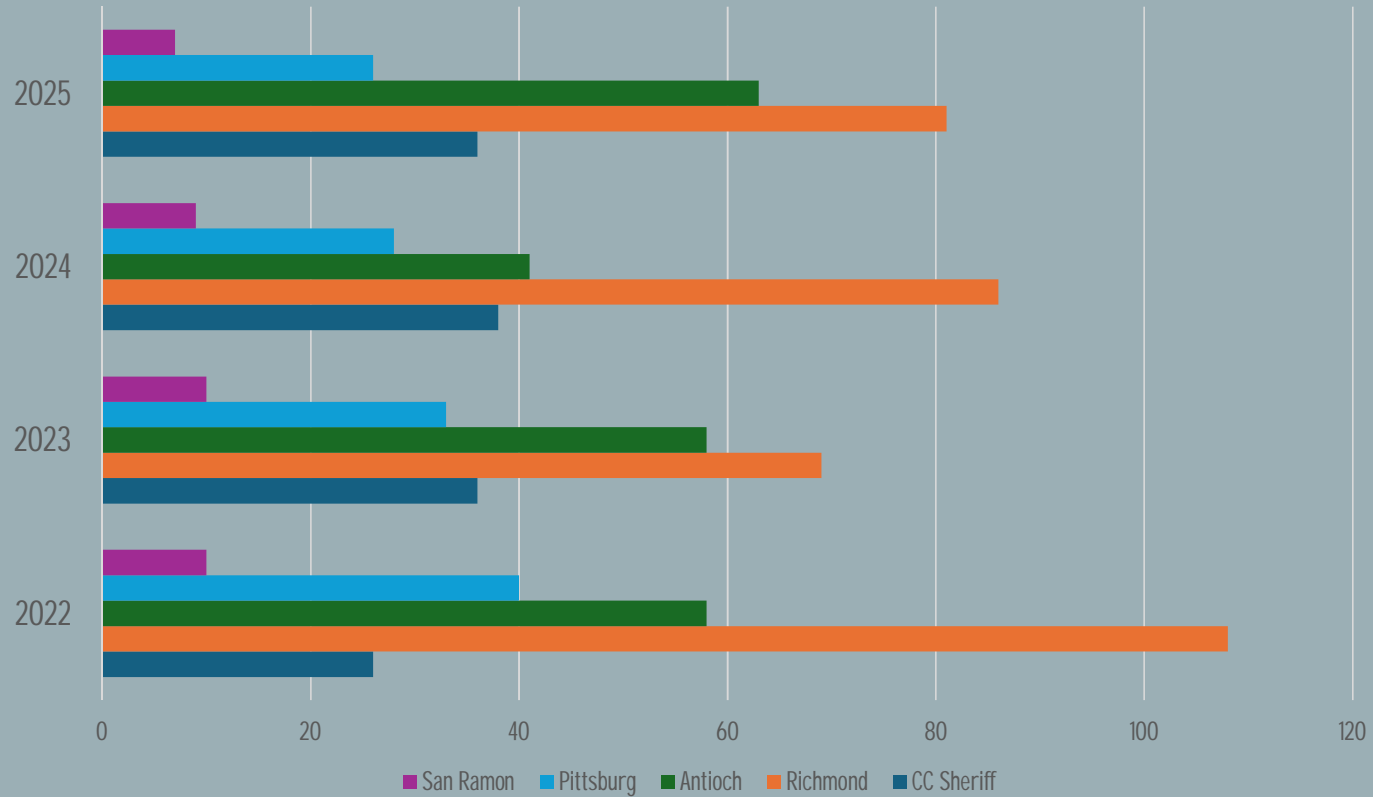
Judicial Council of California

## Arrests (?) Violent Crime Counts by Police Department, 2021-2026

Agency	2021	2022	2023	2024	2025	2026
CC Sheriff	-	26	36	38	36	-
Richmond	105	108	69	86	81	-
Antioch	-	58	58	41	63	21
Pittsburg	-	40	33	28	26	-
San Ramon	-	10	10	9	7	-

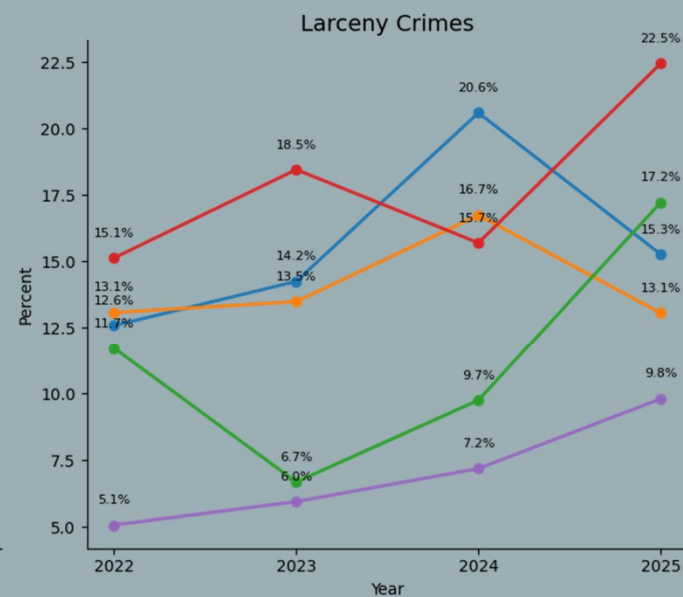
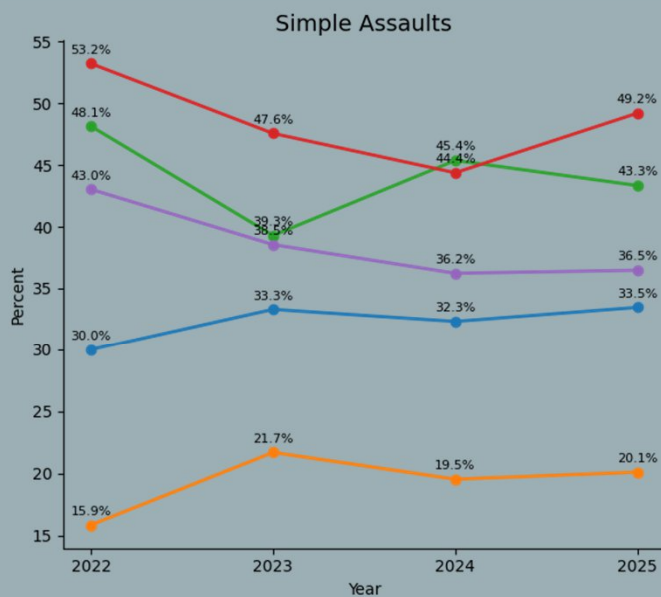
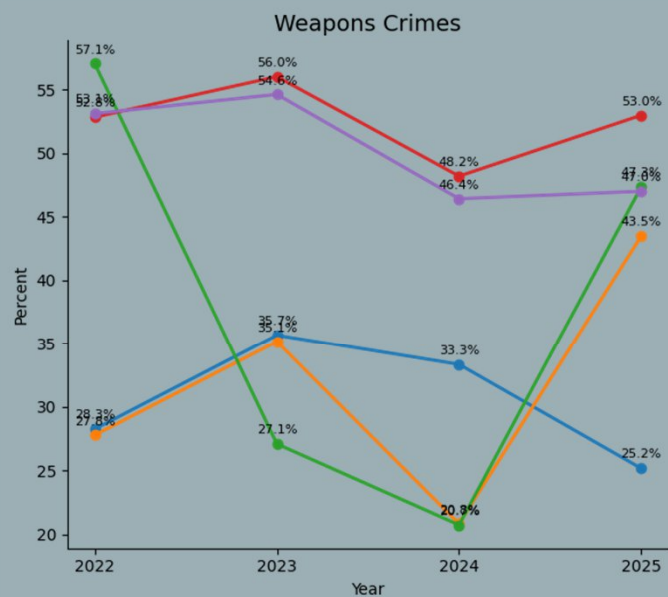
Federal Bureau of Investigation

## Violent Crime Counts by Police Department, 2022-2025



Federal Bureau of Investigation

# Percent Share of Crime by Black Individuals



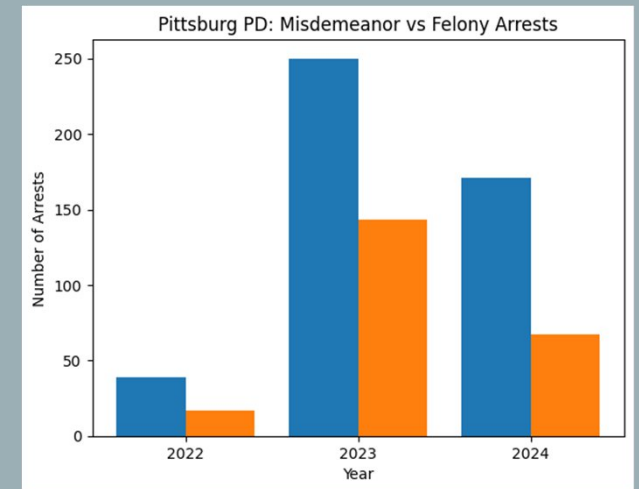
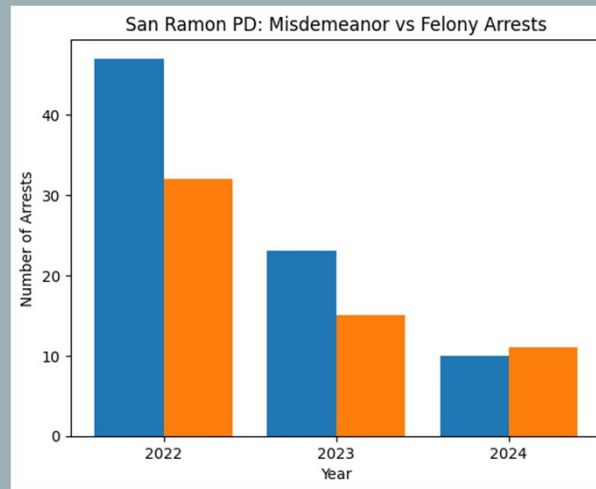
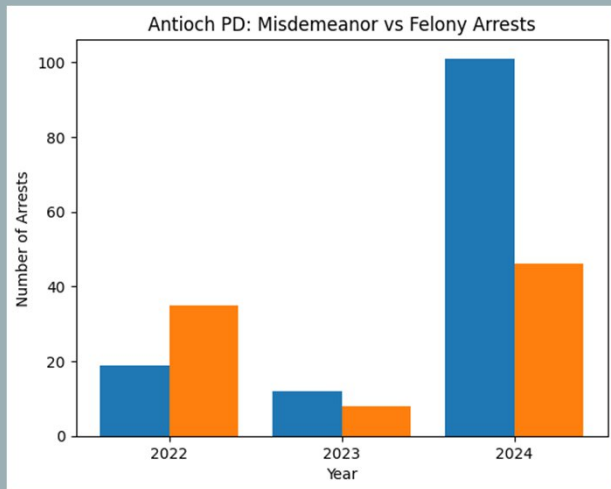
Federal Bureau of Investigation

## RIPA Stop Arrest Type County by Agency, 2021-2024

Agency	2021					2022					2023					2024				
	Inf	Mis	Fel	Oth	Tot	Inf	Mis	Fel	Oth	Tot	Inf	Mis	Fel	Oth	Tot	Inf	Mis	Fel	Oth	Tot
Contra Costa SO	0	44	38	6	74	1	58	38	11	89	3	49	31	16	79	1	58	38	11	89
Richmond PD	-	-	-	-	-	0	99	99	1	187	0	164	66	13	225	1	293	161	25	445
Antioch PD	-	-	-	-	-	0	19	35	0	54	0	12	8	0	20	1	101	46	3	141
Pittsburg PD	-	-	-	-	-	4	39	17	0	58	8	250	143	7	382	1	171	67	1	229
San Ramon PD	-	-	-	-	-	2	47	32	6	71	3	23	15	2	37	0	10	11	1	21

Racial and Identity Profiling Advisory Board, California Department of Justice

## RIPA Stop Arrest Type County by Agency: Not Conclusive



Racial and Identity Profiling Advisory Board, California Department of Justice

Race	2022	2023	2024	2025
White	134	147	99	119
Black	63	128	96	72
Other/Unknown	26	84	93	95
Total	223	359	288	286

Department	2022	2023	2024	2025
White	8	18	8	17
Black	5	13	5	20
Other/Unknown	5	6	11	9
Total	18	37	24	46

Department	2022	2023	2024	2025
White	66	49	52	60
Black	117	68	56	134
Other/Unkno	22	134	162	89
Total	205	251	270	283

Department	2022	2023	2024	2025
White	73	70	84	73
Black	102	102	94	106
Other/Unkno	18	10	17	21
Total	193	182	195	200

Department	2022	2023	2024	2025
White	72	40	50	35
Black	136	100	78	63
Other/Unkno	48	43	40	36
Total	256	183	168	134

Race	2022	2023	2024	2025
White	386	490	387	428
Black	195	399	374	413
Other/Unkno	69	309	396	393
Total	650	1198	1157	1234

Race	2022	2023	2024	2025
White	28	92	71	76
Black	13	46	34	37
Other/Unkno	41	74	69	71
Total	82	212	174	184

Race	2022	2023	2024	2025
White	350	459	393	476
Black	452	376	465	549
Other/Unkno	137	122	167	242
Total	939	957	1025	1267

Race	2022	2023	2024	2025
White	115	193	210	173
Black	141	204	185	213
Other/Unkno	9	32	22	47
Total	265	429	417	433

Race	2022	2023	2024	2025
White	171	217	228	220
Black	179	202	192	178
Other/Unkno	66	105	110	90
Total	416	524	530	488

Race	2022	2023	2024	2025
White	145	212	213	187
Black	112	223	262	206
Other/Unkno	633	1130	797	956
Total	890	1565	1272	1349

Race	2022	2023	2024	2025
White	42	101	177	184
Black	54	94	142	102
Other/Unkno	317	502	529	495
Total	413	697	848	781

Race	2022	2023	2024	2025
White	99	94	150	225
Black	192	123	183	343
Other/Unkno	1349	1623	1544	1424
Total	1640	1840	1877	1992

Race	2022	2023	2024	2025
White	91	165	153	143
Black	92	175	138	172
Other/Unkno	425	608	588	451
Total	608	948	879	766

Race	2022	2023	2024	2025
White	55	114	120	120
Black	100	129	147	145
Other/Unkno	1816	1925	1778	1215
Total	1971	2168	2045	1480



## Special Circumstance Sentencing in Contra Costa County August 10, 2023

The Special Circumstance Conviction Project (SCCP) at the UCLA Center for the Study of Women|Streisand Center has collected comprehensive sentencing records from California county district attorneys' offices, courts, and the California Department of Corrections and Rehabilitation. The project has tracked and analyzed historical trends in this data regarding sentences of Life Without the Possibility of Parole (LWOP).

The following analysis utilizes data provided by the District Attorney's office, the California Department of Corrections and Rehabilitation, and public online databases. While no statewide agency collects comprehensive data related to PC190.2 codes, SCCP was able to collect the specific codes for approximately 87.0% of the 69 individuals serving LWOP in Contra Costa, as identified by the California Department of Corrections and Rehabilitation.

Notable findings related to Life Without Parole Sentencing in Contra Costa County:

- 60.87% of all individuals sentenced to LWOP were under the age of 26 at the time of sentencing. Of the individuals who were under the age of 26, 57.14% are identified as Black. White individuals make up less than 12% of the population of people sentenced to LWOP who were under the age of 26 at the time of sentencing.
- Only five special circumstances were found to have been used in any conviction that led to an LWOP sentence. They are PC 190.2(A)(3), PC 190.2(A)(15), PC 190.2(A)(17), PC 190.2(A)(21), and PC 190.2(A)(22).
- The most commonly used special circumstance pertains to felony murder, PC 190.2(A)(17). 56.67% of all individuals serving LWOP from Contra Costa received the felony murder special circumstance.
- 61.76% of individuals serving LWOP for a conviction of felony murder are Black. 61.9% of individuals under the age of 26 who received a conviction for felony murder are Black.
- 83.33% of individuals serving LWOP with a PC 190.2(A)(21) conviction were under the age of 26 at the time of sentencing.

- All individuals who were under the age of 26 at the time of sentencing and convicted of PC 190.2(A)(22) are Black or Latino. All individuals who received a conviction of PC 190.2(A)(6) or PC 190.2(A)(15) are Black.

About the UCLA Special Circumstances Conviction Project:

The UCLA Special Circumstance Conviction Project analyzes the prevalence and impact of the use of special circumstances in criminal sentencing in California. Under California law, “special circumstances” delineate the conditions under which people can be sentenced to life without the possibility of parole (LWOP). The UCLA Special Circumstances Conviction Project is overseen by [Grace Kyungwon Hong](#), Professor in the Department of Gender Studies and the Department of Asian American Studies and the Director of the Center for the Study of Women|Streisand Center.

Contact:

Grace Kyungwon Hong  
Center for the Study of Women|Streisand Center  
1500 Public Policy Building  
Los Angeles, CA 90095-7222

**Attachment 1: Analysis of Data related to Life Without Parole Sentencing in Contra Costa County, 1978-2020**

All Individuals Serving LWOP from Contra Costa County						
Defendant Race	Under 26		Over 26		Total	
	Freq.	Percent	Freq.	Percent	Freq.	Percent
Black	24	57.14	15	55.55	39	56.52
Hispanic or Latino	8	19.04	3	11.11	11	15.94
Other	5	11.9	2	7.04	7	10.14
White	5	11.9	7	25.92	12	17.39
Total	42	60.87	27	39.13	69	100

PC 190.2(A)(3)	Total LWOP		Under 26	
Defendant Race	Freq.	Percent	Freq.	Percent
Black	10	58.82	4	44.44
Hispanic or Latino	4	23.53	3	33.33
Other	2	11.76	2	22.22
White	1	5.88	0	0
Total	17	100	9	52.94

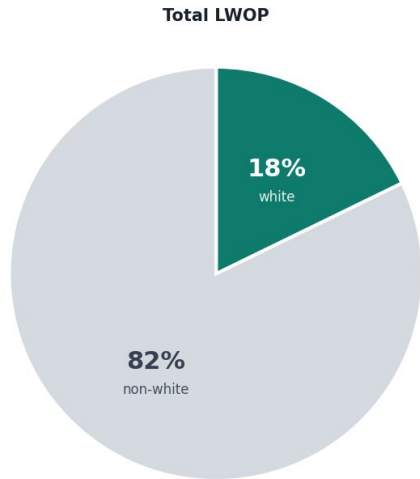
PC 190.2(A)(15)	Total LWOP		Under 26	
Defendant Race	Freq.	Percent	Freq.	Percent
Black	4	100	0	0
Hispanic or Latino	0	0	0	0
Other	0	0	0	0
White	0	0	0	0
Total	4	100	0	0

PC 190.2(A)(17)	Total LWOP		Under 26		
	Defendant Race	Freq.	Percent	Freq.	Percent
Black	21	61.76	13	61.9	
Hispanic or Latino	2	5.88	2	9.52	
Other	3	8.82	3	14.29	
White	8	23.53	3	14.29	
Total	34	100	21	61.76	

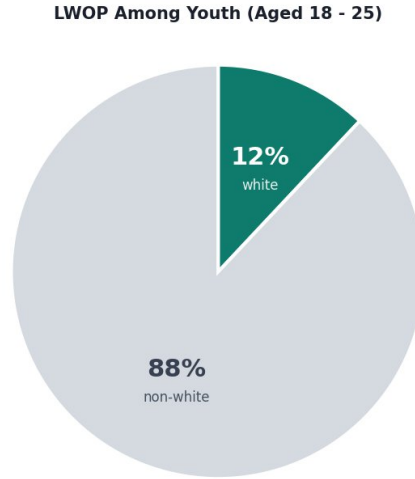
PC 190.2(A)(21)	Total LWOP		Under 26		
	Defendant Race	Freq.	Percent	Freq.	Percent
Black	3	50	3	60	
Hispanic or Latino	0	0	0	0	
Other	2	33.33	1	20	
White	1	16.67	1	20	
Total	6	100	5	83.33	

PC 190.2(A)(22)	Total LWOP		Under 26		
	Defendant Race	Freq.	Percent	Freq.	Percent
Black	6	40	3	33.33	
Hispanic or Latino	7	46.67	4	66.67	
Other	1	6.67	0	0	
White	1	6.67	0	0	
Total	15	100	6	40	

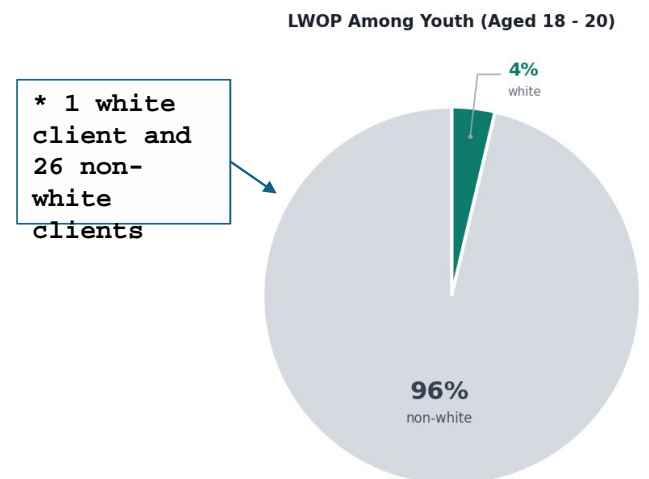
### Contra Costa LWOP Population (n = 90)



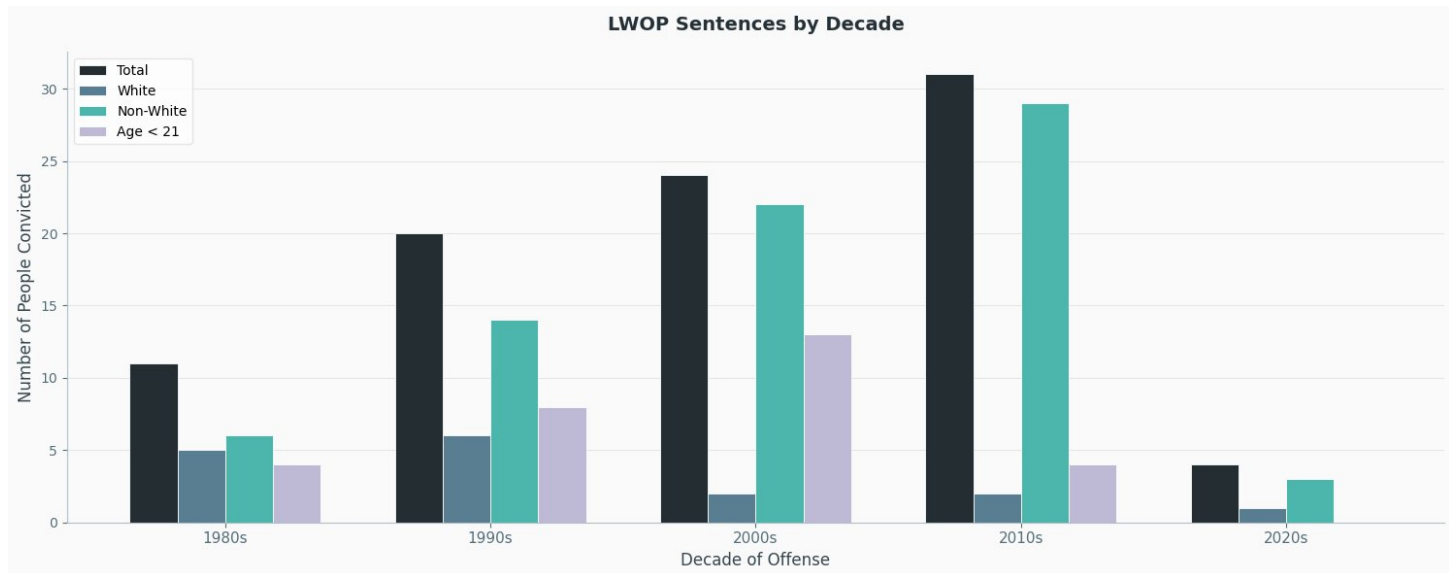
### Contra Costa LWOP Population – Youthful Offenders (n = 50)



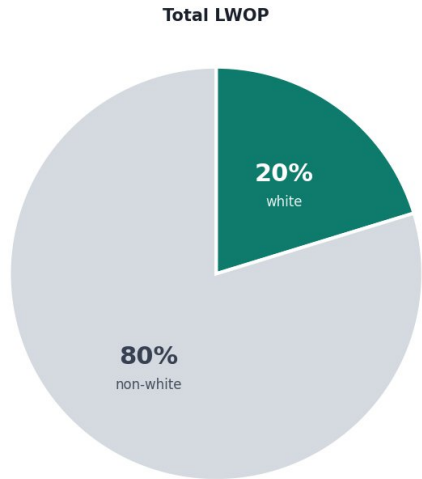
### Contra Costa LWOP Population – Youthful Offenders (Aged 18 - 20) (n = 27)



## LWOP by the Decade

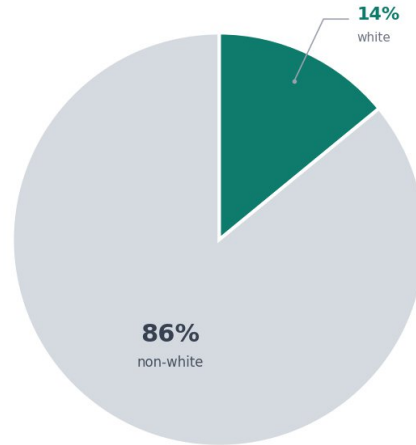


**Statewide LWOP Population (n = 5320)**



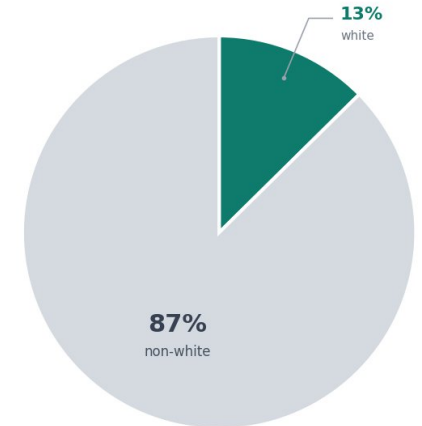
**Statewide LWOP Population – Youthful Offenders (n = 3051)**

LWOP Among Youth (Aged 18 - 25)

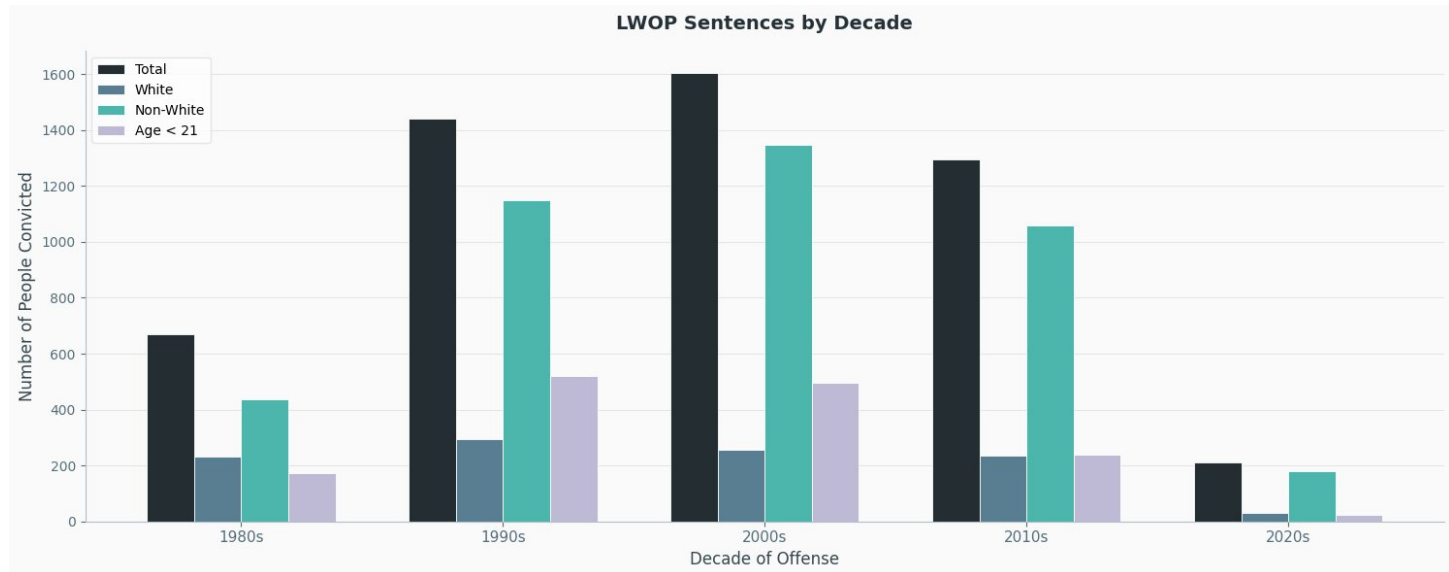


**Statewide LWOP Population – Youthful Offenders (Aged 18 - 20) (n = 1491)**

LWOP Among Youth (Aged 18 - 20)



**LWOP by the Decade (Statewide)**





# CONTRA COSTA COUNTY

1025 ESCOBAR STREET  
MARTINEZ, CA 94553

## Staff Report

---

**File #:** 26-1638

**Agenda Date:** 4/22/2026

**Agenda #:** 3.

---

Advisory Board: Racial Justice Oversight Body, Data Subcommittee

Subject: DETERMINE next steps for the subcommittee's Sheriff's Quarterly Report recommendations.

Presenter: Patrice Guillory (Chair)

Contact: Peter Kim, [peter.kim@oresj.cccounty.us](mailto:peter.kim@oresj.cccounty.us)

**Information:**

Subcommittee members will determine how to proceed with the draft of recommendations for the Sheriff's Quarterly Report presented during the September 24<sup>th</sup>, 2025 meeting.

**Referral History and Update:**

The Board of Supervisors encouraged the Racial Justice Oversight body to analyze the Sheriff's Quarterly report and share any feedback or suggestions.

**Recommendation(s)/Next Step(s):**

n/a

## **Proposals for Inclusion in Quarterly Sheriff's Oversight Reports**

1. Reporting on CCCSO Law Enforcement Involved Fatal Incidents:
  - a. race of the deceased individuals
  - b. findings of any investigations
  - c. any actions taken following investigation findings
  - d. manner of death (e.g., use of force, suicide while in custody)

*Data on "use of force incidents reported to State DOJ" in current sheriff's oversight reports do not include Law Enforcement Involved Fatal Incidents.*

2. CCCSO Use of Force Not Reported to DOJ:
  - a. race of the individual subjected to force
  - b. type of force (K9, 40mm, taser, baton/flashlight, "personal body weapons")
  - c. injuries sustained, if any
  - d. findings of any investigations
  - e. any actions taken following investigation findings
3. Data for the Custody Services Bureau's "Total Number of Suicide Deaths" report:
  - a. race of the deceased individuals
  - b. location of death (e.g., in facility, in field)
  - c. findings of any investigations
  - d. actions taken following investigation findings, if any
  - e. relevant criteria for inclusion in this report
4. Data for the Administration Services Bureau's "Internal Affairs Investigations Initiated" report:
  - a. for citizen complaints, race of complainant
  - b. referral by type (e.g., citizen complaint, internal referral)
  - c. complaint by type (e.g., use of force, dishonesty, racial bias)
  - d. findings of investigations
  - e. actions taken following investigation findings, if any
  - f. citizen complaints received not resulting in initiation of IA investigation
5. Data for the Field Operations Bureau's "Writ of Possession of Real Property with Tenant Removal" and "Tenant Removal with Use of Force" reports:
  - a. race of tenants removed

- b. for tenants removed with use of force, the type of force used and whether the tenant sustained any injury
6. Data for the Custody Services Bureau's "In-Custody Deaths" report:
    - a. race of the deceased individuals
    - b. location of death (e.g., in facility, in field)
    - c. findings of any investigations
    - d. actions taken following investigation findings, if any
    - e. "in-custody" definition
  7. Data for the Custody Services Bureau's "ICE I-247A Requests for Notification" report:
    - a. race of the individuals ICE requested from CCCSO for notification
    - b. race of the individuals CCCSO notified to ICE
  8. More information on bookings that go through CCCSO's office:
    - a. Top 5 bookings of offense types within 1 year
    - b. Percentage & number of charges for most common / all bookings within a year or quarterly

\*\*\* Program failures – individuals going through programs, but got arrested

\*\*\* Residential area of people arrested



# CONTRA COSTA COUNTY

1025 ESCOBAR STREET  
MARTINEZ, CA 94553

## Staff Report

---

**File #:** 26-1639

**Agenda Date:** 4/22/2026

**Agenda #:** 4.

---

Advisory Board: Racial Justice Oversight Body, Data Subcommittee

Subject: DISCUSS any general updates from subcommittee members or ORESJ staff.

Presenter: Chala Bonner (Chair)

Contact: Peter Kim, [peter.kim@oresj.cccounty.us](mailto:peter.kim@oresj.cccounty.us)

**Information:**

This is an opportunity for subcommittee members to share updates that may not be listed on the agenda.

**Referral History and Update:**

This is a standing discussion item.

**Recommendation(s)/Next Step(s):**

n/a



# CONTRA COSTA COUNTY

1025 ESCOBAR STREET  
MARTINEZ, CA 94553

## Staff Report

---

**File #:** 26-1640

**Agenda Date:** 4/22/2026

**Agenda #:** 5.

---

Advisory Board: Racial Justice Oversight Body, Data Subcommittee

Subject: REVIEW and ASSIGN actions items from today's meeting.

Presenter: Chala Bonner (Chair)

Contact: Peter Kim, [peter.kim@oresj.cccounty.us](mailto:peter.kim@oresj.cccounty.us)

**Information:**

Review all actions items that were assigned and discussed during today's meeting.

**Referral History and Update:**

This discussion item was added as a result of the new meeting logistics determine by subcommittee chairs during the RJOB Committee Chair Planning Meeting on July 1<sup>st</sup>, 2025.

**Recommendation(s)/Next Step(s):**

n/a