

CONTRA COSTA COUNTY

EMPLOYMENT & HUMAN SERVICES

Building Brighter Futures Together

Childcare Program Update

September 19, 2023

Marla Stuart, MSW, PhD, EHSD Director and Head Start Executive Director

Sarah Reich, Division Manager TU, Community Services Bureau

info@ehsd.cccounty.us | 925-608-4800

Outline

1. 2023 Community Assessment
2. 2024-2028 Grant Application
3. 2022 Carryover Application
4. 2023 Grant Extension
5. Childcare Center Services
6. Budget
7. Monitoring
8. Region IX Communication
9. Current Events
10. Recommendation



HANDOUT ATTACHED

2023-2025 Community Assessment

Identifying Optimal Slot Locations

1. Estimated Age 0-5 Population (pp 17-18)
2. Estimated Available Childcare Slots (pp.83-91)
3. Estimated Age 0-5 Population Eligible for Head Start Slots (p. 117)
4. County Head Start Slots Locations



Identifying Optimal Slot Locations

District	1. 0-5 Population		2. Childcare Availability		3. Eligibility for Head Start		4. County Slots	
	A	B	A	B	A	B	A	B
	# 0-5 Population	% of COUNTY 0-5 Population	# 0-5 Slots Slots as % of 0-5 Population	% of COUNTY Slots	# 0-5 Population < 130% FPL (\$32,318 for family of 3)	% of COUNTY 0-5 Population < 130% FPL	# County Slots Slots as % of 0-5 Population < 130% FPL	% of COUNTY Slots
5	13,522	17.8%	3,233 23.9%	11.8%	5,758 42.6%	32.3%	340 5.9%	20.5%
1	15,689	20.6%	5,090 32.4%	18.5%	4,737 30.2%	26.6%	640 13.5%	38.6%
3	17,398	22.8%	4,903 28.2%	17.9%	3,956 22.7%	22.2%	461 11.6%	27.8%
4	14,093	18.5%	5,312 37.7%	19.4%	2,480 17.6%	13.9%	168 6.8%	10.1%
2	15,471	20.3%	8,906 57.6%	32.5%	891 5.8%	5.0%	48 5.3%	2.9%
Total	76,173	100%	27,444 36.0%	100%	17,822 24.4%	100%	1,657* 9.3%	100%

*149 slots are county-wide Home Visiting Slots and 110 slots are unassigned (1,657 + 149 + 110 = 1,916)

Possible Interpretations

District	<p>1. Head Start funding does not fully meet the need for subsidized high-quality childcare for low-income families.</p> <p>2. All Districts need more slots for low-income families.</p> <p>3. Districts 5, 2, and 4 have disproportionately few slots and would benefit from expansion of slots for low-income families (Head Start + State funded).</p>	3. Eligibility for Head Start		4. County Slots	
		A	B	A	B
		# 0-5 Population < 130% FPL (\$32,318 for family of 3)	% of COUNTY 0-5 Population < 130% FPL	# County Slots Slots as % of 0-5 Population < 130% FPL	% of COUNTY Slots
5		5,758 42.6%	32.3%	340 5.9%	20.5%
1		4,737 30.2%	26.6%	640 13.5%	38.6%
3		3,956 22.7%	22.2%	461 11.6%	27.8%
4		2,480 17.6%	13.9%	168 6.8%	10.1%
2		891 5.8%	5.0%	48 5.3%	2.9%
Total		17,822 24.4%	100%	1,657* 9.3%	100%

*149 slots are county-wide Home Visiting Slots and 110 slots are unassigned (1,657 + 149 + 110 = 1,916)

2024-2028 Grant Application

Solicitation Details
Slots
Contractors as Partners
Extended Hours
Mental Health Supports



CONTRA COSTA COUNTY

EMPLOYMENT & HUMAN SERVICES

Solicitation Details

- 29 forecasted notice of funding awards, 151 expected awards nationally
 - Anticipated release date: ~~September 5, 2023~~ Delayed per Region IX on 9/6/23
 - Estimated due date: ~~November 6, 2023~~ Will be 60 days
 - 1 competition in California
 - Expected number of awards = 6
 - Expected budget = \$29,661,911
- Anticipated components of solicitation (notice of funding opportunity):
 - Project Description
 - Appendices, including Board Attestation, Policy Council Approval, Letters of support
 - Budget
 - Federal Financial Review



CONTRA COSTA COUNTY

EMPLOYMENT & HUMAN SERVICES

2023 Head Start Slots Cost

State Only	Head Start + State (Layered)	Head Start Only	Total
144 8%	1,329 69%	443 23%	1,916 100%
1,772 Head Start 92%			

FFY 2023 47% slots directly-operated, 53% slots contracted

FFY2023 Head Start Funds = \$39,863,640

1,772 Head Start Slots

\$39,863,640 / 1,772 = \$22,497

25% required non-federal match

$\$22,497 * 25\% = \$5,624$

$\$22,497 + \$5,624 = \$28,121$

\$28,121 FFY2023 cost per slot

2024 Head Start Slots Cost

1,772 Head Start Funded Slots in 2023 at \$28,121 per slot
Expected FFY2024 Head Start Grant = \$29,661,911 (compared to \$39,863,640 in 2023)
\$29,661,911 / \$28,121 = 1,318 Federal Slots

2024 Slot Scenarios		Funding	Operational Costs	Facilities	Slots
1	Decreased Funding = Decreased Slots	↓	↑	=	~1,318
2	Level Funding = Decreased Slots	=	↑	=	~1318+?
3	Increased Funding = Maintained Slots	↑	↑	=	1,772
4	Increased Efficiency = Maintained Slots?	=	↓	=	1,772?
5	Increased Funding = Increased Slots	↑	↑	↑	↑

Contractors as Partners

County Functions

- Recruitment and Enrollment*
- Comprehensive Services*
 - Health
 - Nutrition
 - Family and Community Engagement
 - Mental Health and Disabilities
 - Program Information Report (PIR) *
- Contract Monitoring*

Partner Functions

- Facilities
- Attendance
- Meals
- Education and Child Development
 - Developmental screenings
 - Curriculum adoption and implementation
 - Desired Results Developmental Profile (DRDP)

* = different from existing Delegate contract



Extended Hours

Current Hours

7:00 a.m. – 5:00 p.m.

Recommended Hours

6:00 a.m. – 7:00 p.m.

- **Justification**
 - Meeting commuting schedule of parents/caregivers
- **Impacts**
 - Increased security costs
 - Increased facility and food costs
 - Increased staffing costs
 - Introduces shift work
 - Teacher recruitment incentive or disincentive?

Mental Health Supports

Current Supports

Therapist Assessments

- Mental health assessments of children with Medi-Cal
- Classroom observations
- Parent support for children that qualify for mental health services
- Referrals to child and family mental health services
- Referrals to other community resources

Additional Need-Based Assessments

- Developmental assessments and classroom observations
- Teacher and site supervisor support
- Staff trainings

Recommended Enhancements

- Support for children that do not have Medi-Cal or other health care
- Behavioral Aides for Classrooms
- Certified Behavior Analysts for classroom support
- Additional teacher training through a trauma informed lens



CONTRA COSTA COUNTY

EMPLOYMENT & HUMAN SERVICES


2022 Carryover Application



1. REQUEST FOR CARRYOVER OF 2022 UNOBLIGATED FUNDS EARLY HEAD START PROGRAM – GRANT NO. 09CH010862-4
2. REQUEST FOR CARRYOVER OF 2022 UNOBLIGATED FUNDS HEAD START PROGRAM – GRANT NO. 09CH010862-4
3. HEAD START PROGRAM 2022 CARRYOVER BUDGET

2022 Carryover Applications

- Unobligated funds from Year 4 (1/1/22-12/31/22)
- Proposed uses
 - Financial Incentives for recruitment and retention
 - Classroom supplies & new Partner start-up
 - Software enhancements and upgrades
 - Staff wellness / staff retention initiatives
 - Training and conferences

	Head Start	Early Head Start	Total
Federal Amount Requested	2,248,770	1,240,440	3,489,210
 Non-Federal Share (25% of Federal)	562,192.50	310,110.00	872,303
Total Federal and Non-Federal Budget	2,810,963	1,550,550	4,361,513



CONTRA COSTA COUNTY

EMPLOYMENT & HUMAN SERVICES


2023 Grant Extension



1. Extension Application Narrative – 09CH010862
2. EARLY HEAD START PROGRAM 2023 BUDGET YEAR – 6 months Extension
3. HEAD START PROGRAM 2023 BUDGET YEAR – 6 MONTHS EXTENSION
4. Combined Appendices (starts with Program Goals and Objectives Updates)

Year 5 2023 Grant Extension

- 6-month extension: 1/1/24-6/30/24
- Proposed uses
 - Salaries and benefits
 - Building occupancy, utilities
 - Training and conferences
 - Supplies to support education, comprehensive services, nutrition
 - Contractors: Data system, Partners, Delegate

	Head Start	Early Head Start	T/TA	Total
Federal Amount Requested	8,567,943	6,066,738	196,275	14,830,956
 Non-Federal Share (25% of Federal)	2,141,985.75	1,516,684.50	49,068.75	3,707,739
Total Federal and Non-Federal Budget	10,709,929	7,583,423	245,344	18,538,695



CONTRA COSTA COUNTY

EMPLOYMENT & HUMAN SERVICES

Childcare Center Services

Enrollment and Vacant Slots

Attendance Rate

Meals and Snacks Served

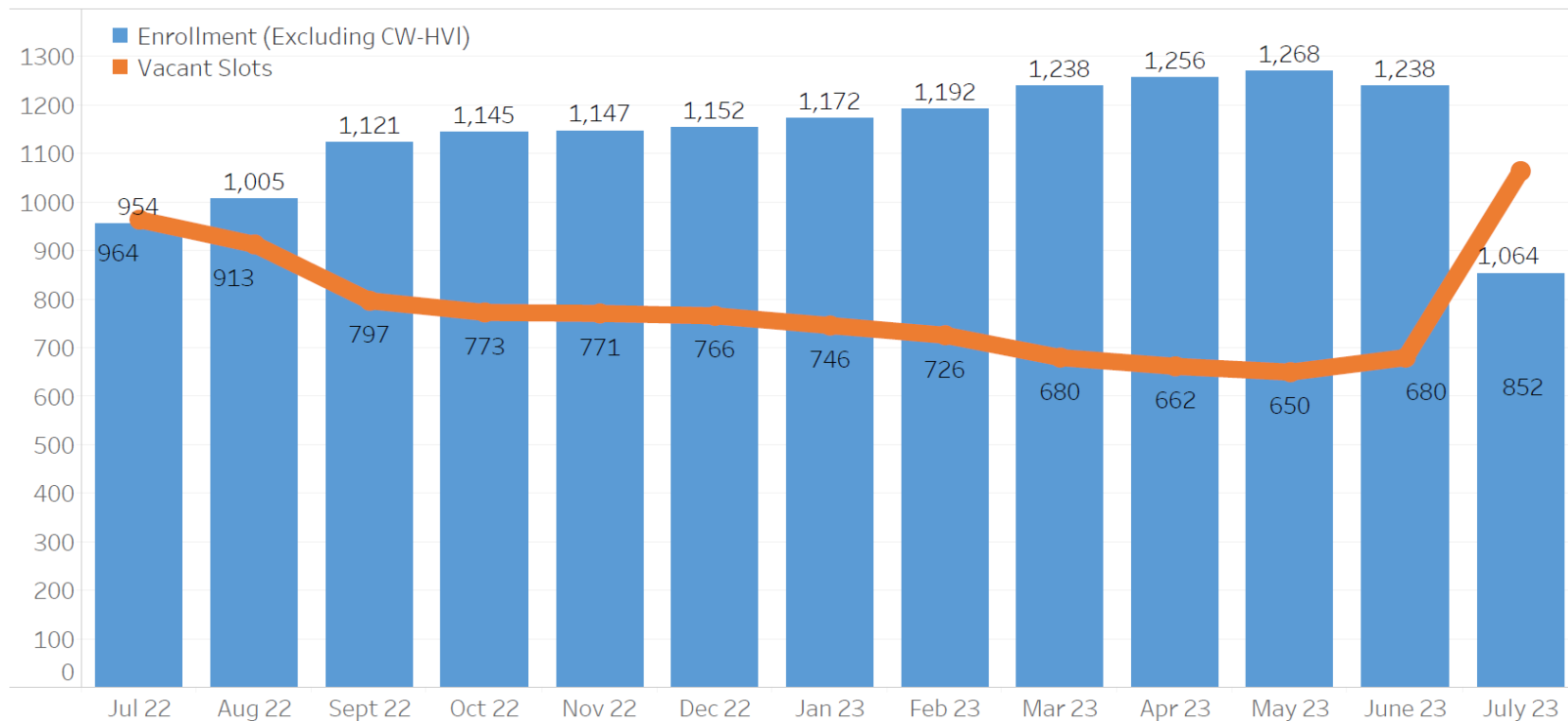
Childcare Vacancies Trend



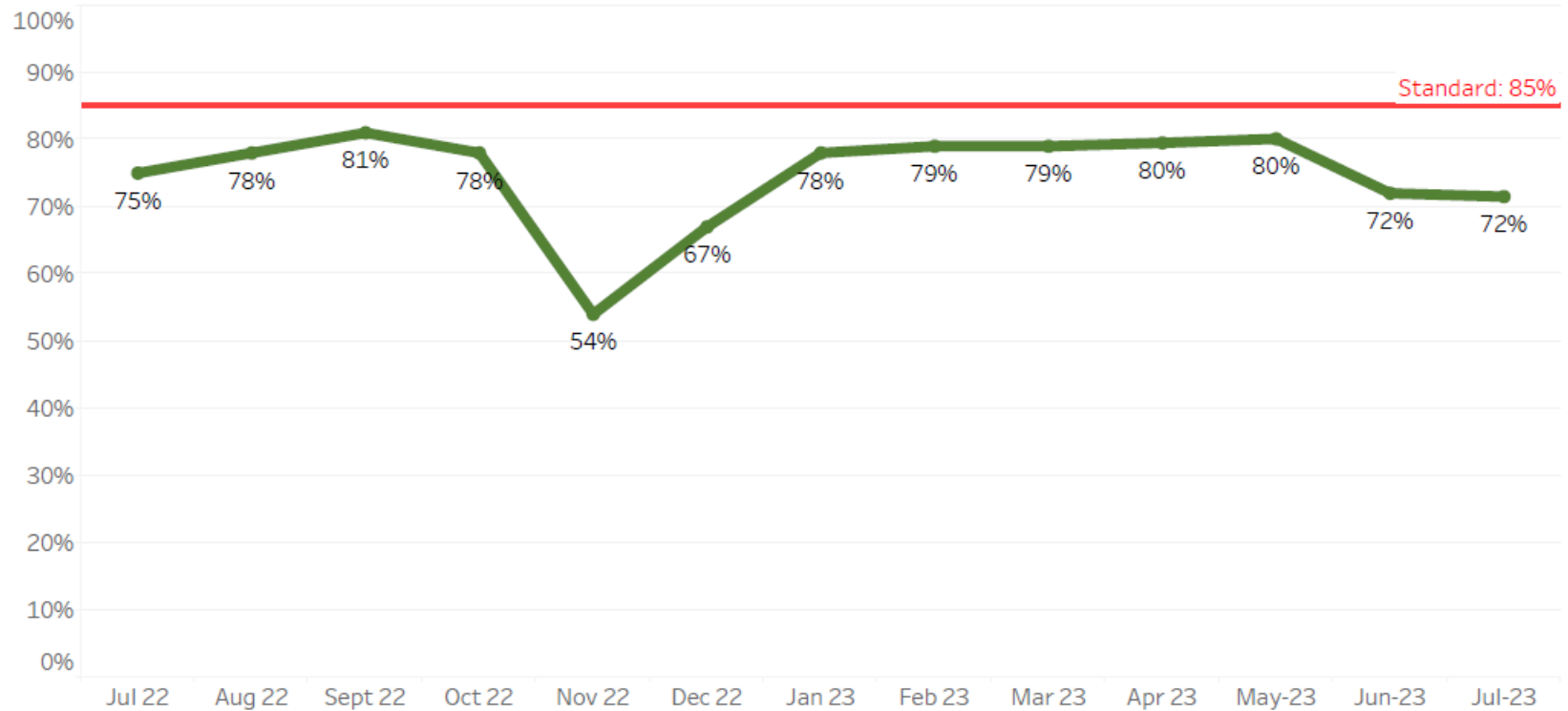
CONTRA COSTA COUNTY

EMPLOYMENT & HUMAN SERVICES

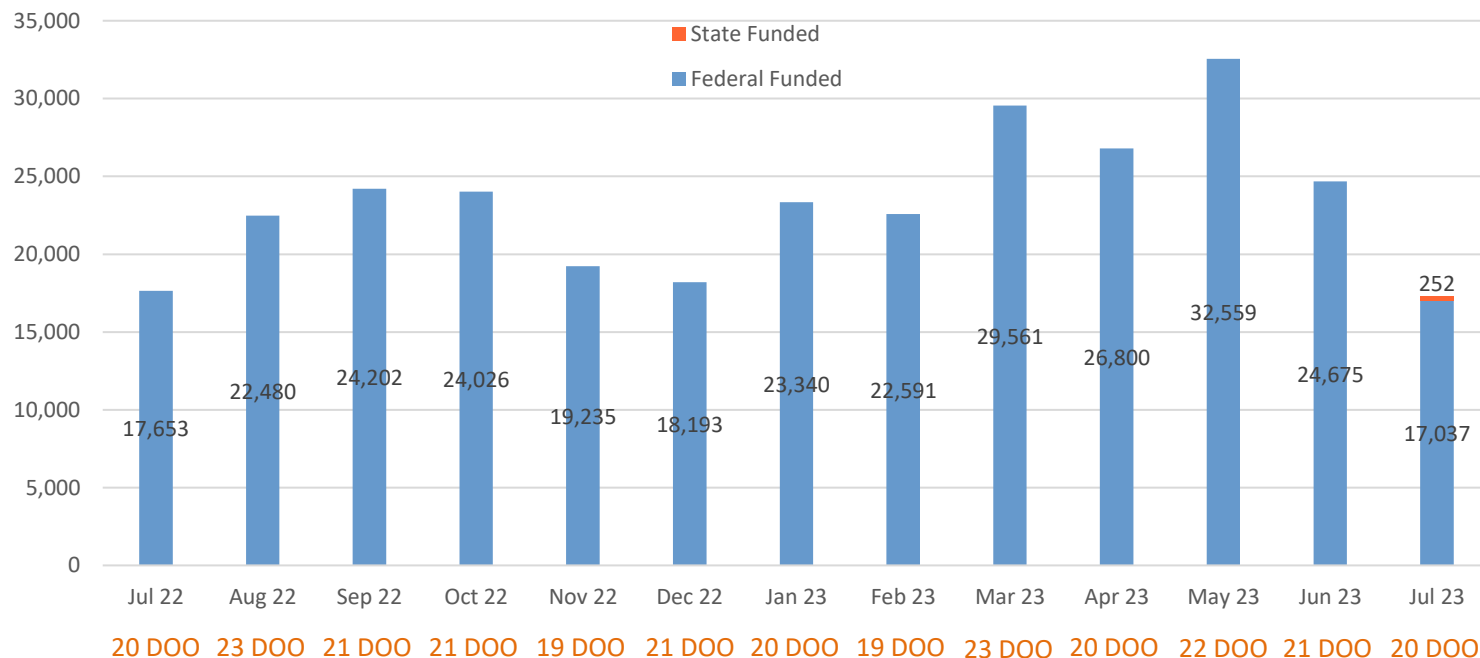
Enrollment and Vacant Slots



Attendance Rate



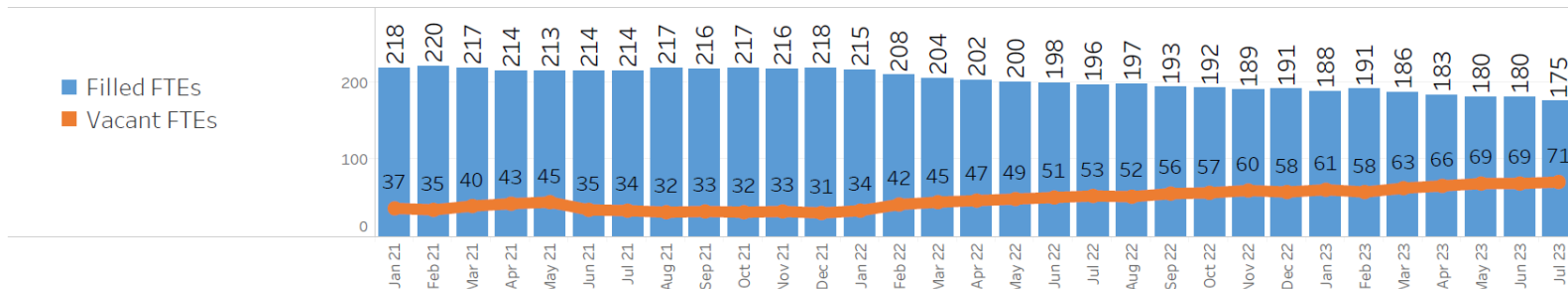
Meals and Snacks Served



Note: DOO = Days of Operation

Childcare Vacancies Trend

Filled vs Vacant FTEs 2021 - 2023



Vacant FTEs by Classification 2021 - 2023

	Jan 21	Feb 21	Mar 21	Apr 21	May 21	Jun 21	Jul 21	Aug 21	Sep 21	Oct 21	Nov 21	Dec 21	Jan 22	Feb 22	Mar 22	Apr 22	May 22	Jun 22	Jul 22	Aug 22	Sep 22	Oct 22	Nov 22	Dec 22	Jan 23	Feb 23	Mar 23	Apr 23	May 23	Jun 23	Jul 23
Associate Teacher-Project	7	7	6	7	7	4	3	3	4	4	3	3	4	7	8	10	12	13	18	19	18	18	18	18	17	17	17	17	17	17	14
Child Nutrition Assistant-Proj	1	1	1	1	1	1	1	1	1	1	1	1	1	1	1	1	1	1	1	1	1	1	1	1	1	1	1	1	1	1	1
Child Nutrt Fd Svc Trns-Prj	1	1	1	1	1	1	1	1	1	1	1	1	1	1	1	1	1	1	1	1	1	1	1	1	1	1	1	1	1	1	1
Child Nutrt Food Oper Supv-Prj	1	1	1	1	1	1	1	1	1	1	1	1	1	1	1	1	1	1	1	1	1	1	1	1	1	1	1	1	1	1	1
Clerk-Experienced Level	1	1	1	1	1	1	1	1	1	1	1	1	1	1	1	1	1	1	1	1	1	1	1	1	1	1	1	1	1	1	1
Comprehensive Svcs Asst Mgr-Pr	1	1	1	1	1	1	1	1	1	1	1	1	1	1	1	1	1	1	1	1	1	1	1	1	1	1	1	1	1	1	1
Comprehensive Svcs Man -Prj	1	1	1	1	1	1	1	1	1	1	1	1	1	1	1	1	1	1	1	1	1	1	1	1	1	1	1	1	1	1	1
Infant Toddler Assoc Tcher-Prj	1	1	1	1	1	1	1	1	1	1	1	1	1	1	1	1	1	1	1	1	1	1	1	1	1	1	1	1	1	1	1
Infant Toddler Teacher-Project	1	1	1	1	1	1	1	1	1	1	1	1	1	1	1	1	1	1	1	1	1	1	1	1	1	1	1	1	1	1	1
Inf/Tod Master Teacher-Prj	1	1	1	1	1	1	1	1	1	1	1	1	1	1	1	1	1	1	1	1	1	1	1	1	1	1	1	1	1	1	1
Intermediate Clerk-Prj	1	1	1	1	1	1	1	1	1	1	1	1	1	1	1	1	1	1	1	1	1	1	1	1	1	1	1	1	1	1	1
Master Teacher-Project	1	1	1	1	1	1	1	1	1	1	1	1	1	1	1	1	1	1	1	1	1	1	1	1	1	1	1	1	1	1	1
Senior Clerk-Project	1	1	1	1	1	1	1	1	1	1	1	1	1	1	1	1	1	1	1	1	1	1	1	1	1	1	1	1	1	1	1
Site Supervisor I-Project	1	1	1	1	1	1	1	1	1	1	1	1	1	1	1	1	1	1	1	1	1	1	1	1	1	1	1	1	1	1	1
Site Supervisor II - Project	1	1	1	1	1	1	1	1	1	1	1	1	1	1	1	1	1	1	1	1	1	1	1	1	1	1	1	1	1	1	1
Clerk-Specialist Level	4	4	5	6	6	6	7	6	6	7	7	7	9	10	11	11	11	12	13	11	11	11	11	11	11	12	13	13	12	12	14
Teacher-Project	4	4	5	6	6	6	7	6	6	7	7	7	9	10	11	11	11	12	13	11	11	11	11	11	11	12	13	13	12	12	14
Grand Total	37	35	40	43	45	35	34	32	33	32	33	31	34	42	45	47	49	51	53	52	56	57	60	58	61	58	63	66	69	69	71

CONTRA COSTA COUNTY

EMPLOYMENT & HUMAN SERVICES

Budget

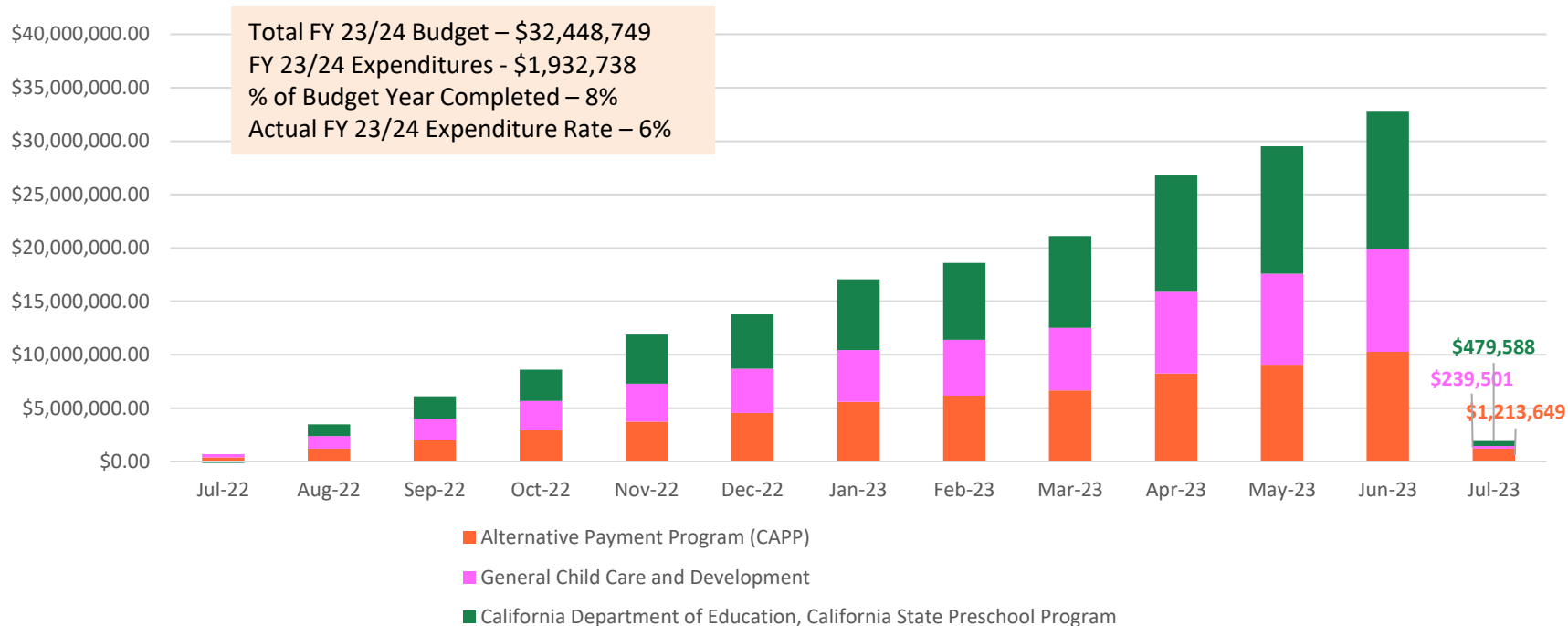
State Childcare Budget
Early Head Start / Head Start Budget
Credit Card Expenditures



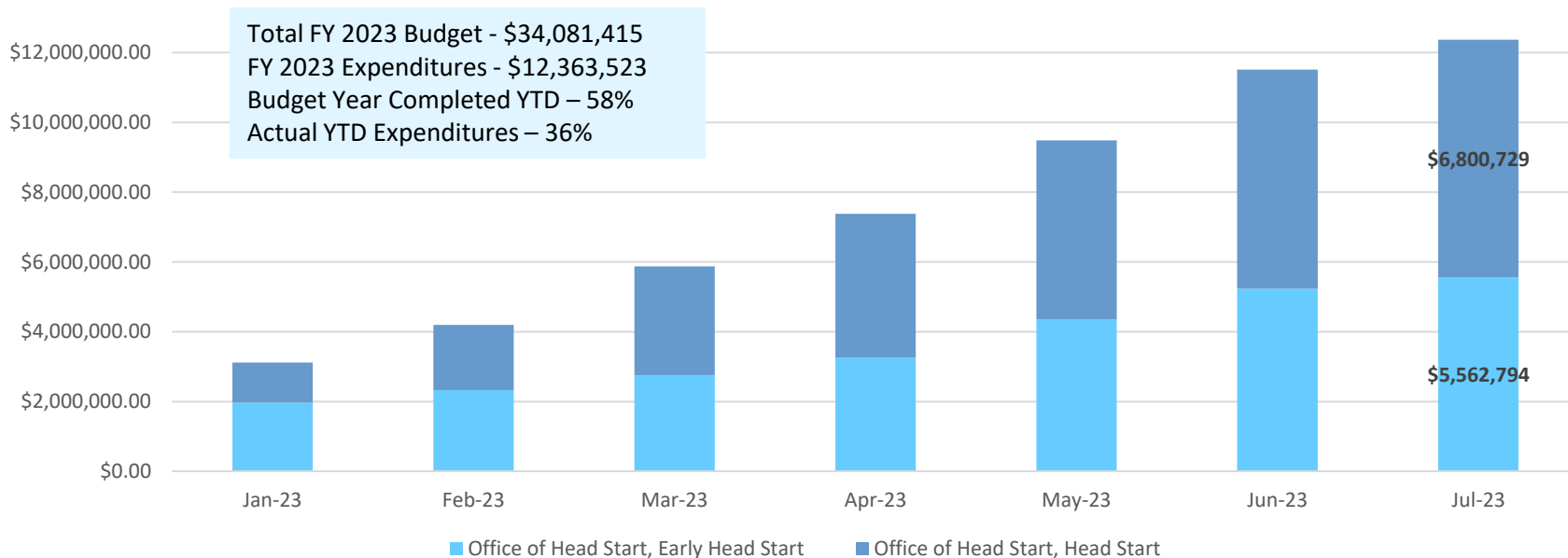
CONTRA COSTA COUNTY

EMPLOYMENT & HUMAN SERVICES

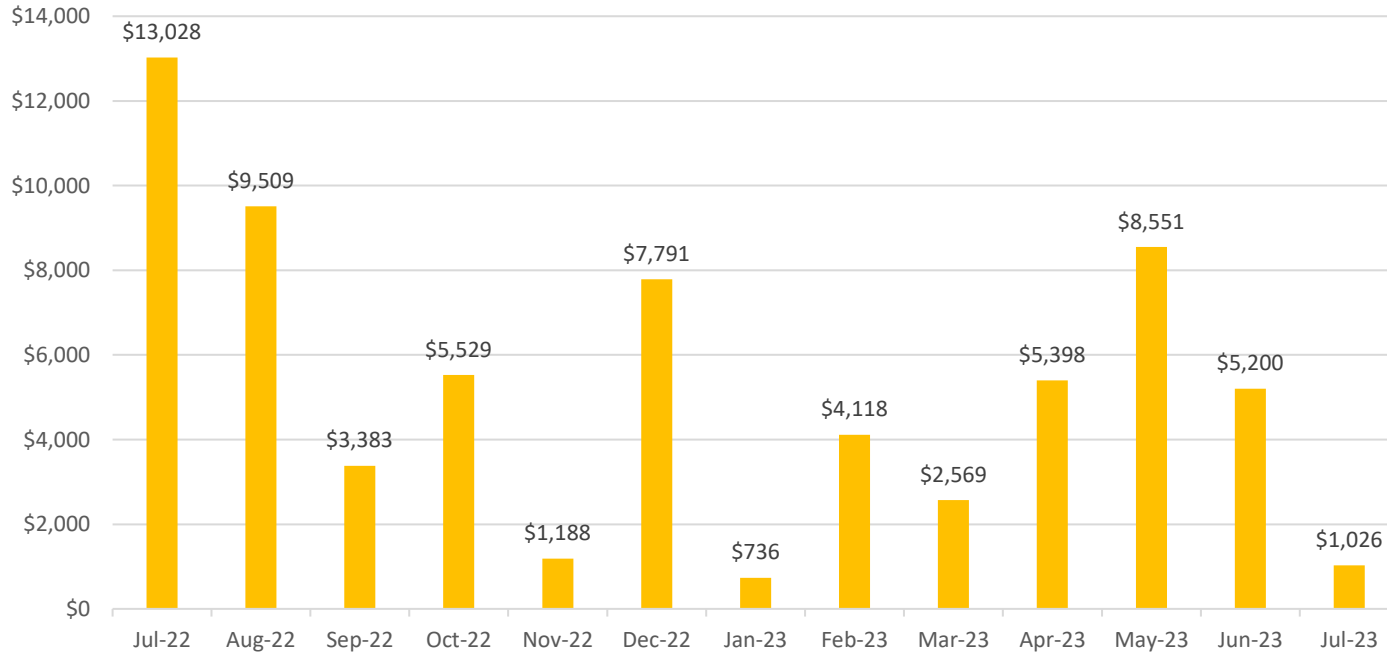
State Childcare Budget



Early Head Start / Head Start Budget



Credit Card Expenditures



Monitoring

Unusual Incidents
Semi-Annual Monitoring
QIP Follow-Up



1. Monitoring Report Executive Summary August 2023



CONTRA COSTA COUNTY

EMPLOYMENT & HUMAN SERVICES

Unusual Incidents

Reportable incidents as defined by the Office of Head Start (OHS)

OHS considers a “significant incident” to be any incident that results in serious injury or harm to a child, violates Head Start standards of conduct at 45 CFR §1302.90(c), or results in a child being left alone, unsupervised, or released to an unauthorized adult. A program must report all significant incidents affecting the health and safety of children with 7 days.

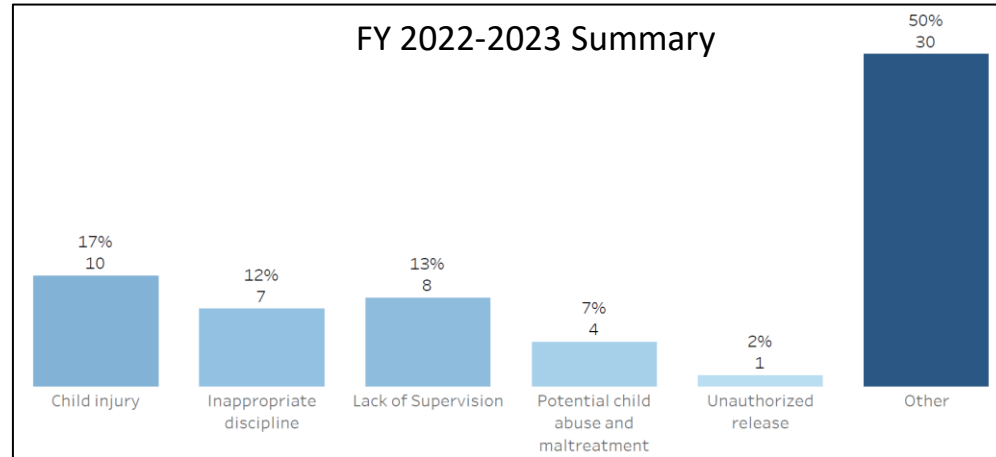
California Department of Social Services Community Care Licensing Citations

Type A: An immediate risk to the health, safety or personal rights of children in care.

Type B: If not corrected right away, may be a risk to the health, safety, and personal rights of the children in care.

1 Reportable Unusual Incidents-July 2023

Minor child injury. Family sought medical attention as a precaution which elevates the incident to a major injury.



Semi-Annual Monitoring

Monitoring Level	Monitoring Tool	Overall Compliance Period 1 Jul-Dec 2022	Overall Compliance Period 2 Jan-Jun 2023
Center Level Monitoring Tools	1. Daily Facility Safety Checklist	45%	97%
	2. Daily Teacher Playground Checklist	88%	98%
	3. Daily Health & Safety Classroom Checklist	96%	99.9%
	4. Monthly Playground Checklist	66%	99%
Content Area Level Monitoring Tools	5. Child Safety & Transition Monitoring	97%	98%
	6. CACFP Center Monitoring Review (Directly Operated Only)	95%	97%
	7. Health & Safety Checklist	48%	99%
	8. Onsite Content Area Monitoring Tool	94%	95%
	9. CEU Eligibility Monitoring Tool	83%	90%
	10. CEU Over Income Eligibility Monitoring Tool	83%	92%
	11. Senior Administrative Management (SAM) Tool	92%	98%

Semi-Annual Monitoring

Monitoring Level	Monitoring Tool	Overall Compliance Period 1 Jul-Dec 2022	Overall Compliance Period 2 Jan-Jun 2023
Agency Level Monitoring Tools	12. File Review: Need & Eligibility	93%	N/A
	13. File Review: Comprehensive Services	85%	N/A
	14. File Review: Education	91%	N/A
	15. Center Monitoring	N/A	93%
	16. Personnel Binder File Review	N/A	97%
	17. Infant/Toddler Environment Rating Scale (ITERS)	*Above 6	N/A
	18. Early Childhood Environmental Rating Scale (ECERS)	*Above 6	N/A
	19. Home Visiting Program	100%	100%
	20. Head Start Health & Safety Screener	91%	N/A
	21. Fidelity Review: Child Nutrition Unit Health & Safety Monitoring Tool	75%	100%
	22. Classroom Assessment Scoring System (CLASS)	*Above Average	N/A
	23. Curriculum Fidelity: Infant & Toddler	N/A	94%
	24. Curriculum Fidelity: Preschool	N/A	92%

Strengths Identified

- Shifted focus from “completion” to “compliance”
- Overall improvement in compliance rates across tools
- Positive interactions between teachers and children continues to trend highly across tools
- Ongoing professional development focused on health, safety and supervision is evident in the overall monitoring data
- Preventable non-compliances continued to decrease during Period 2.



CONTRA COSTA COUNTY

EMPLOYMENT & HUMAN SERVICES

Areas for Continued Improvement

- Increasing compliance for specific indicators in content area checklists
 - Parent Boards
 - Safe environments
 - Personnel binders
- Timeline for corrections of larger facility issues (i.e. rust)
 - This has shown a HUGE improvement toward the end of the monitoring period



CONTRA COSTA COUNTY

EMPLOYMENT & HUMAN SERVICES

QIP Follow-Up Review July 25-28, 2023



No	Service Area	Grant Number(s)	Compliance Level	Applicable Standards	Timeframe for Correction
1	Ongoing Monitoring and Continuous Improvement	09CH010862	Deficiency	302.102(b)(1)(i-iv)	120 days
2	Program Governance	09CH010862	Area of Noncompliance	642(c)(1)(E)(ii)	120 days
3	Safety Practices	09CH010862	Deficiency	1302.102(d)(1)(ii)	120 days
4	Safety Practices	09CH010862	Deficiency	1302.47(b)(5)(iii)	90 days*
5	Safety Practices	09CH010862	Deficiency	1302.90(c)	90 days*
6	Ongoing Fiscal Capacity	09CH010862	Deficiency	75.303(a)	120 days

* On August 1, 2022, the Regional Office of Head Start approved a 60-day extension, giving Contra Costa County a total of 90 days to correct and implement procedures in the Service Area of Safety Practices.

Corrected 2/9/23
Corrected 2/9/23



CONTRA COSTA COUNTY

EMPLOYMENT & HUMAN SERVICES

Region IX Communications

ACF-IM-HS-23-03

ACF-IM-HS-23-04



1. ACF-IM-HS-23-03

1. ACF-IM-HS-23-04



CONTRA COSTA COUNTY

EMPLOYMENT & HUMAN SERVICES

July 2023 Communications

1. **ACF-IM-HS-23-03** Treatment of Rebates, Refunds, Discounts, and Similar Cost Savings: Guidance on cost-saving measures and how the savings should be treated by the recipient toward the Head Start award (not relevant to us)
2. **ACF-IM-HS-23-04** Fiscal Year 2024 Monitoring Process for Head Start and Early Head Start Recipients: Updated process to conduct Federal Reviews (not relevant to us)

Current Events

August 2023
September 2023




CONTRA COSTA COUNTY

EMPLOYMENT & HUMAN SERVICES

August 2023 Events

Balboa Garden



CONTRA COSTA COUNTY

EMPLOYMENT & HUMAN SERVICES

September 2023 Events

Community Engagement at Los Nogales



Recommendation

ACCEPT the monthly update on the activities and oversight of the County's Childcare Program, APPROVE the 2022 Carryover Application, APPROVE the 2023 Grant Extension, and PROVIDE GUIDANCE on the 2024-2028 grant application (Marla Stuart, Employment & Human Services Director).



CONTRA COSTA COUNTY

EMPLOYMENT & HUMAN SERVICES