



# CONTRA COSTA COUNTY

## AGENDA

### Racial Justice Oversight Body

---

Wednesday, June 24, 2026

3:00 PM 1026 Escobar Street, #238/239, Martinez,  
CA 94553 |

<https://cccouny-us.zoom.us/j/873018222>

75 | Call-In: 214 765 0478 Dial: 2188046

---

#### Data subcommittee

Agenda Items: Items may be taken out of order based on the business of the day and preference of the Committee

Roll Call and Introductions

Public comment on any item under the jurisdiction of the Committee and not on this agenda (speakers may be limited to two minutes).

1. RECEIVE and APPROVE the Record of Action for the May 27, 2026 meeting of the Racial Justice Oversight Body Data Subcommittee, with any necessary corrections [26-2851](#)  
**Attachments:** [RJOB Data Subcommittee DRAFT Record of Action 05.27.2026](#)
2. REVIEW Contra Costa County Public Dashboard List [26-2852](#)  
**Attachments:** [CCC Public Dashboards](#)
3. REVIEW Data Walk Activity and Summary Report Draft [26-2853](#)  
**Attachments:** [Data Walk Write Up v.2](#)
4. DISCUSS Possible Data-related Recommendations and/or Budget Request Proposals for RJOB to Consider [26-2854](#)
5. DISCUSS any general updates from subcommittee members or ORESJ staff [26-2855](#)
6. REVIEW and ASSIGN actions items from today's meeting [26-2856](#)

The next meeting is currently scheduled for July 22, 2026.

Adjourn

The Committee will provide reasonable accommodations for persons with disabilities planning to attend the Committee meetings. Contact the staff person listed below at least 72 hours before the meeting. Any disclosable public records related to an open session item on a regular meeting agenda and distributed by the County to a majority of members of the Committee less than 96 hours prior to that meeting are available for public inspection at 1026 Escobar St., #2B, Martinez, CA 94553, during normal business hours. Staff reports related to items on the agenda are also accessible online at [www.contracosta.ca.gov](http://www.contracosta.ca.gov). If the Zoom connection malfunctions for any reason, the meeting may be paused while a fix is attempted. If the connection is not reestablished, the committee will continue the meeting in person without remote access. Public comment may be submitted via electronic mail on agenda items at least one full work day prior to the published meeting time.

For Additional Information Contact: Peter Kim, [peter.kim@oresj.cccounty.us](mailto:peter.kim@oresj.cccounty.us).



# CONTRA COSTA COUNTY

1025 ESCOBAR STREET  
MARTINEZ, CA 94553

## Staff Report

---

**File #:** 26-2851

**Agenda Date:** 6/24/2026

**Agenda #:** 1.

---

Meeting Date: June 24, 2026

Advisory Board: Racial Justice Oversight Body, Data Subcommittee

Subject: Record of Action

Presenter: Peter Kim

Contact: Peter Kim, [peter.kim@oresj.cccounty.us](mailto:peter.kim@oresj.cccounty.us) <<mailto:peter.kim@oresj.cccounty.us>>

### Information:

County Ordinance requires that each County body keep a record of its meetings. Though the record need not be verbatim, it must accurately reflect the agenda and the decisions made in the meetings.

### Referral History and Update:

Attached for the Subcommittee's consideration is the draft Record of Action (Meeting Minutes) for the Committee's May 27, 2026 meetings.

### Recommendation(s)/Next Step(s):

Staff recommends approving the Record of Action for the May 27, 2026 meetings of the Racial Justice Oversight Body Data Subcommittee, with any necessary corrections.

**Racial Justice Oversight Committee - Data Subcommittee**  
**DRAFT Record of Action for May 27, 2026**

**Attendance:**

Committee Members present: Chala Bonner (ACCE; Subcommittee Chair); Jeff Landau (Public Defender); Chief Melissa Klawuhn (Pinole PD); Shannon Ortland (Office of Ed); Dr. Sonia Sutherland (CCH); Melvin Willis (ACCE); Patrice Guillory (Probation) (online)

Non-subcommittee RJOB members: None

Absent: Matt Malone (Superior Court); Simon O’Connell (DA); Adalberto Garibay (Sheriff)

Staff Members present: Peter Kim, Kendra Carr (ORESJ)

**Roll Call Attendance/Introductions:** Subcommittee Chair Chala Bonner convened the meeting at 3:45 PM. 6 members present at start of meeting. Quorum was met. Additional member joined after start of meeting.

**Public Comment** on any item under the jurisdiction of the Committee and not on this agenda (speakers may be limited to two (2) minutes).

*No Comment.*

- 1. RECEIVE and APPROVE the Record of Action for the April 22, 2026 meetings of the Racial Justice Oversight Body Data Subcommittee, with any necessary corrections.**

Jeff: page 5, better to use spelling of “histogram”.

**Public Comment:**

*No comment.*

*Jeff Landau moved to receive and approve record of action. Melissa Klawuhn seconded. 7 voted yes (all who were present voted). Motion passed.*

- 2. DISCUSS the Sheriff Department’s Quarterly Report that took place on May 19, 2026**

Members discussed data collection methods, reporting limitations, and the need for additional context in Sheriff’s Office reports, including information on investigations, outcomes, and accountability measures. The group emphasized clearly documenting data sources and limitations, incorporating historical data where appropriate, and gathering feedback from new members and the Sheriff’s Office before revisiting recommendations at a future meeting. Members agreed that quarterly reports continue to provide valuable information beyond what is available in the dashboard.

**Public Comment:**

Licata: Maybe agencies can have pre-recorded tutorials helping folks to navigate their dashboards.

**3. REVIEW Data Walk Activity and Summary Report Draft**

Staff reviewed the attached memo and discussed findings, methodology, and opportunities to improve data presentation. Members recommended adding clearer summaries, contextual information, trend comparisons, and more accessible explanations of disparities. Discussion also focused on identifying priority areas for future analysis and recommendations to improve data collection, reporting, and transparency to support efforts to reduce racial disparities in the criminal legal system.

**Public Comment:**

*No comment.*

*No action required.*

**4. DISCUSS 2027 County Budget Proposal Process**

Members discussed reviewing any past BOS budget allocations for RJOB.

A lot of need for data analysis work, and potentially a role dedicated to staffing RJOB.

**Public Comment:**

*No comment.*

*No action required.*

**5. DISCUSS any general updates from subcommittee members or ORESJ staff**

Staff provided updates:

Discusses recent “Kowalczyk” Supreme Court decision. Made it very clear that you cannot hold in custody based on inability to pay; it is focusing on money bail and ensuring that people are not unnecessarily held. Reinforces the “Humphrey” decision from 2021.

Robert Wood Johnson Foundation (RWJF) Data Project Grant Proposal did not make it to the second round.

**6. REVIEW and ASSIGN actions items from today’s meeting.**

Next steps:

Receive feedback from all members, especially new members, on the recommendations for the quarterly report. Will revisit with Sheriff Office.

Receive feedback from all members, particularly line edits/language, on the summary memo.

**Public Comment:**

*No comment.*

*No action required.*

The next meeting is currently scheduled for June 24, 2026.

Meeting adjourned at 5:00 PM.



# CONTRA COSTA COUNTY

1025 ESCOBAR STREET  
MARTINEZ, CA 94553

## Staff Report

---

**File #:** 26-2852

**Agenda Date:** 6/24/2026

**Agenda #:** 2.

---

Meeting Date: June 24, 2026

Advisory Board: Racial Justice Oversight Body, Data Subcommittee

Subject: REVIEW Contra Costa County Public Dashboard List

Presenter: Chala Bonner (Chair)

Contact: Peter Kim, peter.kim@oresj.cccounty.us

**Information:**

Review the list of public facing dashboards, published by law enforcement agencies, to help guide the committee's recommendation for future data transparency efforts.

**Referral History and Update:**

This was an action item from the subcommittee's April meeting.

**Recommendation(s)/Next Step(s):**

n/a

**A list of cities in Contra Costa County and their respective online public dashboard or shared reports.**

*(NOTE: All are different. Some share demographic data, others share basic service reports and require a Public Records Request to obtain those records.)*

- Richmond - Crime Data | Richmond, CA - Official Website <https://share.google/lBxwaal61HOsDSDMU>
- San Pablo- Crime Maps | San Pablo, CA - Official Website <https://share.google/TMIg6TVECr3Rmsqgv>
- Pinole Police Department - Crime & Activity <https://share.google/PC9rh1d9L4Qy4ipqc>
- El Cerrito - recent crimes and arrests - Blotter | El Cerrito, CA - Official Website <https://share.google/LTQ3bbWmiNoDZZbNu>
- Hercules - Police Log | , CA <https://share.google/sxGnewJsp4gb93Dpm>
- Martinez - Daily Log & Crime Stats | Martinez, CA <https://share.google/vD9xBjkwqdlkg2x5l>
- Concord - Crime and Incident Data | Concord, CA <https://share.google/ojidJFX1gPPEU8ujv>
- Walnut Creek - Transparency Portal | Walnut Creek Police Department <https://share.google/ktz6EMa9RcdYcjwCx>
- Pittsburgh - Crime Statistics - NIBRS | City of Pittsburg <https://share.google/jzaBq6qAKCTX0z3FD>
- Antioch - Antioch PD - Crime & Activity <https://share.google/t2qop8cQZPnvbyJ4b>
- Brentwood - Brentwood Police Department - Crime <https://share.google/5DEYvgngdtT0bKMyO>
- San Ramon - Weekly Incident Summary - City of San Ramon <https://share.google/Dy8PHsx2f68MlOaH7>
- Clayton Police Department - **No current database since 2025** - Clayton police Archives - <https://share.google/Vt5XB4kRjr33B0igA>

**Contract Services with Sheriff's Department:**

- Contra Costa Sheriff's Portal <https://transparencyportal.so.cccounty.us/>
- Danville - Police Department Weekly Report | Danville, CA <https://share.google/f1jYXjFfuG8acL6sS>
- Lafayette - Police Services & Public Safety | City of Lafayette, CA <https://share.google/EikXWCFuKXuT1Qj1E>
- Orinda - <https://www.cityoforinda.gov/409/Traffic-Collision-Counter-Report>

**Probation** - Contra Costa - [https://contracostaprobation.ca.gov/public\\_dashboard.php](https://contracostaprobation.ca.gov/public_dashboard.php)



# CONTRA COSTA COUNTY

1025 ESCOBAR STREET  
MARTINEZ, CA 94553

## Staff Report

---

**File #:** 26-2853

**Agenda Date:** 6/24/2026

**Agenda #:** 3.

---

Meeting Date: June 24, 2026

Advisory Board: Racial Justice Oversight Body, Data Subcommittee

Subject: **REVIEW Data Walk Activity and Summary Report Draft**

Presenter: Chala Bonner (Chair)

Contact: Peter Kim, peter.kim@oresj.cccounty.us

### Information:

Review 2024 Racial and Identity Profiling Advisory (RIPA) data from the CA Department of Justice, 2023-2024 Court Statistics from the Judicial Council of California, 2015-2024 arrest data from the Department of Justice, 2026 Contra Costa County Probation, and the Federal Bureau of Investigation. Determine a timeline for the resulting summary report.

### Referral History and Update:

Subcommittee members discussed the possibility of reviewing the various data reports and sets during the September 24, 2025 meeting.

### Recommendation(s)/Next Step(s):

n/a



Contra Costa Racial Justice Oversight Body

## 2026 JUSTICE SYSTEM TREND ANALYSIS

## Table of Contents

|  |   |
|--|---|
| Table of Contents .....  | 1 |
| 2015-2024 Misdemeanor Arrest Rates: Contra Costa County .....  | 2 |
| 2015-2024 Felony Arrest Rates: Contra Costa County .....   | 4 |
| 2024 Racial and Identity Profiling Advisory (RIPA) Board Stop Data.....                                | 5 |
| References.....  | 7 |
| Appendix A: United States Census Bureau American Community Survey 1-Year Population<br>Estimates ..... | 0 |
| Appendix B: Contra Costa County Misdemeanor Arrest Statistics, 2015-2024 .....                         | 0 |
| Appendix C: Contra Costa County Felony Arrest Statistics, 2015-2024 .....                              | 1 |

## 2015-2024 Misdemeanor Arrest Rates: Contra Costa County

This data for Contra Costa County’s Misdemeanor Arrest Rates was accessed through the Department of Justice’s Open Justice tool. The data is reported on an annual basis by each law enforcement agency within Contra Costa County. Arrests are defined by the Department of Justice as follows:

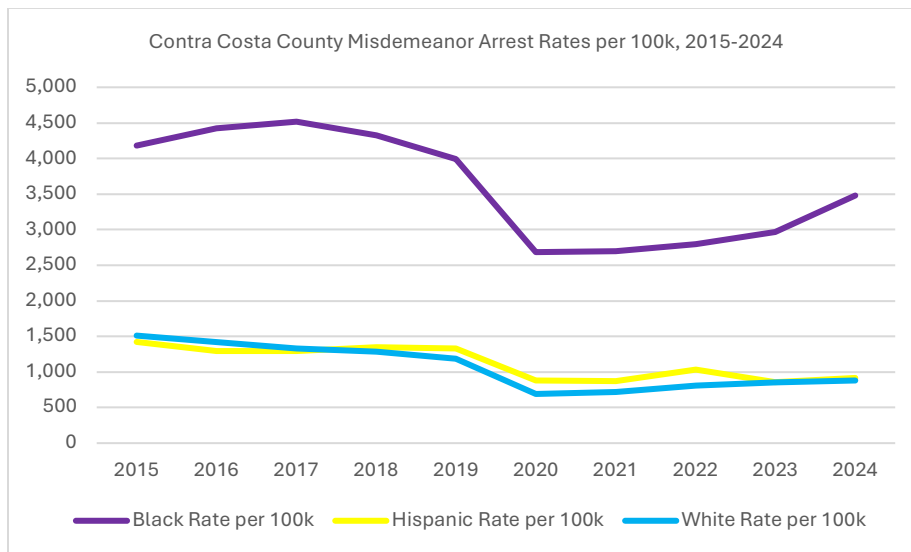
*“An arrest occurs when a person is taken into custody because a peace officer has reason to believe the person violated the law. Not all arrests result in persons being jailed. Arrestees may be released by the arresting agency, post bail, or be released on their own recognizance to appear in court at a later date. Some are issued citations, much like traffic tickets, which direct them to appear in court at a later date.”*

In order to analyze arrest trends more accurately over time, arrest counts were standardized using per capita rates. Per capita rates were calculated using the following formula:

$$\frac{\text{Number of Misdemeanor Arrests}}{\text{Population}} \times 100,000 = \text{Arrest Rate per 100,000 Residents}$$

Population estimates were obtained from the United States Census Bureau’s American Community Survey (ACS) 1-year estimates. The population estimates are included in Appendix A. These rates were then used to create a line chart illustrating changes in arrest rates and racial disparities over time:

*Figure 1: Misdemeanor per capita arrest rates across all Contra Costa County law enforcement agencies, by race, from 2015-2024.*



The initial analysis shows that misdemeanor arrest rates for White and Hispanic residents remained stable over the study period. In contrast, misdemeanor arrest rates for Black residents were substantially higher than those of White residents across all years analyzed. While arrest

rates declined sharply during the COVID-19 pandemic, rates for all groups began increasing again in recent years. This suggests a gradual return toward pre-pandemic levels. Further analysis was conducted to compare how misdemeanor arrest rates for Black and Hispanic residents changed relative to White residents over time.

To examine these differences, Risk Ratios were calculated. Risk Ratios measure the relative likelihood of one group experiencing an outcome (in this case, arrests) compared to a reference group. In this analysis, White residents were used as the reference group, meaning a Risk Ratio greater than 1 indicates that a group experienced higher arrest rates than White residents, while a value below 1 indicates lower arrest rates.

The following formula was used to calculate the Risk Ratios:

$$\text{Risk Ratio} = \frac{\text{Arrest Rate of Racial Group}}{\text{White Arrest Rate}}$$

For example:

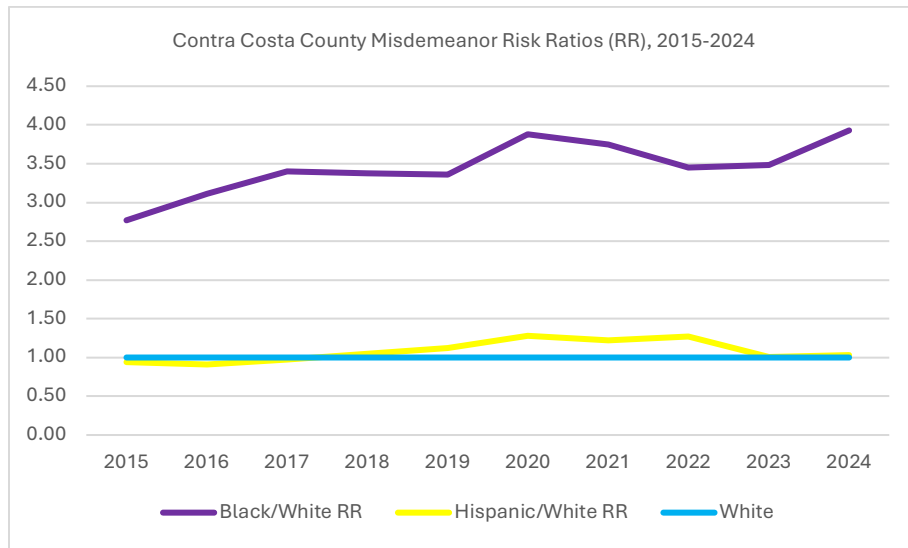
$$\frac{\text{Black Arrest Rate per 100,000}}{\text{White Arrest Rate per 100,000}}$$

and

$$\frac{\text{Hispanic Arrest Rate per 100,000}}{\text{White Arrest Rate per 100,000}}$$

The outcomes of the misdemeanor arrest Risk Ratio analysis are available in Appendix B. Below, a line chart is included in Figure 2 to analyze how Risk Ratios for Black and Hispanic residents changed over time. The chart illustrates that the disparity between Black and White misdemeanor arrest rates remained consistently high throughout the study period and generally increased over time. In contrast, the disparity between Hispanic and White misdemeanor arrest rates remained more stable.

Figure 2: Misdemeanor arrest rate Risk Ratios across all Contra Costa County law enforcement agencies, by race, from 2015-2024.

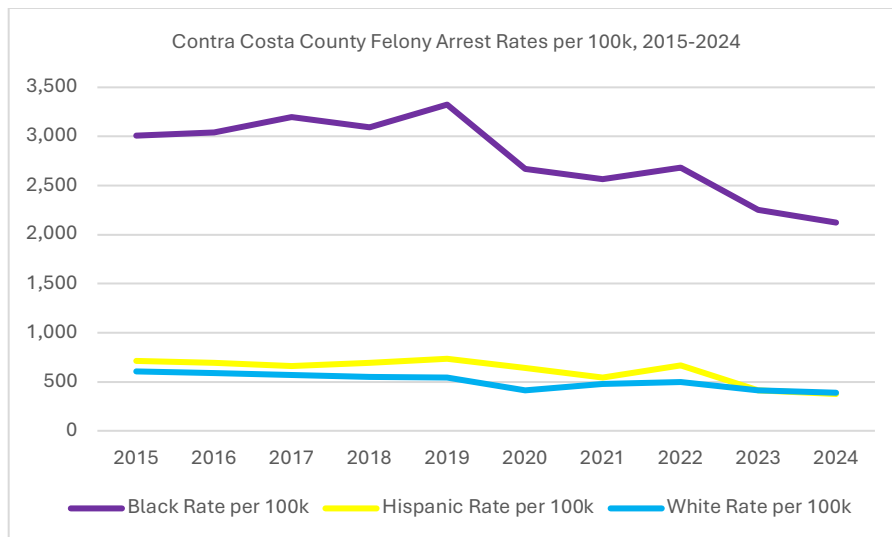


The Black-White misdemeanor arrest gap is increasing over time. This widening gap may be due to the overall arrest rates for Whites declining. The Racial Justice Oversight Body expects that arrests should decline for all races. We recommend further analysis to better understand the factors contributing to this trend, as the widening disparity is concerning.

### 2015-2024 Felony Arrest Rates: Contra Costa County

The same methodology used for misdemeanor arrest rates was also applied to felony arrest rates, including the calculation of per capita arrest rates and racial Risk Ratios using DOJ arrest data and ACS population estimates. The following chart illustrates changes in per capita felony arrest rates over time:

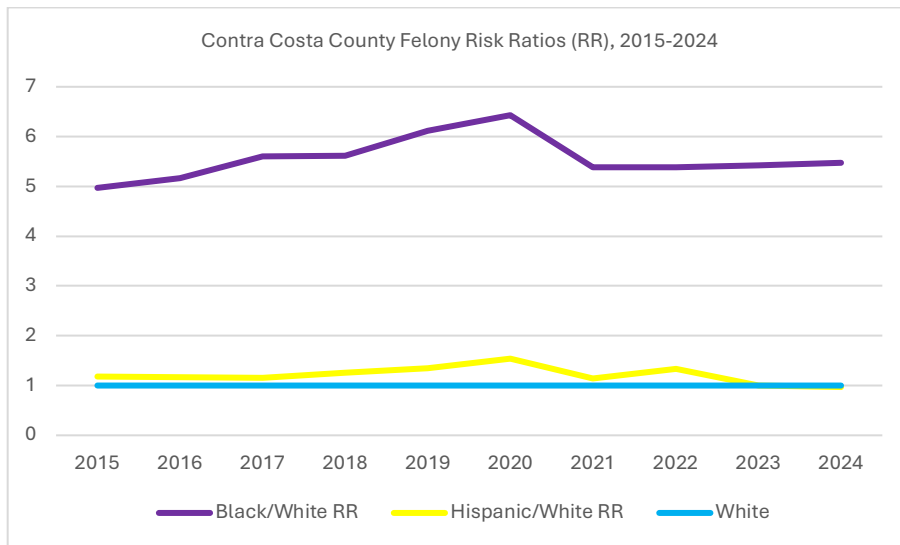
Figure 3: Felony per capita arrest rates across all Contra Costa County law enforcement agencies, by race, from 2015-2024.



Felony arrest rates declined across all racial groups between 2015 and 2024, though Black residents consistently experienced substantially higher rates than other groups. Further research is recommended to better understand why felony arrests are decreasing while misdemeanor arrests are increasing over the same period.

The following chart illustrates the Risk Ratios Black and Hispanic residents and how it changed over time.

Figure 4: Felony arrest rate Risk Ratios across all Contra Costa County law enforcement agencies, by race, from 2015-2024.



The Black-White felony arrest disparity remained consistently high throughout the study period and widened between 2015 and 2020 before stabilizing in later years. Hispanic-White risk ratios remained comparatively low and relatively stable over time. Similar to the trends for misdemeanors, we recommend further research on the widening felony arrest disparity gap and the factors contributing to these patterns.

## 2024 Racial and Identity Profiling Advisory (RIPA) Board Stop Data

In 2015, The California legislature passed the Racial and Identity Profiling Act, also known as AB 953. AB 953 has numerous provisions aimed at promoting equitable policing practices. Among its requirements, the law prohibits racial and identity profiling by law enforcement, mandates the collection and submission of data on all vehicle and pedestrian stops, and requires the Racial and Identity Profiling Advisory Board to conduct an annual analysis of statewide stop data.

In 2026, the RIPA Board published a report on the 2024 Stop Data. Although the report does not analyze county-specific policing trends, the data is available on the Department of Justice’s website for the public to access.

For this report, the subcommittee analyzed “Total Stops by Race” and stops that included “Use of Force” for Contra Costa County.

The report defines the following actions by peace offices as “Use of Force”:

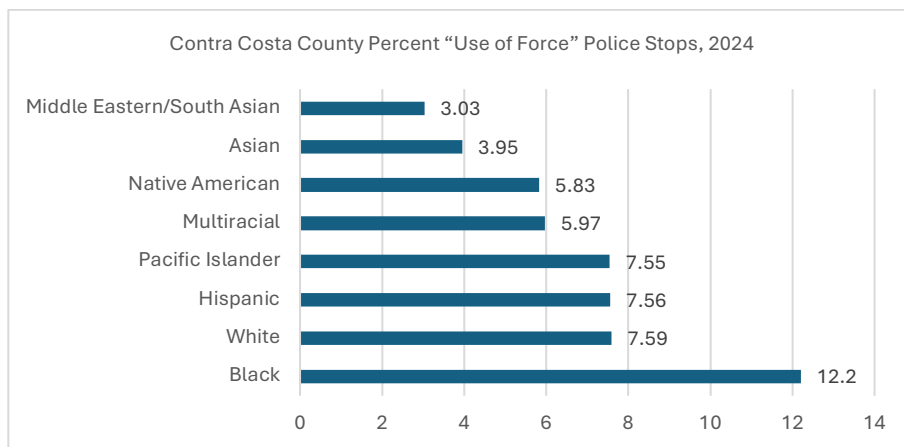
- baton or other impact weapon drawn
- baton or other impact weapon used or other object (including firearm) to strike or prod
- chemical spray used, electronic control device pointed at person or sparked
- electronic control device used in drive-stun mode
- electronic control device used in dart mode
- firearm unholstered, firearm pointed at person
- firearm discharged, impact projectile weapon pointed at person
- impact projectile discharged or used, peace officer's canine removed from patrol vehicle to gain compliance and/or for purposes of apprehension
- peace officer's canine bit or held person, and
- person removed from vehicle by physical contact.

“Use of Force” stops were analyzed by dividing the number of stops in which force was used by the total number of stops for each racial group. The result was then multiplied by 100 to express the rate as a percentage.

$$\text{Percent Use of Force} = \frac{\text{Number of Stops Involving Force for Race X}}{\text{Total Number of Stops for Race X}} \times 100$$

The following chart shows the percent “Use of Force” for each race.

*Figure 5: Use of Force Rates Across all Contra Costa County law enforcement agencies, by race, 2024*



The results show that officers are more likely to use force during stops involving Black individuals. The disparity is significant, while officers use force in about 12.2% of stops involving a Black individual, force is used in about 7.6% of stops involving White and Latino individuals, a 4.6% difference. Middle Eastern/South Asian and Asian individuals had the lowest reported rates at 3% and 4% respectively. Further analysis is needed to better understand the factors contributing to these disparities, including differences in stop circumstances.

## References

California Department of Justice. (2026). *Arrests*. OpenJustice. <https://openjustice.doj.ca.gov/exploration/crime-statistics/arrests>

California Department of Justice. (2026). *The Racial and Identity Profiling Act of 2015 (AB 953)*. Office of the Attorney General. <https://oag.ca.gov/ab953>

California Department of Justice. (2026). *2026 report of the California Racial and Identity Profiling Advisory Board*. Office of the Attorney General. <https://oag.ca.gov/system/files/media/ripa-board-report-2026.pdf>

U.S. Census Bureau. (2026). *Race and Hispanic or Latino origin (Table B03002), 2015–2024 American Community Survey 1-year estimates*. <https://data.census.gov/table/ACSDT1Y2024.B03002?q=B03002>

## Appendix A: United States Census Bureau American Community Survey 1-Year Population Estimates

| Race   | 2015   | 2016   | 2017   | 2018   | 2019   | 2020   | 2021   | 2022   | 2023   | 2024   |
|--------|--------|--------|--------|--------|--------|--------|--------|--------|--------|--------|
| White  | 505074 | 502828 | 500221 | 494370 | 489677 | 489135 | 462252 | 444489 | 432652 | 425412 |
| Black  | 97762  | 93005  | 89378  | 98242  | 99615  | 94463  | 97612  | 96166  | 89726  | 87183  |
| Latino | 285026 | 288713 | 294584 | 297255 | 300420 | 295791 | 310805 | 311808 | 321243 | 331100 |

## Appendix B: Contra Costa County Misdemeanor Arrest Statistics, 2015-2024

| Year | Black Rate per 100k | Hispanic Rate per 100k | White Rate per 100k | Black/White RR | Hispanic/White RR |
|------|---------------------|------------------------|---------------------|----------------|-------------------|
| 2015 | 4,179               | 1,422                  | 1,511               | 2.77           | 0.94              |
| 2016 | 4,426               | 1,295                  | 1,422               | 3.11           | 0.91              |
| 2017 | 4,517               | 1,295                  | 1,330               | 3.4            | 0.97              |
| 2018 | 4,329               | 1,345                  | 1,282               | 3.38           | 1.05              |
| 2019 | 3,988               | 1,331                  | 1,187               | 3.36           | 1.12              |
| 2020 | 2,684               | 884                    | 691                 | 3.88           | 1.28              |
| 2021 | 2,696               | 876                    | 719                 | 3.75           | 1.22              |
| 2022 | 2,795               | 1,031                  | 809                 | 3.45           | 1.27              |
| 2023 | 2,968               | 857                    | 852                 | 3.48           | 1.01              |
| 2024 | 3,482               | 913                    | 885                 | 3.93           | 1.03              |

## Appendix C: Contra Costa County Felony Arrest Statistics, 2015-2024

| Year | Black Rate per 100k | Hispanic Rate per 100k | White Rate per 100k | Black/White RR | Hispanic/White RR |
|------|---------------------|------------------------|---------------------|----------------|-------------------|
| 2015 | 3,006               | 714                    | 605                 | 4.97           | 1.18              |
| 2016 | 3,043               | 691                    | 589                 | 5.16           | 1.17              |
| 2017 | 3,195               | 660                    | 570                 | 5.6            | 1.16              |
| 2018 | 3,094               | 692                    | 551                 | 5.61           | 1.26              |
| 2019 | 3,324               | 734                    | 543                 | 6.12           | 1.35              |
| 2020 | 2,670               | 640                    | 415                 | 6.43           | 1.54              |
| 2021 | 2,563               | 541                    | 477                 | 5.38           | 1.14              |
| 2022 | 2,682               | 664                    | 498                 | 5.38           | 1.33              |
| 2023 | 2,253               | 414                    | 415                 | 5.42           | 1                 |
| 2024 | 2,122               | 375                    | 388                 | 5.47           | 0.97              |



# CONTRA COSTA COUNTY

1025 ESCOBAR STREET  
MARTINEZ, CA 94553

## Staff Report

---

**File #:** 26-2854

**Agenda Date:** 6/24/2026

**Agenda #:** 4.

---

Meeting Date: June 24, 2026

Advisory Board: Racial Justice Oversight Body, Data Subcommittee

Subject: DISCUSS Possible Data-related Recommendations and/or Budget Request Proposals for RJOB to Consider

Presenter: Chala Bonner (Chair)

Contact: Peter Kim, [peter.kim@oresj.cccounty.us](mailto:peter.kim@oresj.cccounty.us)

### Information:

The Subcommittee will discuss RJOB and Data Subcommittee objectives, and how budget requests align with those priorities.

### Referral History and Update:

This was introduced during May's RJOB Full Body meeting.

### Recommendation(s)/Next Step(s):

n/a



# CONTRA COSTA COUNTY

1025 ESCOBAR STREET  
MARTINEZ, CA 94553

## Staff Report

---

**File #:** 26-2855

**Agenda Date:** 6/24/2026

**Agenda #:** 5.

---

Meeting Date: June 24, 2026

Advisory Board: Racial Justice Oversight Body, Data Subcommittee

Subject: DISCUSS any general updates from subcommittee members or ORESJ staff.

Presenter: Chala Bonner (Chair)

Contact: Peter Kim, [peter.kim@oresj.cccounty.us](mailto:peter.kim@oresj.cccounty.us)

### Information:

This is an opportunity for subcommittee members to share updates that may not be listed on the agenda.

### Referral History and Update:

This is a standing discussion item.

### Recommendation(s)/Next Step(s):

n/a



# CONTRA COSTA COUNTY

1025 ESCOBAR STREET  
MARTINEZ, CA 94553

## Staff Report

---

**File #:** 26-2856

**Agenda Date:** 6/24/2026

**Agenda #:** 6.

---

Meeting Date: June 24, 2026

Advisory Board: Racial Justice Oversight Body, Data Subcommittee

Subject: REVIEW and ASSIGN actions items from today's meeting.

Presenter: Chala Bonner (Chair)

Contact: Peter Kim, [peter.kim@oresj.cccounty.us](mailto:peter.kim@oresj.cccounty.us)

### Information:

Review all actions items that were assigned and discussed during today's meeting.

### Referral History and Update:

This discussion item was added as a result of the new meeting logistics determine by subcommittee chairs during the RJOB Committee Chair Planning Meeting on July 1<sup>st</sup>, 2025.

### Recommendation(s)/Next Step(s):

n/a