

Department of Conservation and
Development (DCD)

Status Updates on Measure X-Funded Programs (FY 22/23 and 23/24)

November 2023



1) Housing Fund
\$22,600,000



2) Accessible
Transportation Strategic
Plan
\$2,870,000



3) Illegal Dumping
Initiative
\$1,230,000



4) Climate Equity
and Resilience
\$1,025,000

Jointly Administered by DCD and
Contra Costa Health Services

Measure X Housing Fund

October 2023

Measure X



Measure X Housing Fund

Information

Year One Allocation: \$10,000,000

Year Two Allocation: \$12,600,000

Expenditures to Date: Contractors have begun to incur costs

Encumbered to Date: \$10,000,000

Board of Supervisors recently approved awarding the \$10M of Year One funds to affordable housing developers (\$6.5M on May 9) and service providers (\$3.5M on June 13, 2023).

Status: Ongoing

Funds Committed and Leveraged

- All the \$10M in Year One funds have been committed
- The \$12.6M in Year Two funds will be committed by June 30, 2024
- Every dollar of Year One MX Housing Funds has leveraged \$27.50 from other sources.
- Significantly more funding was requested than was available.

Accomplishments

- The Year One RFP processes for housing capital projects and for housing-related/homelessness response services were completed in May and June 2023.
- The Board approved \$6.5M for four affordable housing projects to construct 312 new rental units affordable to extremely low, very low, and low-income households.
- The Board approved \$3.5M to 13 service providers to provide various homelessness crisis response and prevention services, including tenant legal services.
- RFP process for Year Two MX Housing Funds (capital projects) began in October 2023.

Next Steps

Measure X Housing Funds

Housing Capital Projects

Capital projects awarded Year One MX Housing Funds are in the process of finalizing remaining financing. Staff will return to the Board to approve legal/loan documents for each respective capital project as they approach construction close.

RFP process for Year Two MX Housing Funds started on October 12, 2023, and an RFP Technical Assistance Meeting was held on November 2, 2023.

Housing Services Projects

Contracts are being executed and service projects have begun implementation.



Measure X Housing Fund: Awarded Housing Development Projects



Tree-lined, walkable
pedestrian streetscape
(CIR 2.1/3.1)

Active Street Frontage
w/Ground Floor Uses,
Doors & Windows (LU 1.5)

Human Scale Building
Elements (Obj. 4)

Activate Public Realm with
Pedestrian Amenities (LU 2.9)

- Preliminary - 12

Anton San Ramon

Location: San Ramon

Funds Awarded: **\$2,000,000**
(Combined with CA-LHT Funds)

Total Project Cost: \$85.7M

Total # of Affordable Units: **129**
(For 30% - 80% AMI HHs)

Funds Leveraged: \$41.86 per \$1



PYATOK

VAN METER
WILLIAMS
POLLACK

EINWILLER KUEHL
LANDSCAPE ARCHITECTURE

El Cerrito Plaza BART Station Development

Mayfair Affordable Housing

Location: El Cerrito

Funds Awarded: **\$4,197,500**
(Combined with CA-LHT Funds)

Total Project Cost: \$73.1M

Total # of Affordable Units: **68**
(For 30%-60% AMI HHs)

Funds Leveraged: \$16.42 per \$1



Legacy Court

Location: Richmond

Funds Awarded: **\$1,421,000**
(Combined with CA -LHT Funds)

Total Project Cost: \$40.9M

Total # of Affordable Units: **42**
(For 30%-50% AMI HHs)

Funds Leveraged: \$27.80 per \$1



El Cerrito Plaza BART TOD

Location: El Cerrito

Funds Awarded: **\$2,000,000**
(Combined with CA-LHT Funds)

Total Project Cost: \$71.4M

Total # of Affordable Units: **69**
(For 30%-50% AMI HHs)

Funds Leveraged: \$34.71 per \$1

Measure X Housing Fund

Funding for homelessness prevention & homeless crisis response solutions

- Distributed \$3.5 million for homelessness prevention, legal services, rental assistance & crisis response solutions
- Leveraged an additional \$11,306,272 from:
 - Department of Housing Urban Development (through Coordinated Entry Grant)
 - California Department of Social Services (Calworks grant via EHSD)
 - California Interagency Council on Homelessness (HHAP round 3)
 - Department of Healthcare Services (HHIP via CCHP)
 - Contra Costa Health Services general fund



**13 grants awards
totaling \$3.5M**

Agency	Total project request	Measure X ¹	Coordinated Entry	HHAP ²	CalWORKS	HHIP ³	Health Services Funds	Total
			Additional funding sources available through H3					
Bay Area Community Resources	\$ 899,639.50	\$ -	\$ -	\$ 616,495.37	\$ -	\$ -	\$ -	\$ 616,495.37
Bay Area Community Services	\$ 5,696,944.00	\$ 1,940,000.00	\$ -	\$ 2,559,230.17	\$ -	\$ 500,000.00	\$ -	\$ 4,999,230.17
Caminar	\$ 3,433,960.00	\$ -	\$ -	\$ 400,000.00	\$ -	\$ -	\$ -	\$ 400,000.00
Catholic Charities	\$ 1,241,836.00	\$ 125,000.00	\$ -	\$ 600,000.00	\$ -	\$ -	\$ -	\$ 725,000.00
Community Villages + Glo's Independent Living	\$ 99,999.00	\$ -	\$ -	\$ -	\$ -	\$ -	\$ -	\$ -
Community Villages	\$ 99,999.00	\$ -	\$ -	\$ -	\$ -	\$ -	\$ -	\$ -
California Portsmouth Square Association	\$ 241,087.20	\$ 10,000.00	\$ -	\$ -	\$ -	\$ -	\$ -	\$ 10,000.00
Greater Richmond Interfaith Program	\$ 538,500.00	\$ 135,000.00	\$ 200,000.00	\$ -	\$ -	\$ -	\$ 75,000.00	\$ 410,000.00
Healthy and Active Before 5	\$ 30,000.00	\$ -	\$ -	\$ -	\$ -	\$ -	\$ -	\$ -
Hope Solutions	\$ 5,338,231.00	\$ 200,000.00	\$ 650,000.00	\$ 1,242,790.20	\$ 2,160,587.00	\$ -	\$ -	\$ 4,253,377.20
Housing Consortium of the East Bay	\$ 150,000.00	\$ -	\$ -	\$ -	\$ -	\$ -	\$ -	\$ -
The Hume Center	\$ 761,230.76	\$ 150,000.00	\$ -	\$ -	\$ -	\$ -	\$ -	\$ 150,000.00
Loaves and Fishes	\$ 258,096.00	\$ -	\$ -	\$ -	\$ -	\$ -	\$ -	\$ -
Lao Family Community Development	\$ 1,022,288.00	\$ 400,000.00	\$ -	\$ 527,169.43	\$ -	\$ -	\$ -	\$ 900,000.00
Michael Galloway	\$ -	\$ -	\$ -	\$ -	\$ -	\$ -	\$ -	\$ -
Monument Crisis Center	\$ 500,000.00	\$ -	\$ -	\$ -	\$ -	\$ -	\$ -	\$ -
Restore Hope Dignity Life	\$ -	\$ -	\$ -	\$ -	\$ -	\$ -	\$ -	\$ -
Richmond Tiny House Pilot	\$ 99,979.00	\$ 65,000.00	\$ -	\$ -	\$ -	\$ -	\$ -	\$ 65,000.00
Root and Rebound	\$ 99,391.60	\$ 60,000.00	\$ -	\$ -	\$ -	\$ -	\$ -	\$ 60,000.00
Sara Kerr	\$ -	\$ -	\$ -	\$ -	\$ -	\$ -	\$ -	\$ -
Shelter Inc.	\$ 3,000,000.00	\$ -	\$ -	\$ 500,000.00	\$ -	\$ -	\$ 75,000.00	\$ 575,000.00
Safe Organized Spaces Richmond	\$ 99,880.00	\$ -	\$ -	\$ -	\$ -	\$ -	\$ -	\$ -
STAND!	\$ 100,612.68	\$ 101,000.00	\$ -	\$ -	\$ -	\$ -	\$ -	\$ 101,000.00
Support for Recovery	\$ 99,854.00	\$ -	\$ -	\$ -	\$ -	\$ -	\$ -	\$ -
St. Vincent de Paul	\$ 589,269.60	\$ -	\$ -	\$ -	\$ -	\$ -	\$ -	\$ -
The Congress of Neutrals	\$ 239,250.00	\$ -	\$ -	\$ -	\$ -	\$ -	\$ -	\$ -
Trinity Center ⁴	\$ 267,800.00	\$ 65,000.00	\$ 200,000.00	\$ -	\$ -	\$ -	\$ -	\$ 265,000.00
White Pony Express	\$ 150,000.00	\$ 150,000.00	\$ -	\$ -	\$ -	\$ -	\$ -	\$ 150,000.00
Winter Nights	\$ 98,201.00	\$ 99,000.00	\$ -	\$ -	\$ -	\$ -	\$ -	\$ 99,000.00
Total	\$ 24,956,048.34	\$ 3,500,000.00	\$ 1,050,000.00	\$ 6,445,685.17	\$ 2,160,587.00	\$ 500,000.00	\$ 150,000.00	\$ 13,806,272.17

¹Measure X recommendations are tentative pending approval from the Board of Supervisors; ² [Homeless, Housing, Assistance, and Prevention Program](#); ³ [Housing and Homelessness Incentive Program](#); ⁴Revised

Accessible Transportation Strategic Plan (ATSP)

Implementation Funded by Measure X

A Collaborative Project Led by the Contra Costa
Transportation Authority & Contra Costa County



CONTRA COSTA
transportation
authority



CONTRA COSTA
COUNTY, CALIFORNIA

Accessible Transportation Strategic Plan (ATSP): Summary



Accessible Transportation Strategic Plan

- ◎ Finalized in 2021
- ◎ Addresses longstanding elder & disabled mobility – equity issues
- ◎ Developed with significant outreach and public/NGO collaboration
- ◎ Identified weakness: lack of funding
- ◎ Two broad improvements: new programs/services, and systemic fixes

Transportation Innovation

The National Aging and Disability Transportation Center recently selected the CCTA/CC County ATSP collaboration to be highlighted as a Transportation Innovation in a compilation of best practices.



ATSP Progress Summary

- ◎ **Low-Income Fare Subsidy Program:** Completed Pilot
- ◎ **One Seat Ride Program:** Conducted significant analysis and outreach to expand One Seat Ride Program
- ◎ **Coordinating Entity:** Conducted significant coordination, research, and outreach.
- ◎ **West County Medical Trip Pilot:** Project planning underway.

ATSP: Low Income Fare Subsidy Program

Paratransit riders using Tri Delta Transit services may be eligible for FREE paratransit rides!

The East County Ticket Program

Households eligible for assistance programs should call 211 in Contra Costa County to see if they qualify

If information is needed in another language, please contact 1-925-754-8622.
如果需要其他語言的信息，請聯繫 1-925-754-8622.
Kung kailangan ng impormasyon sa ibang wika, mangyaring makipag-ugnayan sa 1-925-754-8622

The East County Low Income Ticket Program is paid for by Contra Costa County Measure X Funding; Low income = less than 30% of area median income
Pilot program lasts Apr-Sep 2023 or until program funds are expended

CONTRA COSTA transportation authority
CONTRA COSTA COUNTY, CALIFORNIA
CONTRA COSTA CRISIS CENTER
TRI DELTA TRANSIT

What We've Heard from Participants

"This is an excellent program, and I would like to see it extended or to become permanent."

"I am very grateful for the program."

"I wish that County Connection would do this."

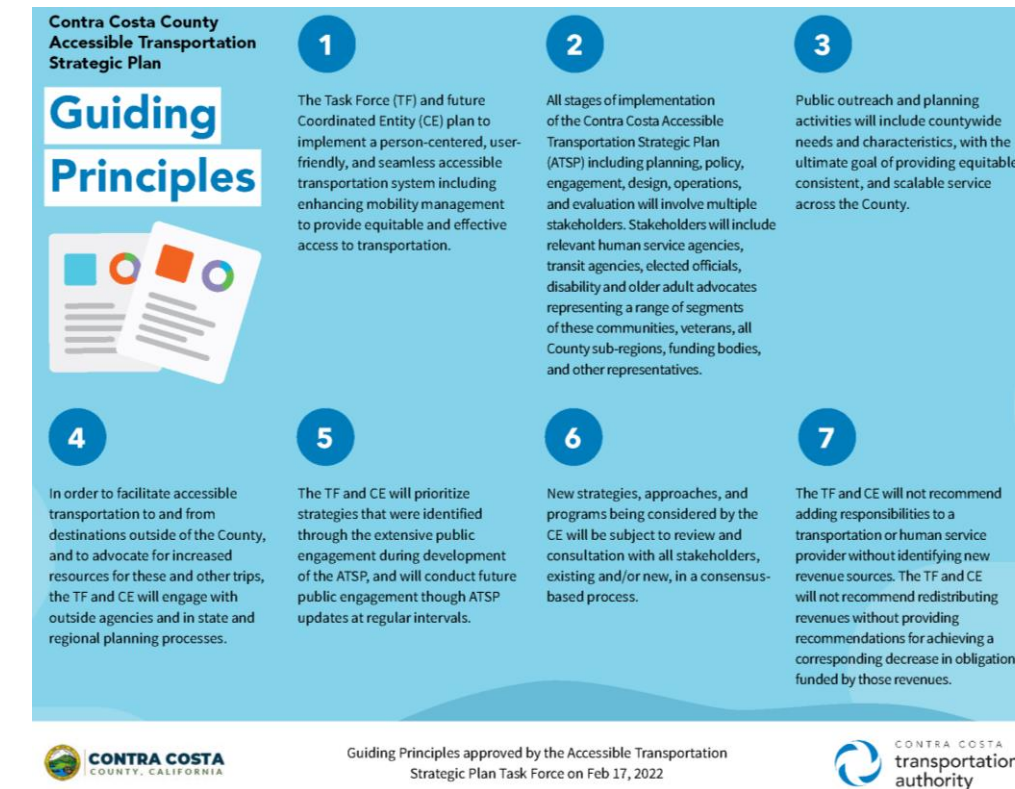
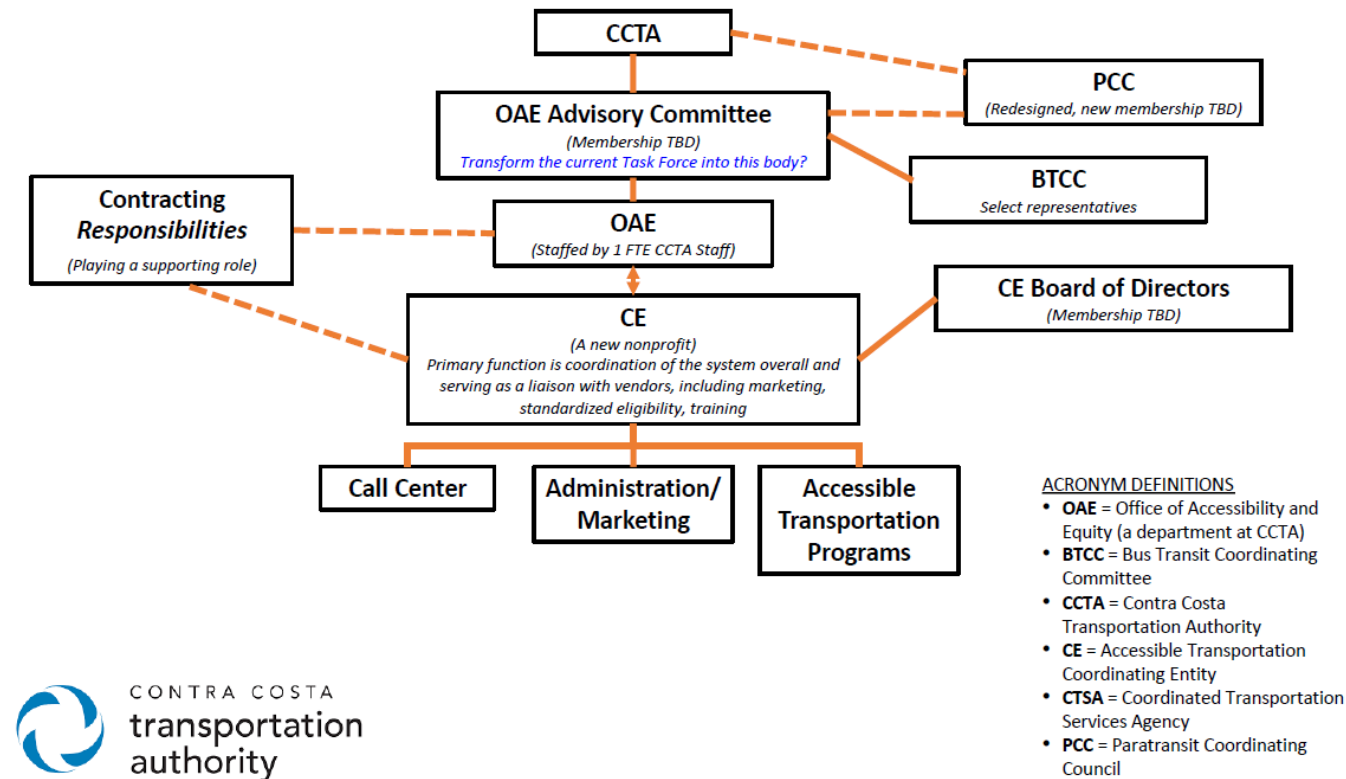
Program Details

- ◎ First ATSP program in operation
- ◎ Collaboration: CCTA, CC County, CC Crisis Center, Tri Delta Transit
- ◎ Outreach: Direct contact to 2,040 individuals, 840 tickets distributed
- ◎ Developed systems and processes that will speed deployment countywide.

Next Steps

- ◎ Improve Cost Effectiveness
- ◎ Continue East County Program
- ◎ Expand to the entire County
- ◎ Improve data collection/reporting
- ◎ Streamline program administration

ATSP: Coordinating Entity (CE)



CE: Background

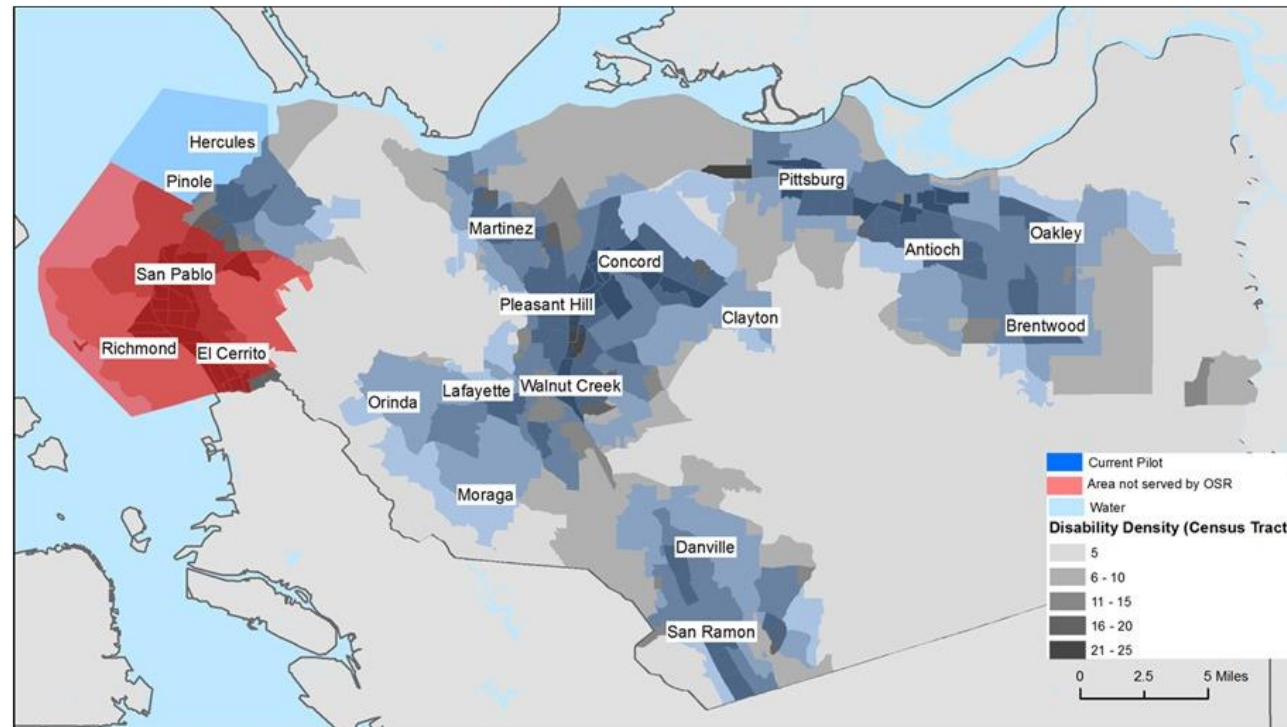
- ◎ ATSP Identified a need for a **permanent** entity to oversee and advocate for accessible transportation.
- ◎ In 2022 CCTA & BOS Approved a Non-Profit based Coordinating Entity
- ◎ Complexities and tension around the new entity and the form of the organization are being navigated.

CE: Update

- ◎ Continuing consultation with public transit providers, non-profit agencies, dedicated non-profit consultant & attorney, and the ATSP Task Force and Working Group
- ◎ CCTA Hired dedicated staff to implement the ATSP & oversee the CE
- ◎ CCTA Established Office of Access and Equity to support CE

ATSP: Other Initiatives

Update on One Seat Ride Pilot



West County Pilot Senior and Disabled Medical Trips



Other ATSP Projects

◎ ATSP Included 22 Strategies to be implemented:

- ◎ One Call/One Click System: Also known as “No Wrong Door”
- ◎ Hospital Discharge Service
- ◎ Same Day Trip Programs
- ◎ Expand Volunteer Driver Programs
- ◎ Beyond ADA service

ATSP: Future

- ◎ New staff at CCTA (1.5 FTE: Program Manager, Contracts Manager) **dedicated** to ATSP implementation is expected to speed deployment of strategies and corresponding expenditure of Measure X Funds
- ◎ Lessons learned and increasing comfort with ATSP rollout also expected to speed deployment/expenditures.

ATSP: Measure X Expenditures

Funding Disbursement/Oversight

- ◎ ATSP Measure X funding expenditures are overseen by:
 - ◎ CCTA ATSP Task Force (2 BOS Members)
 - ◎ CCTA ATSP Working Group (1 County staff)
 - ◎ CCTA Board of Directors (2 BOS Members)
- ◎ Funding Requirements Defined in Three Memoranda of Understanding with CCTA:
 - ◎ October 2022: Initial agreement for Year 1 MX Funding
 - ◎ September 2023: Revised agreement for Year 1 MX Funding.
 - ◎ November 2023: Year 2+ MX Funding agreement

Funding Activity

Allocation

- ◎ \$1.40M – FY 22/23
- ◎ \$1.47M – FY 23/24

Expenditures

- ◎ \$840K – Total Expenditures (as of mid October 2023)

Encumbered

- ◎ All allocated funds projected to be encumbered by 11-28-23

A partnership of Contra Costa Health Services, the District Attorney's Office, Office of the Sheriff, Public Works Department and DCD

Contra Costa County Illegal Dumping Initiative



Illegal Dumping Initiative

Project Status

Allocation:

\$600,000 – FY 22/23

\$630,000 – FY 23/24

Expenditures to Date:

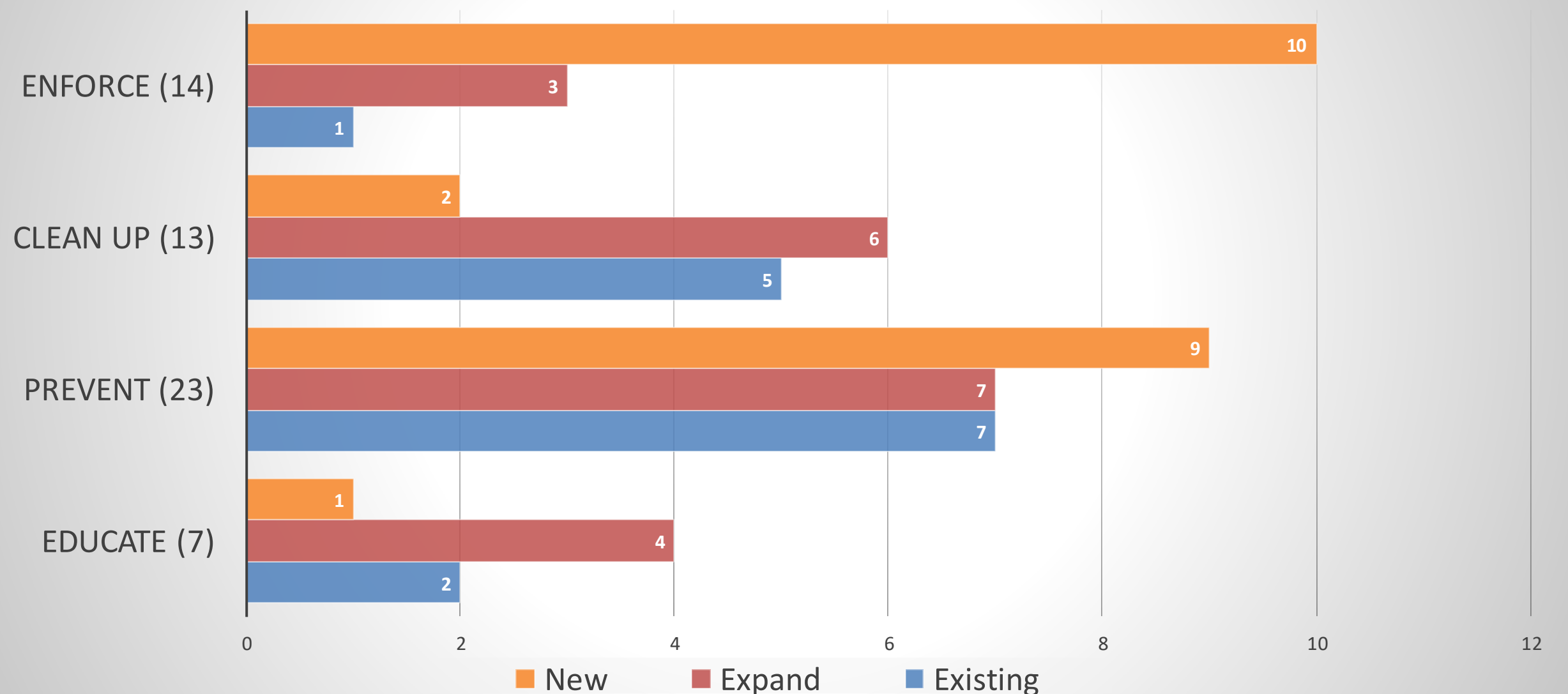
\$175,547 (as of mid October)

The Initiative previously received a one- time allocation of \$375k from AB2375 and also received a \$695k Clean California Grant. These funds are expended first when possible.

Status:

56 Strategies Implementation Ongoing

55 Approved Strategies by Category



Illegal Dumping Initiative

Performance Measures and Accomplishments



- Measure X funding used as match to secure \$695,000 Clean California grant from CalTrans to expand the program
- 122 Derelict RVs and boats removed from County (CYs 2021, 2022, & 2023 YTD)
- Number of capital improvements: 52 new deterrent signs have been installed countywide
- Enforcement Highlights: 279 citizen clean-up reports, 115 investigations, 36 cases forwarded to DA, 3 citations issued, 8 dump sites self-cleaned prior to enforcement (FYs 21/22 & 22/23)
- Governor signed two County sponsored bills: AB 592 - increases county authority to regulate waste hauling in unincorporated roadways, SB 409 - increases penalties for commercial dumping
- 2,490 illegally dumped waste tires cleaned up (FYs 21/22 & 22/23)

Spending One Time & Grant Funding First

Expenditures of One-Time Funding from AB 2374 (\$375K)

Installation of streetlights in Bay Point
which went into operation in September
2021

\$100,000

Implementation of Surveillance Camera
Pilot Project involving installation of
leased cameras with third party
monitoring at 5 locations

\$50,000

One-time funds have also been used for
signage, RV/Boat abatement, and
enforcement. Also expending \$695K
Clean California Grant.



Illegal Dumping Initiative

Priority Tasks for Initial Year of Measure X Funding

Capital Improvements

Exploring options (e.g. streetlighting, fencing, and signage) in dumping-prone areas

Surveillance Cameras

Procuring vendor for county-wide deployment using lessons learned from pilot program

Derelict Boat/RV Abatement

Expanding strategy to include graffiti removal and collaborating with Marine Patrol to remove abandoned boats

Investigating and Enforcement

Addressing staffing challenges by expanding to include overtime deputies alongside per diem deputies

Identify Future Priority Tasks

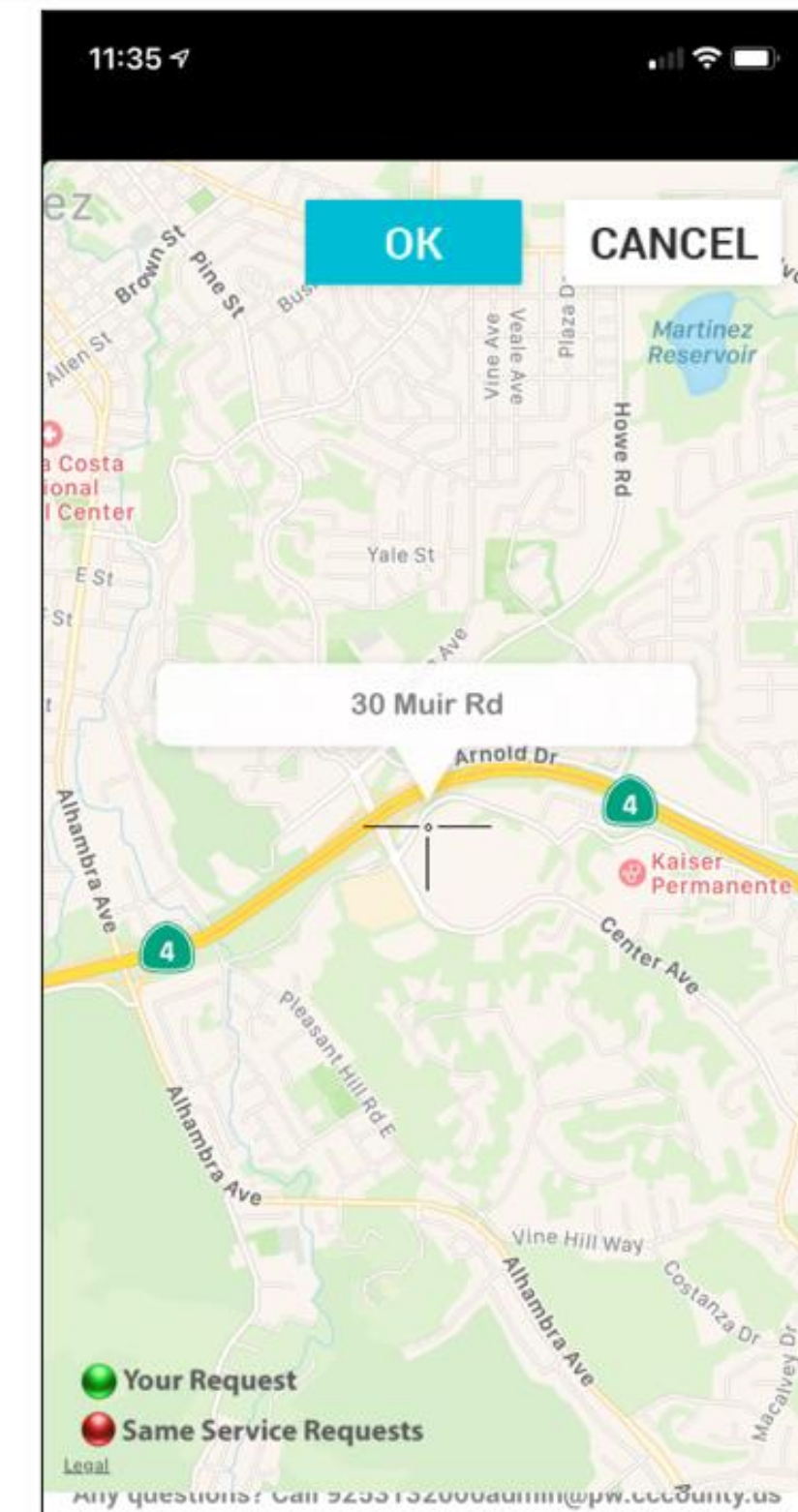
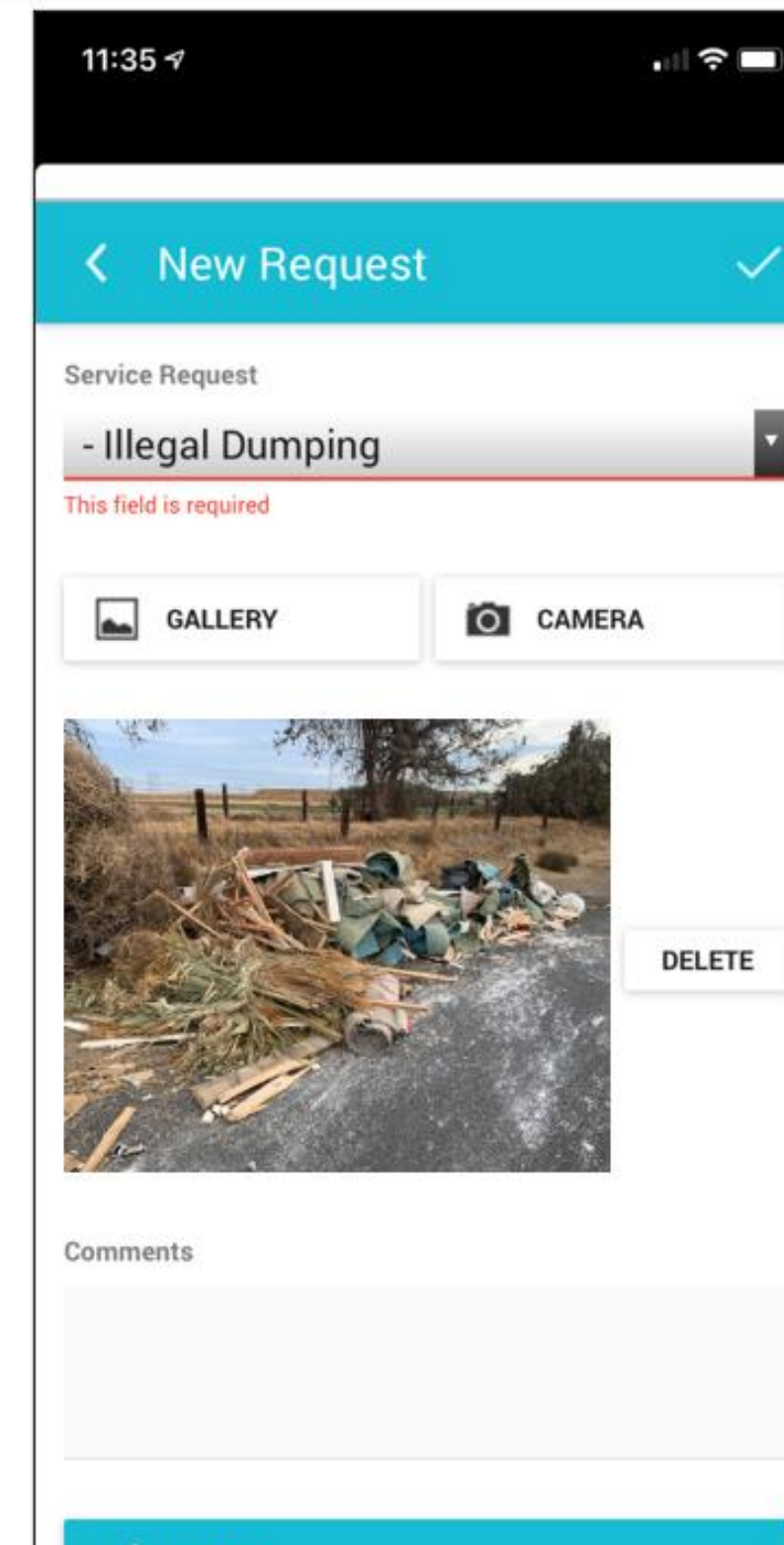

Ensure that we remain responsive to evolving needs and maximize benefit

Illegal Dumping Initiative

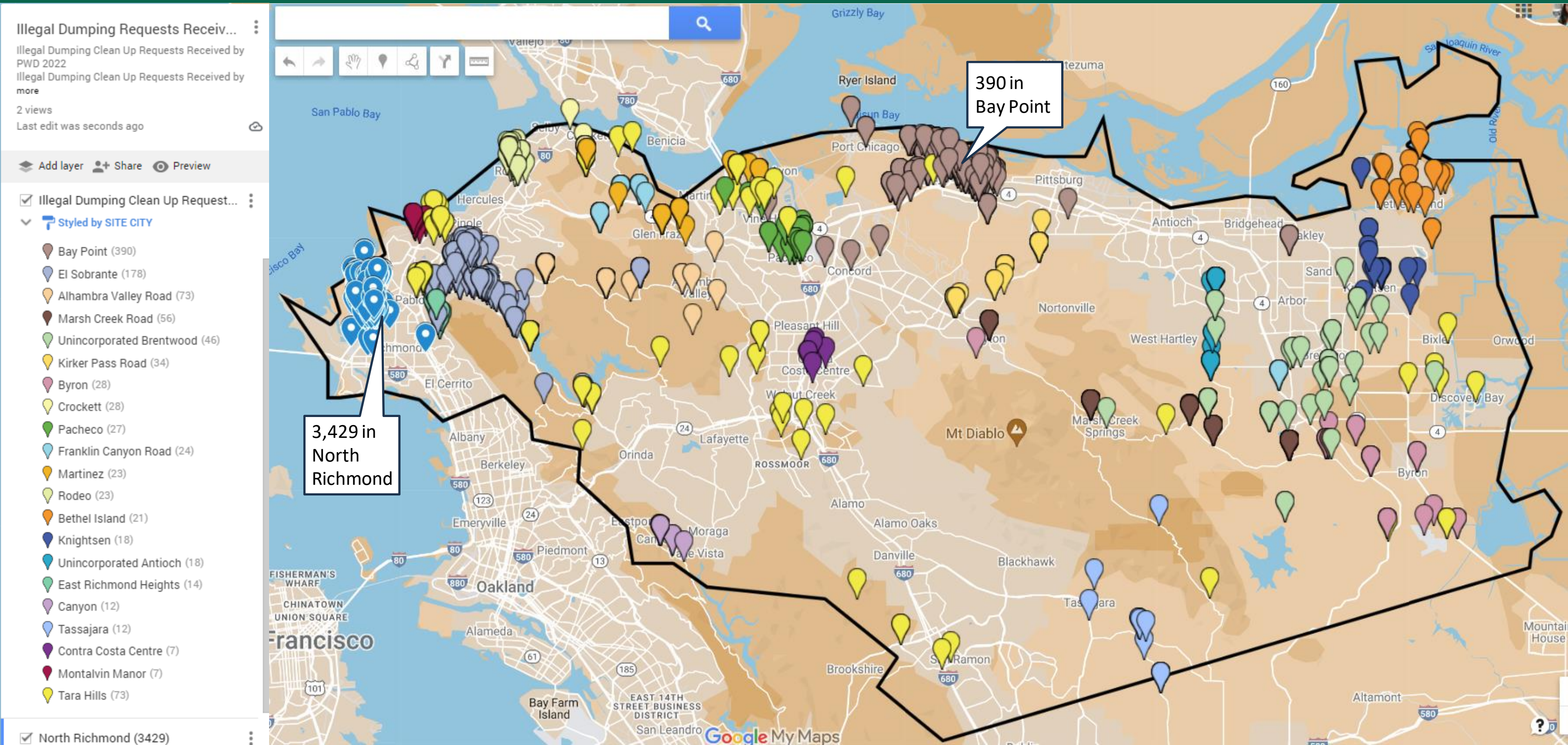
Making It Easier to Report Illegal Dumping

In addition to traditional phone and email methods, Public Works (PW) has established two online request options to report illegal dumping. The first option is the Mobile Citizen App. The second option is the PW Customer Portal found on the PW website.

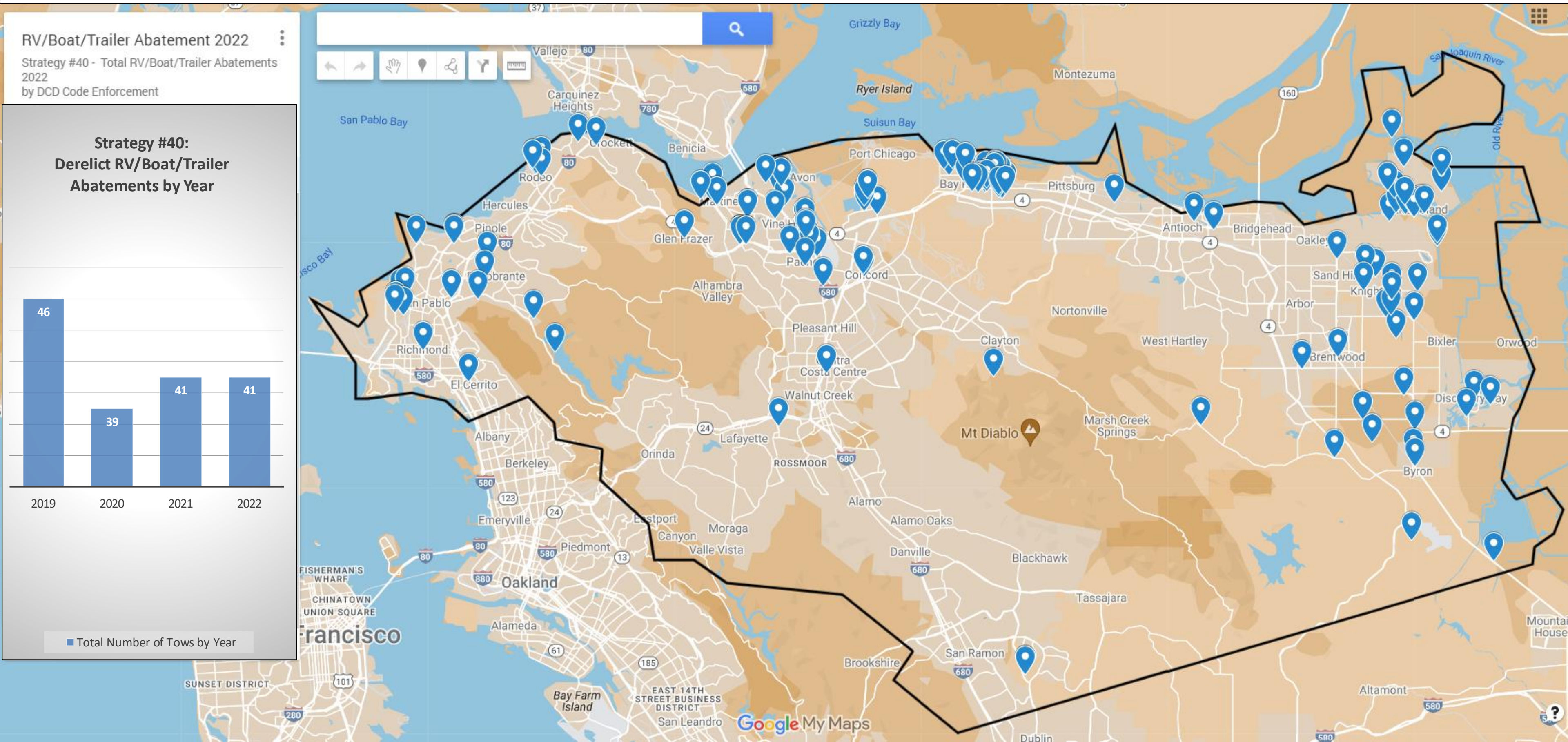
By October 2023, PW received 516 illegal dumping complaints through the Mobile Citizen App, 95 illegal dumping complaints through the Customer Portal, and 293 illegal dumping complaints from traditional methods.



Requests for Illegal Dumping Clean Up Received by Public Works and North Richmond Hot Spot Crew in 2022



166 RV/Boat/Trailer Abatements 2019-2022



Illegal Dumping Initiative

Illegal Dumping Signage Locations to Date

- 7th Street & Grove Avenue
- Vasco Road North of Alameda County Line
- 4th Street & Grove Avenue
- Fred Jackson Way & Market Avenue
- Vernon Avenue & Battery Street
- Brookside Drive & Fred Jackson Way
- 420 Cummings Skyway
- Cummings Skyway south of I-80
- Mc Ewen Rd north of SR4
- Carquinez Scenic Drive & Mc Ewen Road
- Carquinez Scenic Drive & Pomona Street
- Franklin Canyon Road & Mc Ewen Road
- Franklin Canyon Road & Cummings Skyway
- Franklin Canyon Road & Dutra Road
- Alhambra Valley Road & Bear Creek Road
- Castro Ranch Road & Alhambra Valley Road
- San Pablo Dam Road & Wildcat Canyon Road
- South Park Drive & Wildcat Canyon Road
- Pinehurst Road & Canyon Road
- Pinehurst Road @ Alameda Co line
- Port Chicago Highway & McAvoy Road
- Driftwood Drive & Port Chicago Highway
- Port Chicago Hwy @ West end
- Driftwood Drive & Driftwood Circle
- Suisun Avenue & North Broadway Avenue
- Suisun Avenue & Poinsettia Avenue
- Pullman Ave @ 176 Gibson Ave
- Pullman Avenue & Crivello Avenue
- Marsh Creek Rd/S of Vineyard at MC Reservoir
- Marsh Creek Rd @ 8925 Marsh Creek Rd
- Walnut Boulevard & Camino Diablo
- Deer Valley Rd @ Antioch City Limits
- Chadbourne Road & Deer Valley Road
- Marsh Creek Road & Deer Valley Road
- Vasco Road & Camino Diablo
- Delta Road & Sellers Avenue
- Point of Timber Road & Byron Highway
- Sellers Avenue & Sunset Road
- Chestnut Street & Eden Plains Road
- East Cypress Road & Knightsen Avenue
- Pinehurst Road & Skyline Boulevard



Bay Point Community Clean Up and Illegal Dumping Initiative Kick-Off Event

Supervisors Glover and Burgis, along with County staff, family members, and residents participated in the community drop-off and collection of illegally dumped items throughout Bay Point.

Collected
21.94 tons

For context, a typical Bay Point clean-up collects 4-7 tons.



MEASURE X CLIMATE EQUITY AND RESILIENCE: PROGRESS TO DATE

October 2023

- **Sea Level Rise** – Develop plans and collaboratives to take action on the many existing studies of sea level rise in Contra Costa County.
- **Climate Resilience** – Identify challenges presented by extreme heat, wildfires, drought, and related climate impacts, and begin developing plans to help the County be more climate resilient.
- **Community-facing clean energy projects and programs** – Facilitate programs that allow low- and moderate-income property owners and renters to take advantage of solar energy, electric vehicles, and all-electric buildings.
- **Financing programs** – Facilitate opportunities for low- and moderate-income property owners and renters to finance clean energy projects and programs.
- **Economic Transition** -- Support work by the Board of Supervisors on the climate-related aspects of planning for a transition away from an economy based on fossil fuels.
- **Strategies to sequester carbon** – Take action on the findings of an ongoing, grant-funded study of opportunities to sequester carbon in the many land uses in the County.

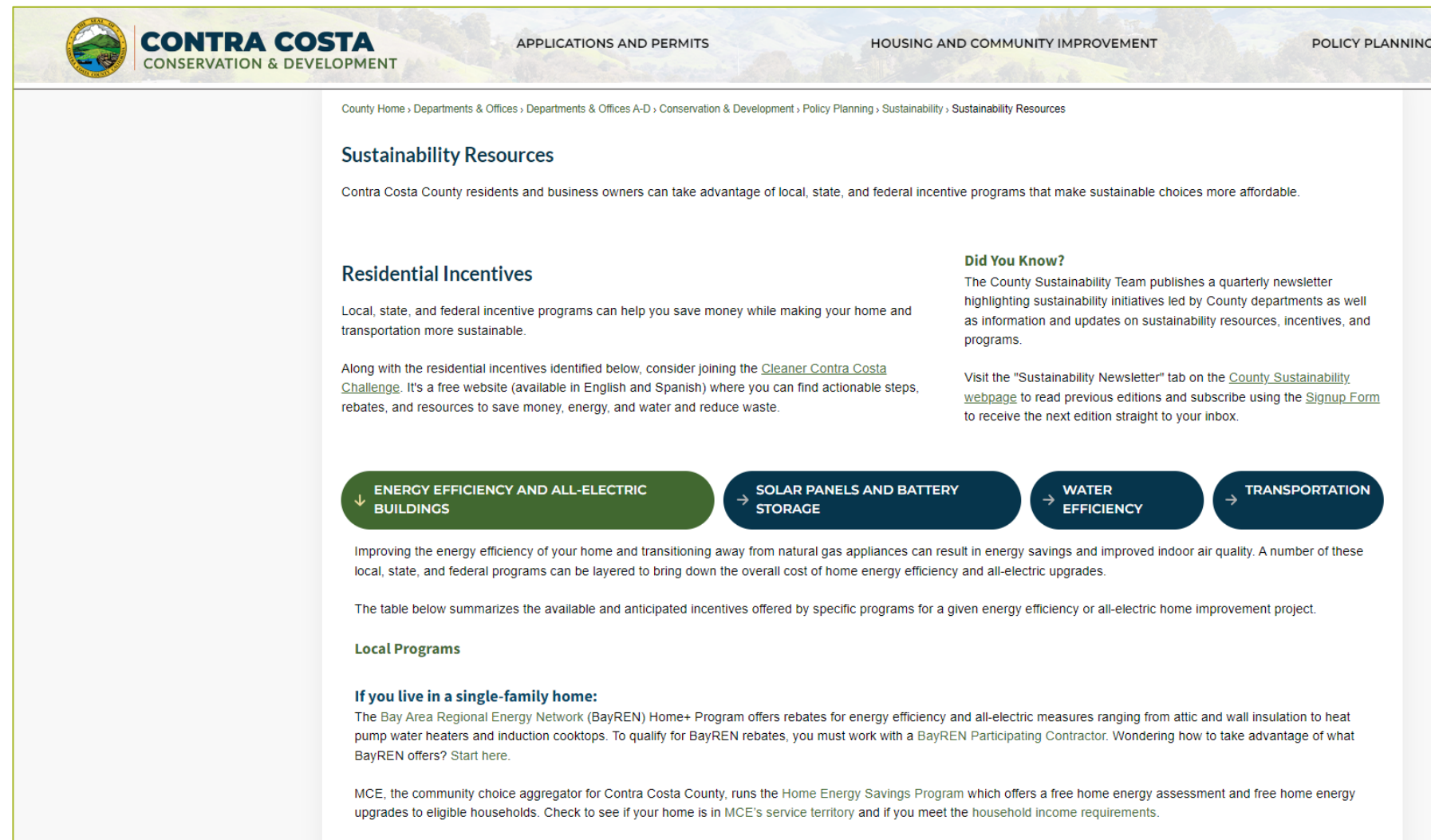
Climate Equity and Resilience Priorities

Sea Level Rise

- Staff are supporting the newly established Board of Supervisors ad hoc committee, the **Contra Costa Resilient Shoreline Ad Hoc Committee on Sea Level Rise**. The Committee on Sea Level Rise's work will lead us on developing Contra Costa County sea level rise adaptation and resilience project recommendations for the full Board's consideration.
- Staff submitted **three applications for grants** to support the development of the Contra Costa County Sea Level Rise Resilience and Adaptation Plan (SLR Plan). These grants would fund robust community engagement and visioning activities to inform focused adaptation strategies and implementation actions for the communities along Contra Costa County's shoreline.
- Staff are building the **Contra Costa Resilient Shoreline Coalition**. We met with all shoreline cities and several other organizations (*e.g.* special districts, CBOs, NGOs) and secured letters of support to partner on these grant applications. We're seeking additional partners and entities who are interested helping prepare the SLR Plan. For more info, email: Ryan.Hernandez@dcd.cccounty.us



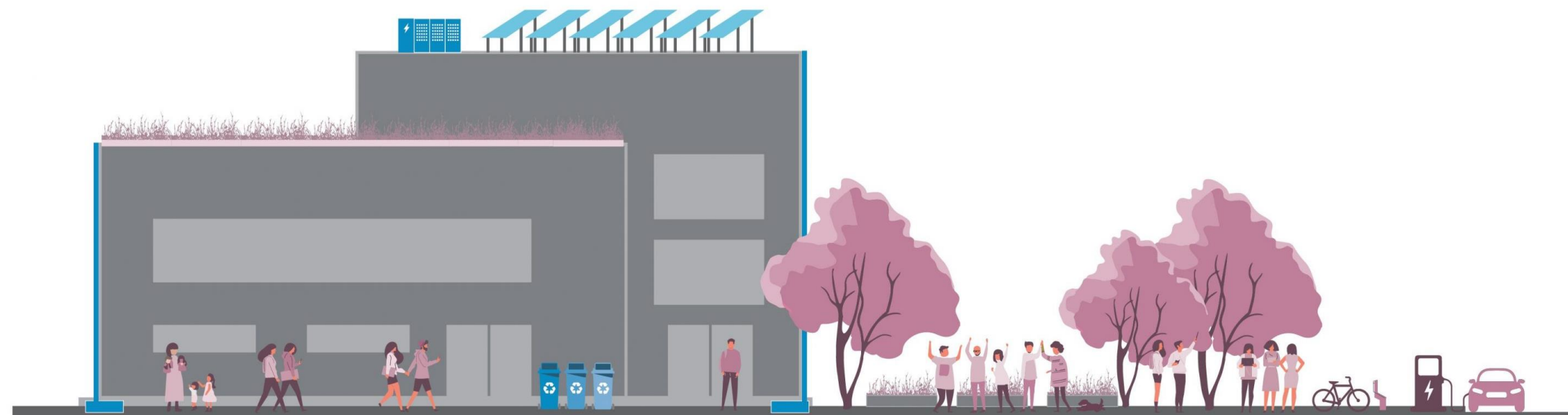
Financing Programs



- Sustainability staff published a new webpage titled **“Sustainability Resources.”** The webpage houses a list of local, state, and federal incentive programs available to Contra Costa County residents and businesses. Incentive topics include energy efficiency and all-electric buildings, solar panels, battery storage systems, water efficiency, and transportation.
- DCD **partnered with the County Library** on a lunch and learn webinar to introduce the ongoing state and federal clean energy funding opportunities listed on the **“Sustainability Resources”** webpage.

Climate Resilience

- Staff continued research on climate resilience and resilience hub case studies and grant opportunities.
- Staff participated in the Urban Sustainability Directors Network Resilience Hub Community of Practice.
- DCD structured the Q3 meeting of the countywide Sustainability Exchange to focus on climate resilience.



USDN Resilience Hub Model


Climate Equity

- On August 1, staff submitted an application to the California Strategic Growth Council for a \$300,000 planning grant for **Bay Point** from the Transformative Climate Communities program.
- **Five local, community-based organizations** are co-applicants: Rising Juntos, the Center for Human Development, Healthy and Active Before 5, La Clinica, and Sustainable Conservation.
- Staff from the Departments of Conservation and Development, Public Works, and Health collaborated on this application.



Just Transition

- The Just Transition Economic Revitalization Plan (JTERP) is in the initiation phase.
 - The County has executed an agreement with U.S. Housing and Urban Development Department for \$750,000 to conduct the public engagement, analytic and planning work associated with the JTERP.
- Staff are supporting the launch of the Green Empowerment Zone, which will be funded by a \$5 million allocation from the State of California.



Kaiser Shipyards, WW II, Richmond, CA

Community-facing clean energy projects and programs

- Staff presented a first draft of a roadmap to convert existing buildings in Contra Costa County to clean energy.
- Staff expect to have a final report for the Board to accept by the end of 2023.



Heat Pump HVAC Mini Split Unit



Heat Pump Water Heater

Strategies to Sequester Carbon

- Staff completed the *Healthy Lands, Healthy People* carbon sequestration feasibility study and presented it to the Board of Supervisors on Oct. 3.
- Staff are looking for grant opportunities to fund recommendations in *Healthy Lands, Healthy People*



Happy Lot Farm, Richmond

Financials

Amount Allocated:

- FY 2022-2023: \$500,000
- FY 2023-2024: \$525,000

Expenditures Through Sept. 2023:
\$663,817

Balance: \$361,183

Pending Grants That Support Measure X Priorities

Grant	Amount	Issue Area	Timing
Transformative Climate Communities—Planning grant for Bay Point	\$300,000	Climate Equity	Application submitted 8/1/2023; decision expected in December
National Oceanic and Atmospheric Admin.	\$941,500	Sea Level Rise	Letter of Intent submitted on August 28, 2023.
Regional Resilience Grant Program	\$649,000	Sea Level Rise	Submitted application on August 29, 2023.
California Resilience Challenge	\$190,000	Sea Level Rise	Submitted application on September 29, 2023.
Energy Efficiency and Conservation Block Grant	\$356,000	Community Facing Clean Energy Projects and Programs	Application and work plan due to U.S. Dept of Energy end of January 2024