



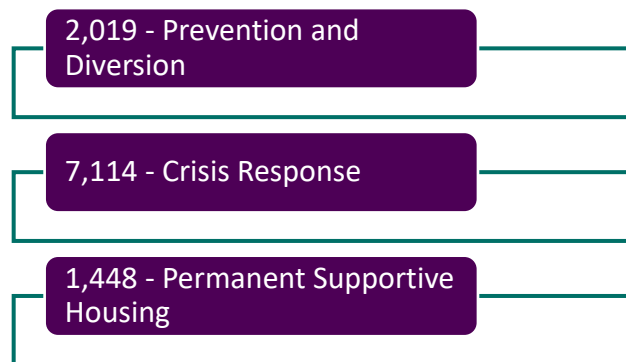
2024 Contra Costa CoC Data Summary

CONTRA COSTA COC DATA SUMMARY

This summary provides a brief overview of all the activities and outcomes of the Contra Costa Homeless Continuum of Care (CoC) during 2024. All data comes from the CoC's 2024 Annual Report.

NUMBER OF HOUSEHOLDS SERVED

There were **9,995 households (14,245 individuals)** served in the CoC during 2024 (a 40% increase since 2020).



COC SUCCESSES



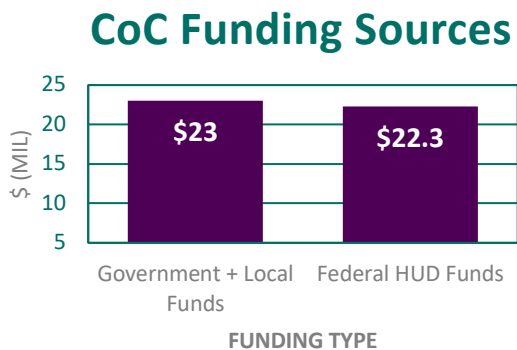
440+ PH referrals through the Coordinated Entry System (CES)



34 youth housed through the Foster Youth for Independence Voucher Program

COC BUDGET

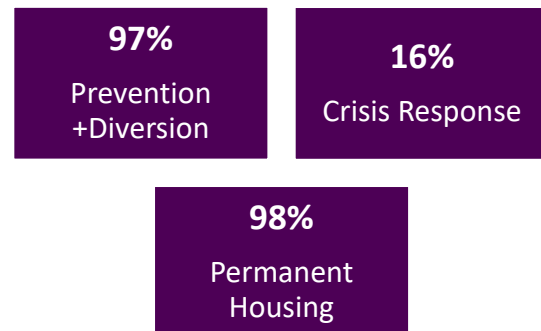
The CoC sought **over \$45 million** in funding for services during FY24-25. 49% of those funds were from government and local funding and 51% were from federal Housing and Urban Development (HUD).



EXITS TO PERMANENT HOUSING

Among the 9,995 households served during 2024, **3,055 (31%) retained, or exited to, permanent housing.**

Percent of household enrollment that exited to permanent housing:





2024 Contra Costa CoC Data Summary

POPULATION CHARACTERISTICS

Households with Children	1,845 households with children served (79% increase since 2020)
Transition Age Youth, 18-24	Made up 7% of the CoC served (55% increase since 2020)
Seniors, 65+	Made up 8% of the CoC served (69% increase since 2020)
Disabling Conditions	68% of households served in the CoC had a member with at least one disabling condition. Mental health condition was the most prevalent disability, accounting for 48% of households
Chronic Homelessness	49% of households in crisis response were chronically homeless
Survivors of Domestic Violence	85% of households accessing crisis response had at least one household member that had experienced domestic violence
Veterans	912 veterans were served by the CoC, and veteran households made up 34% of all households in permanent housing programs
Coroner's Data	On December 21st, 2024, the CoC and community stakeholders honored those who passed away during a housing crisis. 76 people experiencing homelessness died during calendar year 2024, a 24% decrease from 2020 and 33% decrease from 2023