

CONTRA COSTA COUNTY AGRICULTURAL CROP REPORT



2026

MONTHLY
CALENDAR

IN REMEMBRANCE OF FRANK "DOUG" IPOCK

WHEN PEOPLE THINK ABOUT MY LEADERSHIP, THEY WILL SAY THAT **I CONTINUOUSLY CHALLENGED CONVENTIONAL THINKING** EMPHASIZED COMMON SENSE RESOLUTIONS TO EMERGING CHALLENGES, ENTHUSIASTICALLY PASSED DOWN INSTITUTIONAL WISDOM, AND **LISTENED CAREFULLY AND RESPONDED APPROPRIATELY TO THE THOUGHTS AND NEEDS OF ALL THOSE WITHIN MY SPHERE OF INFLUENCE.** I HOPE THAT THOSE THAT I LEAD WILL THINK OF ME AS A **MENTOR AND A FRIEND FOR LIFE.** WHEN PEOPLE TALK ABOUT MY LEGACY, IT WILL BE OF AN ADVENTURE PROUDLY SHARED AND CHERISHED IN MEMORY.

FRANK IPOCK

LEGACY STATEMENT

DEPUTY SEALER OF CONTRA COSTA COUNTY FRANK 'DOUG' IPOCK, WAS ORIGINALLY FROM OKLAHOMA AND HAD A DEDICATED CAREER IN THE NAVY. HE GRADUATED FROM OKLAHOMA STATE UNIVERSITY OF AGRICULTURE AND APPLIED SCIENCE IN 1977. WE AT THE CONTRA COSTA COUNTY DEPARTMENT OF AGRICULTURE/ WEIGHTS & MEASURES CAME TO KNOW DOUG ONLY A SHORT COUPLE OF YEARS, BEFORE HIS PASSING. HE WAS ONE OF THE WARMEST AND MOST WELCOMING PEOPLE, YET HE HAD A COMMANDING PRESENCE. HE WAS ALWAYS AVAILABLE TO ENTHUSIASTICALLY EXPLAIN ANY QUESTIONS WE HAD. DOUG WAS NOT A "ONE-WORD ANSWER" TYPE OF PERSON, HE WOULD ANSWER A QUESTION MAKING SURE IT WAS UNDERSTOOD. HE WAS WITHOUT FAIL WILLING TO SHARE HIS KNOWLEDGE AND EXPERIENCE WITH ANYONE WHO GAVE HIM AN AUDIENCE.



HE INSPIRED THE BEST OUT OF EVERYONE HE WORKED WITH. DOUG CARRIED A STRONG SENSE OF JOY AND JUSTICE, CHAMPIONING CONSUMERS, INDUSTRY, HIS TEAM, COWORKERS, HIS FRIENDS, AND HIS FAMILY. HE CHERISHED THE RELATIONSHIPS HE BUILT BOTH PERSONALLY AND PROFESSIONALLY. LIKE A MAN PLANTING A TREE WHOSE SHADE HE MAY NEVER SIT IN, DOUG WAS DEDICATED TO ENSURING FUTURE GENERATIONS WOULD CONTINUE THE IMPORTANT WORK OF WEIGHTS AND MEASURES.

NOVEMBER 2025

SUN

MON

TUE

WED

THU

FRI

SAT

						1
2	3	4	5	6	7	8
9	10	11 OFFICE CLOSED VETERANS DAY	12	13	14	15
16	17	18	19	20	21	22
23	24	25	26	27 OFFICE CLOSED THANKSGIVING DAY	28 OFFICE CLOSED	29
30						

STAFF

Agricultural Commissioner /
Director of Weights & Measures
Matt Slattengren

Assistant Agricultural Commissioner/ Sealer of Weights & Measures
Ivan Godwyn

Deputy Agricultural Commissioners
Gabriel Chan, Greg Spurlock

Deputy Sealer of Weights and Measures
Frank "Doug" Ipock

Agricultural Biologists
Simone Ackermann, Keri Brumfield, David Hallinan, Amanda Miller,
Lindsay Neuner, Diana Oseguera, Lucas Pattie, Wil Schaub, Shannon Smith,
Jorge Vargas, Janessa Weingand, Micaela Wilcox, Jessica Yount

Weights & Measures Inspectors
Gabriel Adebote, Patrick Bowen, Christine Buelna, Christopher Cook, Ngozi Egbuna,
Harmeet Gil, John Luzar, Elizabeth Torrez

Agricultural & Standards Aides
Stephen Vollmer, Alvin Xu

Administrative Support
Stephanna Hidalgo, Julia Daniels

Pest Detection, Pest Management & Glassy-winged Sharpshooter Staff
Jason Beebout, Joel Corpus, Brittnee Cruz, Kelsey Gross, Debra Huntsman,
Alexis Jackson, Yasmine Jimenez, Rick Mata, Linda Mazur, Andrew Morrow,
Eldren Prieto, Giovanni Ortiz, Sarah Ratto, Lydia Slyker,
Mark Weis, Oscar Zaldua

Pest Quarantine Detector Canine
Major

LETTER TO SECRETARY

Dear Karen Ross,
Secretary of the California Department of Food and Agriculture and
The Honorable Board of Supervisors of Contra Costa County

I am pleased to submit the 2024 Agricultural Crop & Livestock Report for Contra Costa County in accordance with the provisions of Section 2272 and 2279 of the California Food and Agricultural Code.

The 2024 overall production values had minor changes. Demand for Contra Costa County agricultural goods remained strong, partially because many growers market goods directly to consumers or wholesale direct to retail. The total gross value of agricultural crops in 2024 was \$142,788,854 which is an increase of \$11,724,854. In general, demand and prices have remained strong for agricultural crops in Contra Costa County. Crop values vary from year to year due to factors such as production, weather, and market conditions.

Some notable changes include an increase in Fruit and Nut crops as the demand for these products stayed strong. Also noteworthy is the decrease in total value of Field Crops due to a reduction in the crops produced.

Fifteen crop categories exceeded one million dollars in value for 2024. These categories in decreasing order include tomatoes, sweet corn, cattle and calves, cherries, grapes, almonds, alfalfa hay, rangeland, field corn, apiary products, apricots, cereal hay, green beans and irrigated pastures.

It should be emphasized that the values stated in this report are gross receipts and do not include the cost of production, transportation, or marketing of the products. The economic benefit of agricultural production is generally thought to be about three times the gross production value.

I truly appreciate the agricultural producers, farmers, ranchers, and organizations that shared information and supported our efforts in completing this report. Special recognition goes to all the staff who assisted in compiling the information to make this report possible.



Respectfully Submitted,
Matt Slattengren
Agricultural Commissioner
Director of Weights and Measures



DECEMBER 2025

SUN	MON	TUE	WED	THU	FRI	SAT
	1	2	3	4	5	6
7	8	9	10	11	12	13
14	15	16	17	18	19	20
21	22	23	24	25 OFFICE CLOSED CHRISTMAS	26	27
28	29	30	31			

CONTRA COSTA IS LEADING THE WAY IN CUTTING EDGE TECHNOLOGY IN FARMING AND PEST MANAGEMNT. FARMERS IN OUR COUNTY ARE UTILIZING ELECTRIC TRACTORS, CITIES ARE INTEGRATING ELECTRIC REMOTE-CONTROL MOWERS FOR WEED ABATEMENT, AND PUBLIC AGENCIES ARE EMPLOYING DRONE TECHNOLOGY FOR MOSQUITO CONTROL. THESE TECHNOLOGIES ARE HELPING SHAPE A MORE EFFICIENT AND SUSTAINABLE FUTURE FOR FARMING AND PEST ABATEMENT IN OUR COUNTY.

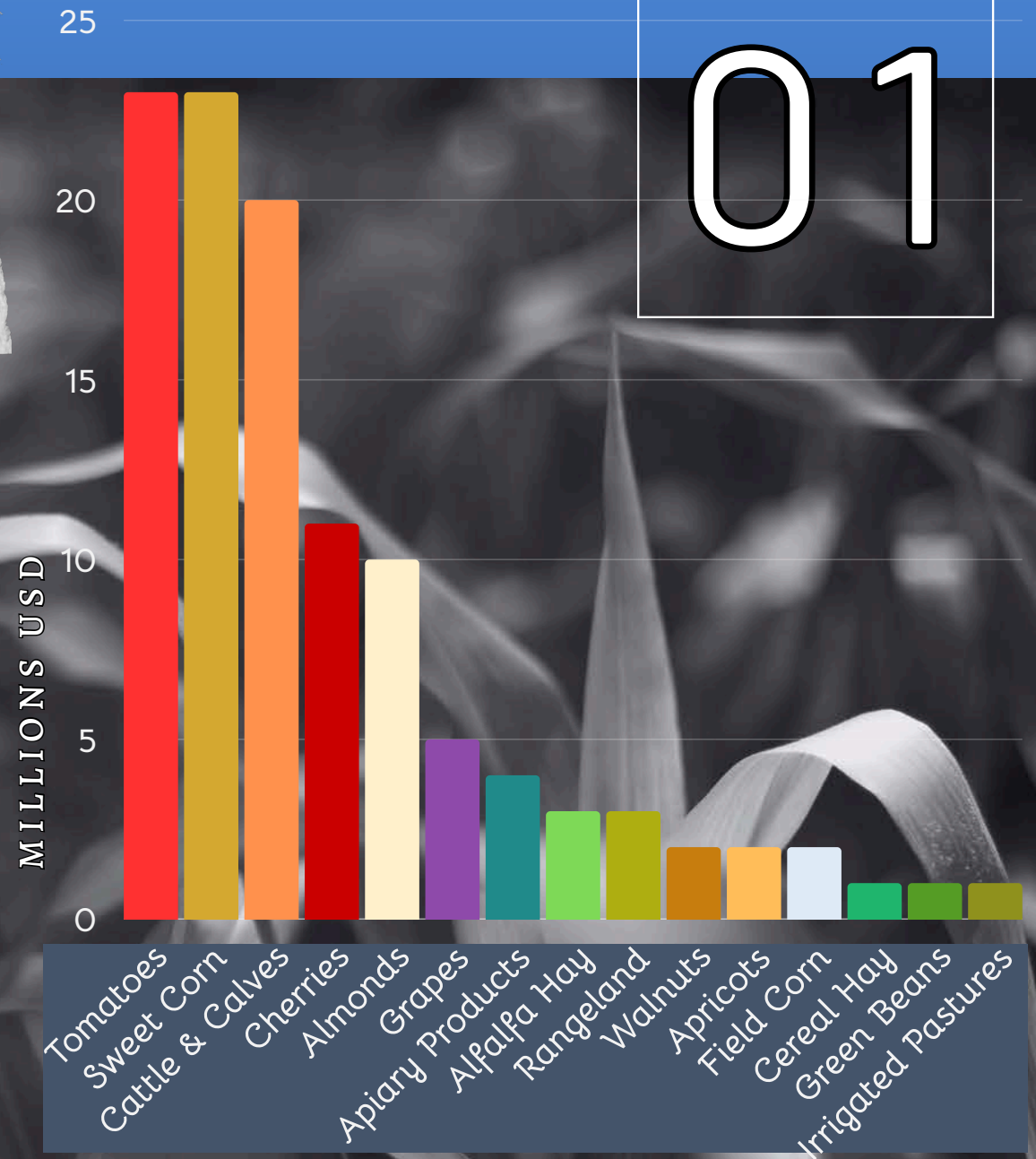
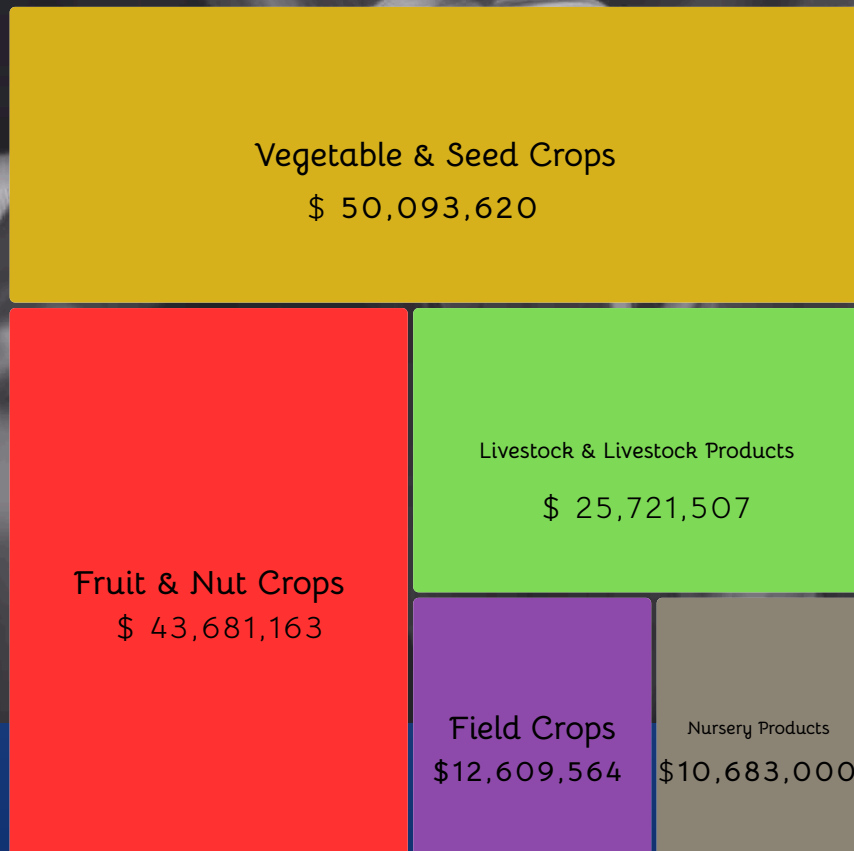


CONTRA COSTA VECTOR CONTROL IS USING DRONES TO VISUALLY INSPECT LARGE AGRICULTURAL AREAS ALONG WITH ENVIRONMENTALLY SENSITIVE AREAS WITHOUT POTENTIALLY IMPACTING THOSE LOCATIONS. VECTOR CONTROL CAN INSPECT WETLANDS AND HARD TO REACH PLACES IN A FRACTION OF THE TIME WITH A DRONE VS ON FOOT. DRONES CAN BE USED FOR PESTICIDE TREATMENTS AS WELL; THESE TREATMENTS ARE DONE IN PUBLIC AREAS WHEN PEOPLE ARE NOT PRESENT. VECTOR CONTROL CONDUCTS APPLICATIONS TO PROTECT THE PUBLIC AND CONTROL THE MOSQUITOS FOUND IN ALL TYPES OF WATER.

CONTRA COSTA MOSQUITO & VECTOR CONTROL DISTRICT



GROSS PRODUCTION VALUE BY CATEGORY



01

LEADING CROPS

JANUARY



SUN MON TUE WED THU FRI SAT


				1 OFFICE CLOSED NEW YEAR'S DAY	2	3
4	5	6	7	8	9	10
11	12	13	14	15	16	17
18	19 OFFICE CLOSED DR. MARTIN LUTHER KING JR. DAY	20	21	22	23	24
25	26	27	28	29	30	31

02

	Gross Value		Change in Gross Value	Total Cultivated Acreage		Change in Acreage	Ranking	
Category	2024	2023	%	2024	2023	%	2024	2023
Vegetable & Seed Crops	\$ 50,093,620	\$ 50,685,000	-1 %	6,575	6,519	1 %	1	1
Fruit & Nut Crops	\$ 43,681,163	\$ 31,589,000	38 %	7,457	6,666	12 %	2	2
Livestock & Livestock Products	\$ 25,721,507	\$ 26,181,090	-2 %	N/A	N/A	N/A	3	3
Field Crops	\$ 12,609,564	\$ 13,091,014	- 4%	173,540	165,046	5%	4	4
Nursery Products	\$ 10,683,000	\$ 9,586,000	11 %	40.80	38.57	6 %	5	5
Total totals may not add thru report	\$ 142,788,854	\$ 131,064,000	9 %	---	---	---	---	---

PRODUCTION SUMMARY

FEBRUARY



SUN

MON

TUE

WED

THU

FRI

SAT


1	2	3	4	5	6	7
8	9	10	11	12	13	14 VALENTINE'S DAY
15	16 OFFICE CLOSED PRESIDENT'S DAY	17	18	19	20	21
22	23	24	25	26	27	28

FIELD CROPS


03

Crop	Year	Harvested Acreage	Production Per Acre	Tons Harvested	Unit	Value Per Unit	Total Value
Alfalfa Hay	2024	2,382	6.41	15,269	Ton	\$212.00	\$ 3,237,028
	2023	2,390	6.39	15,272		\$207.00	\$ 3,161,304
Cereal Hay	2024	4,333	2.34	10,139	Ton	\$113.00	\$ 1,145,707
	2023	3,383	2.79	9,439		\$116.00	\$ 1,094,924
Field Corn	2024	1,709	10.30	17,603	Ton	\$98.00	\$ 1,725,094
	2023	2,068	9.29	19,205		\$118.00	\$ 2,256,000
Irrigated Pasture	2024	3,700	N/A	N/A	Acre	\$302.00	\$ 1,117,400
	2023	5,400				\$302.00	\$ 1,645,900
Rangeland	2024	157,642	N/A	N/A	Acre	\$23.00	\$ 3,625,766
	2023	148,000				\$23.00	\$ 3,404,000
Wheat	2024	990	2.11	2,089	Ton	\$321.00	\$ 670,569
	2023	1,047	2.21	2,314		\$299.00	\$ 691,886
Miscellaneous 1	2024	2,784	Various	Various	Var.	Various	\$ 1,088,000
	2023	2,708					\$ 837,000
Total	2024	173,540	--	--	--	--	\$ 12,609,564
	2023	165,046					\$ 13,091,014

1 Includes Barley, Corn Silage, Forage Hay, Hay (wild), Industrial Hemp, Rye, Safflower, Silage, Straw, and Sudan Grass.



MARCH



SUN

MON

TUE

WED

THU

FRI


SAT

1	2	3	4	5	6	7
8 DAYLIGHT SAVING BEGIN	9	10	11	12	13	14
15	16	17 ST. PATRICK'S DAY	18	19	20 SPRING EQUINOX	21
22	23	24	25	26	27	28
29	30	31				

BYRON-BETHANY IRRIGATION DISTRICT



04



BYRON-BETHANY IRRIGATION DISTRICT (BBID) IS A MULTI-COUNTY SPECIAL DISTRICT SERVING PARTS OF ALAMEDA, CONTRA COSTA AND SAN JOAQUIN ACROSS 55 SQUARE MILES AND 36,000 ACRES. BBID SERVES MORE THAN 215 AGRICULTURAL CUSTOMERS. ONE OF THE DUTIES BYRON-BETHANY IS IN CHARGE OF IS KEEPING THE FLOW OF WATER IN THE CANALS MOVING. THIS REQUIRES WEED ABATEMENT AND BBID USES A TRUCK THAT IS MORE EFFECTIVE AND EFFICIENT, THAN PREVIOUS METHODS. BBID'S TRUCK USES TECHNOLOGY TO CALIBRATE AND REDUCE PRODUCT BEING USED. THIS HELPS FACILITATE WATER USE FOR PRODUCERS AND THE GROWING OF FRUITS AND VEGGIES.



APRIL



SUN

MON

TUE

WED

THU

FRI

SAT

			1	2	3	4
5 EASTER	6	7	8	9	10	11
12	13	14	15	16	17	18
19	20	21	22	23	24	25
26	27	28	29	30		



NURSERY PRODUCTS

	Year	Field Acre	Total Value	1 - Includes Christmas Trees, Cactus, Ground Covers, Propagative Materials, Ornamental Trees & Shrubs, Fruit Trees, Cut Flowers
Miscellaneous -1	2024 2023	40.80 38.57	\$10,683,000 \$9,586,000	
Total	2024 2023	40.80 38.57	\$10,683,000 \$9,586,000	

05



	Sites Surveyed	Control Method	Acres Treated	Acres Surveyed
Artichoke Thistle	846	Chemical	126	22,789
Mexican Poke Weed	4	Chemical/ Manual	1	36
Purple Starthistle	289	Chemical	38	7,515
Red Sesbania	31	Manual	1	400



Commodity	Year	Number of Head	Total Live Weight	Value Per CWT	Total Value	1 - Includes Honey, Wax, and Pollination. 2 - Includes Chickens, Ducks, Emus, Goats, Hogs, Llamas, Ostriches, Pigs, Rabbits, Sheep, Turkeys, Milk, Wool, and Eggs.
Cattle & Calves	2024 2023	17,977 25,167	87,779 lbs. 133,535 lbs.	\$233 \$174	\$20,452,507 \$23,235,090	
Apiary Products -1	2024 2023	N/A	N/A	N/A	\$3,633,000 \$1,426,000	
Misc. Livestock -2	2024 2023	N/A	N/A	N/A	\$1,636,000 \$1,520,000	
Total	2024 2023				\$25,721,507 \$26,181,090	

LIVESTOCK & LIVESTOCK PRODUCTS

MAY



SUN

MON

TUE

WED

THU

FRI

SAT

					1	2
3	4	5	6	7	8	9
10 MOTHER'S DAY	11	12	13	14	15	16
17	18	19	20	21	22	23
24	25 OFFICE CLOSED MEMORIAL DAY	26	27	28	29	30
31						

PEST DETECTION

Insect Pest	Total No. of Traps	Total Trap Servicing	Insect Pest	Total No. of Traps	Total Trap Servicing
Asian Citrus Psyllid	865	4,489	Mediterranean Fruit Fly	877	11,359
European Grapevine Moth	99	1,022	Melon Fly	877	8,151
European Stone Fruit Yellows	114	N/A	Oriental Fruit Fly	877	11,814
General Fruit Fly	863	25,023	Spongy Moth	579	3,118
Glassy-Winged Sharpshooter	863	9,577	Spotted Lanternfly	34	N/A
Japanese Beetle	579	2,725	Western Cherry Fruit Fly	137	503



06



SCAN FOR MORE INFORMATION



JUNE



SUN

MON

TUE

WED

THU

FRI


SAT

	1	2	3	4	5	6
7	8	9	10	11	12	13
14	15	16	17	18	19	20
21	22	23	24	25	26	27
SUMMER SOLSTICE FATHER'S DAY					OFFICE CLOSED JUNETEENTH	
28	29	30				

ONE OF THE ALL-ELECTRIC TRACTORS AVAILABLE IS THE LATEST IN SUSTAINABLE AGRICULTURE EQUIPMENT. A FEW OF OUR GROWERS IN CONTRA COSTA COUNTY HAVE PURCHASED THIS TRACTOR AND THE WORK IT DELIVERS IS CONSISTENTLY EXCELLENT. THE 40 AMP CHARGING SYSTEM TAKES ABOUT 8 HOURS FOR A FULL CHARGE. DAILY OPERATIONS CAN BE ACCOMPLISHED ON A FULL CHARGE DEPENDING ON TYPE OF WORK. THERE ARE TRACTORS AVAILABLE WITH AN AUTONOMUS OPERATING SYSTEM, WHICH COULD OFFER BETTER MANAGEMENT OF RESOURCES. CALIFORNIA REGULATIONS PROHIBIT THE USE OF AUTONOMOUS VEHICLES IN THE PRODUCTION OF AGRICULTURAL PRODUCTS.



07



THE STATE OF CALIFORNIA IS CURRENTLY OFFERING A CLEAN OFF-ROAD EQUIPMENT (CORE) VOUCHER THAT MAKES THE ELECTRIC TRACTOR MORE AFFORDABLE TO PURCHASE. THIS VOUCHER IS PART OF THE PLAN TO GET CALIFORNIA VEHICLES ALL ELECTRIC.

ELECTRIC TRACTORS IN AGRICULTURE

JULY



SUNMONTUEWEDTHUFRI SAT

			1	2	3 OFFICE CLOSED FOR INDEPENDENCE DAY	4 INDEPENDENCE DAY
5	6	7	8	9	10	11
12	13	14	15	16	17	18
19	20	21	22	23	24	25
26	27	28	29	30	31	

08



FRUIT & NUT

Crop	Year	Harvested Acreage	Production Per Acre	Harvested Tons	Value Per Ton	Total Value	1: Includes Almonds, Apples, Apriums, Asian Pears, Berries, Citrus, Figs, Loquats, Melons, Mulberries, Nectarines, Pears, Pecans, Persimmons, Pistachios, Prunes, Pomegranates, Quinces, Strawberries
Almonds	2024	3,212	.65 Tons	2,088	\$4,723	\$9,861,624	
	2023	2,148	.67 Tons	1,439	\$4,523	\$6,551,000	
Apricots	2024	185	2.34 Tons	433	\$4,758	\$2,060,214	
	2023	187	1.98 Tons	370	\$3,916	\$1,448,920	
Blackberries	2024	4	.75 Tons	3.0	\$8,944	\$26,832	
	2023	4	.85 Tons	3.4	\$9,266	\$31,504	
Cherries	2024	1,217	2.62 Tons	3,189	\$3,346	\$10,670,394	
	2023	1,142	2.80 Tons	3,197	\$3,993	\$12,765,621	
Grapes	2024	1,628	3.52 Tons	5,731	\$933	\$5,347,023	
	2023	1,953	5.37 Tons	10,487	\$815	\$8,546,905	
Walnuts	2024	440	2.01 Tons	884	\$2,439	\$2,156,076	
	2023	491	1.82 Tons	894	\$1,126	\$1,006,644	
Miscellaneous 1	2024	771	Various	Various	Various	\$13,559,000	
	2023	496				\$2,379,000	
Total	2024	7,457				\$43,681,163	
	2023	6,666				\$33,994,693	



AUGUST



SUN

MON

TUE

WED

THU

FRI

SAT

						1
2	3	4	5	6	7	8
9	10	11	12	13	14	15
16	17	18	19	20	21	22
23	24	25	26	27	28	29
30	31					

CONTRA COSTA COUNTY CERTIFIED FARMERS MARKETS

CFM Name / Location	Day	CFM Name / Location	Day
Alamo	Sun	Martinez	Sun
Antioch Kaiser	Thu	Moraga	Sun
Brentwood	Sat	Orinda	Sat
Concord	Tues + Thu	Pinole	Sat
Danville	Sat	Richmond	Fri
Diablo Valley Shadelands	Sat	Rossmoor	Fri
Discovery Bay	Sun	San Ramon Bishop Ranch	Sat
El Cerrito	Tue + Sat	Walnut Creek	Sun
Kensington	Sun		



CONTRA COSTA
COUNTY LOCAL
U-PICK



HARVEST TIME
BRENTWOOD



09

SEPTEMBER



SUN

MON

TUE

WED

THU

FRI

SAT

		1	2	3	4	5
6	7 OFFICE CLOSED LABOR DAY	8	9	10	11	12
13	14	15	16	17	18	19
20	21	22 FALL EQUINOX	23	24	25	26
27	28	29	30			



VEGETABLE & SEED

	Year	Harvested Acreage	Production Per Acre	Tons Harvested	Value Per Ton	Total Value
Green Beans-Fresh Market	2024 2023	70 0	6.11 tons 0 tons	428 0	\$2,584 \$00	\$1,105,952 \$0
Sweet Corn	2024 2023	2,764 2,580	10.69 tons 10.40 tons	29,547 26,832	\$786 \$698	\$23,223,942 \$18,728,736
Tomatoes -1	2024 2023	3,219 3,338	62.00 tons 65.00 tons	199,578 216,970	\$117 \$134	\$23,350,626 \$29,073,980
Misc. -2	2024 2023	522 601	Various	Various	Various	\$2,413,100 \$2,975,000
Total	2024 2023	6,575 6,519	--	--	--	\$50,093,620 \$50,777,716

1 - Includes fresh and processed tomatoes.

2 - Includes asparagus, artichokes, beets, broccoli, cabbage, cardoon, carrots, cauliflower, cucumbers, eggplant, garlic, ginseng, greens, herbs, kohlrabi, lettuce, melons, mushrooms, okra, onions, peas, peppers, potatoes, pumpkins, radishes, squash, and wheat grass.

10

OCTOBER



SUN

MON

TUE

WED

THU

FRI

SAT

				1	2	3
4	5	6	7	8	9	10
11	12	13	14	15	16	17
18	19	20	21	22	23	24
25	26	27	28	29	30	31

11

WEIGHTS & MEASURES



THE CONTRA COSTA COUNTY DIVISION OF WEIGHTS AND MEASURES PROMOTES A FAIR AND EQUITABLE MARKETPLACE BY PERFORMING INSPECTIONS OF RETAIL PACKAGES AND COMMERCIAL WEIGHING AND MEASURING DEVICES. THESE EFFORTS CERTIFY THAT THE SALES OF HARVESTED CROP, LIVESTOCK, ANIMAL FEED, VEHICLE FUEL, AND OTHER COMMODITIES ARE BASED ON A PRECISE WEIGHT OR MEASURE. CONTRA COSTA COUNTY HAS OVER 41,000 COMMERCIAL DEVICES THAT REQUIRE TESTING. NEARLY 15,000 DEVICES NEED TO BE TESTED ANNUALLY. JUST OVER 22,000 ARE TESTED LESS FREQUENTLY PER REGULATIONS.

NOVEMBER



SUN

MON

TUE

WED

THU

FRI

SAT

1 DAYLIGHT SAVINGS END	2	3	4	5	6	7
8	9	10	11 OFFICE CLOSED VETERANS DAY	12	13	14
15	16	17	18	19	20	21
22	23	24	25	26 OFFICE CLOSED THANKSGIVING DAY	27 OFFICE CLOSED	28
29	30					

WEIGHTS & MEASURES

Advertisement & Transaction Verification	Commercial Devices
Petroleum Gas Stations	279
Retail Price Verification	5,305

Measuring Devices	Commercial Devices
Vehicle Fuel Stations Meters	8,382
Electric Sub Meters	6,756
Water Sub Meters	13,100
Vapor/ LPG/ LNG/ CNG Meters	3,779
Taxi Meters	94
Hydrogen Meters	6
Electric Vehicle Supply Equipment	556

12



Quality Assurance	Audited
Weighmaster Locations	10
Consumer Complaint Investigations	18

HAVE YOU SEEN THIS SEAL?

THIS SEAL IS PLACED ON DEVICES THAT OUR DEPARTMENT HAS INSPECTED AND FOUND TO BE IN COMPLIANCE. WHEN YOU SEE THIS SEAL, YOU CAN BE ASSURED THE DEVICE WAS ACCURATE AT THE TIME OF TESTING AND THAT YOU ARE RECEIVING THE CORRECT QUANTITY FOR YOUR PURCHASE.

Weighing Devices	Commercial Devices
Cannabis/ Light Capacity Retail Scales	2,224
Heavy Capacity Hopper/ Dormant Scales	105
Vehicle/ Railway Scales	102
Prescription/ Jeweler Scales	33
Livestock/ Animal Scales	14
Other Weighing Devices	2

DECEMBER



SUN

MON

TUE

WED

THU

FRI

SAT

		1	2 GROWER CONTINUING EDUCATION CLASS	3	4	5
6	7	8	9	10	11	12
13	14	15	16	17	18	19
20	21 WINTER SOLSTICE	22	23	24	25 OFFICE CLOSED CHRISTMAS DAY	26
27	28	29	30	31		



SCAN FOR AGRICULTURE DEPT. WEBSITE