

Workforce Development Board Annual Report



May 9, 2024
Tamia Brown, Executive Director
Workforce Development
info@ehsd.cccounty.us | (925) 608-4800



Workforce
Development Board
Contra Costa County



Agenda

- Bureau Overview
- Budget Overview
- Performance Highlights
- Achieving Equity
- WDB Board and Committees Roaster

Overview



Our Journey

Achieving Equity. That's our focus at the Workforce Development Board of Contra Costa County (WDB), a business-led board that builds public-private partnerships with education, economic development, labor, and community organizations to solve complex workforce challenges.

Our Mission

To promote a workforce development system that meets the need of businesses, job seekers, and works in order to ensure a strong, vibrant economy in Contra Costa County

Financial Highlights

Financial Performance Review

During the 2023-2024 Fiscal Year, the WDB has become more efficient by hiring additional FTEs who have been working diligently to achieve important milestones. The increase in the competitive grants awarded to the WDB is a testament to our commitment to serving the community.

Monitoring and 2023 Audits

2022-2023: Section 188 Equal Opportunity Program Monitoring. March 2023.

No areas of concern were identified.

Scope of the monitoring included policies, documents, oversight of program operators/providers

2022-2023: Youth Program & Fiscal Monitoring. November 2023.

No areas of concern were identified.

The scope of the monitoring included policies, data reporting, expenditures, fiscal reporting, oversight of program operators/providers

2023-2024: Regional Plan Implementation 5.0. (March 2024).



FY 2024-2FY 2024-2025 Budget Projection

Other		WIOA		Competitive Grants	
AB109	\$ 217,707	Rapid Response / Layoff Aversion	\$ 178,185	Regional Planning Imp 5.0 and RERP	\$ 665,692
Regional Planning Unit	\$ 703,547	Adult Admin / Adult Program	\$ 2,568,102	Workforce Accelerator Funds	\$ 241,519
		Dislocated Worker Admin / Dislocated Worker Program	\$ 1,633,970	Californians for All Grant	\$ 1,446,586
		Youth Admin / Youth Program	\$ 2,136,336	Employment Training Panel	\$ 1,490,715
				High Road Training Partnership 1 & 2	\$ 703,546
				Prison 2 Employment	\$ 122,902
				Dislocated Oil and Gas Workers Fund	\$ 1,000,000
Total Other:	\$ 921,254	Total WIOA:	\$ 6,516,593	Total Grants:	\$ 5,670,960
Total Proposed 24/25					\$ 13,108,807

Competitive Grants Performance

Workforce Accelerator Fund - EMT 4 Equity

56	People served (more than double the goal)
24	Industry recognized credentials (exceeds performance goal)
22	Job placements (exceeds performance goal)

Division of Apprenticeship Standards - Paramedic Apprenticeship

1	Secured DOL Apprenticeship Registration
27	Participants enrolled in WIOA
27	Apprentices enrolled in paramedic school

High Roads Training Partnership - Multi-Employer Apprenticeship Expansion

9	New employers engaged for apprenticeship evaluations
2	New Local Education Agencies (LEA) secured for participation

PY 2021-2022 WIOA Performance Measures

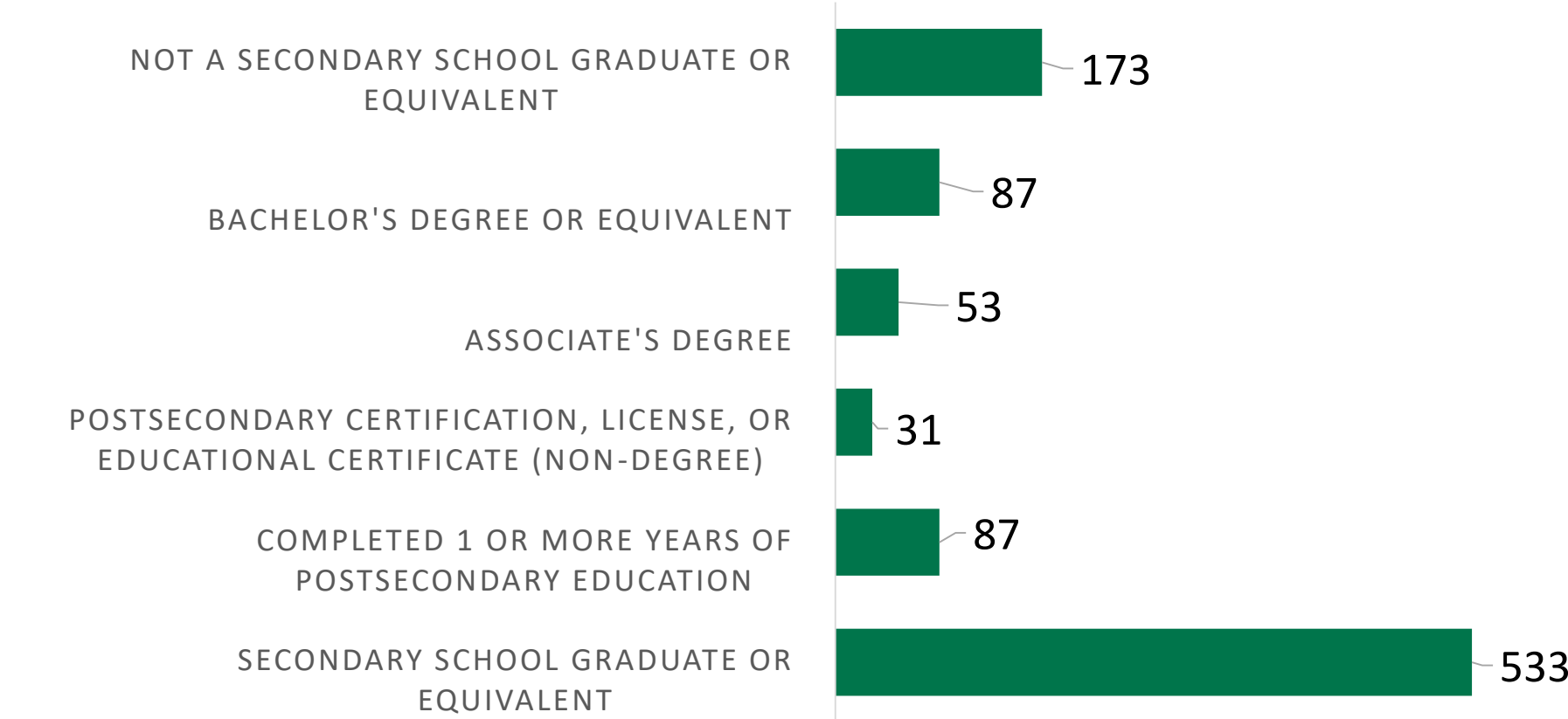
	Adult	Dislocated Worker	Youth
Employment Rate 2nd Quarter, After Exit	72.3%	72%	62.7%
Employment Rate 4th Quarter, After Exit	68.4%	68.9%	75.6%
Median Earnings	\$9,668	\$9,694	\$3,472
Credential Attainment	58.8%	49.3%	73.7%

PY 2023-2024 WIOA Performance Measures (7/1/2023-3/31/2024)

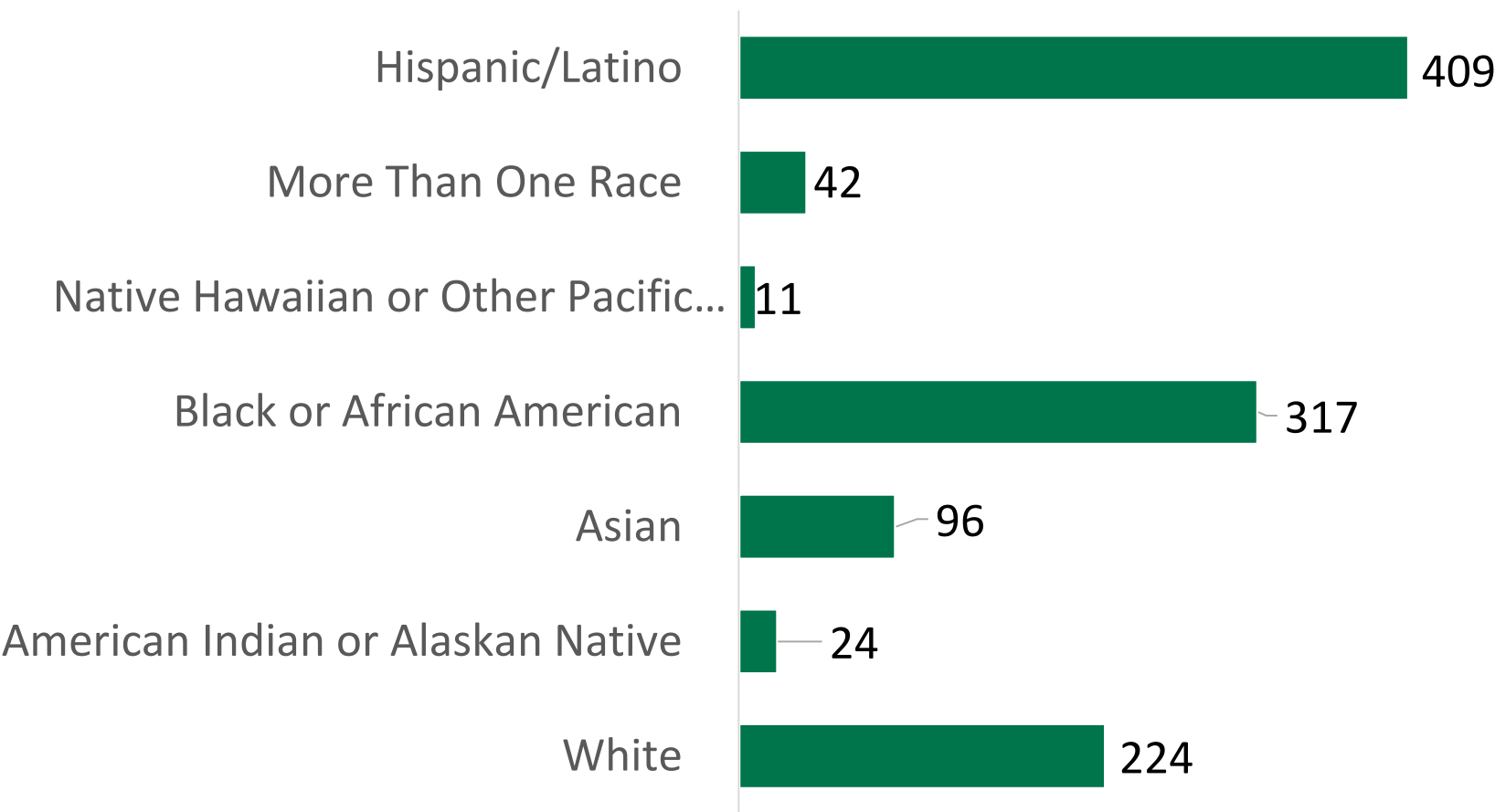
	Adult	Dislocated Worker	Youth
Employment Rate 2nd Quarter, After Exit	69.5%	67.5%	63.8%
Employment Rate 4th Quarter, After Exit	70.4%	65.1%	56.9%
Median Earnings	\$9,540.88	\$9,611.84	\$3,399.84

PY 2023-2024 WIOA DEIA Measures (7/1/2023-3/31/2024)

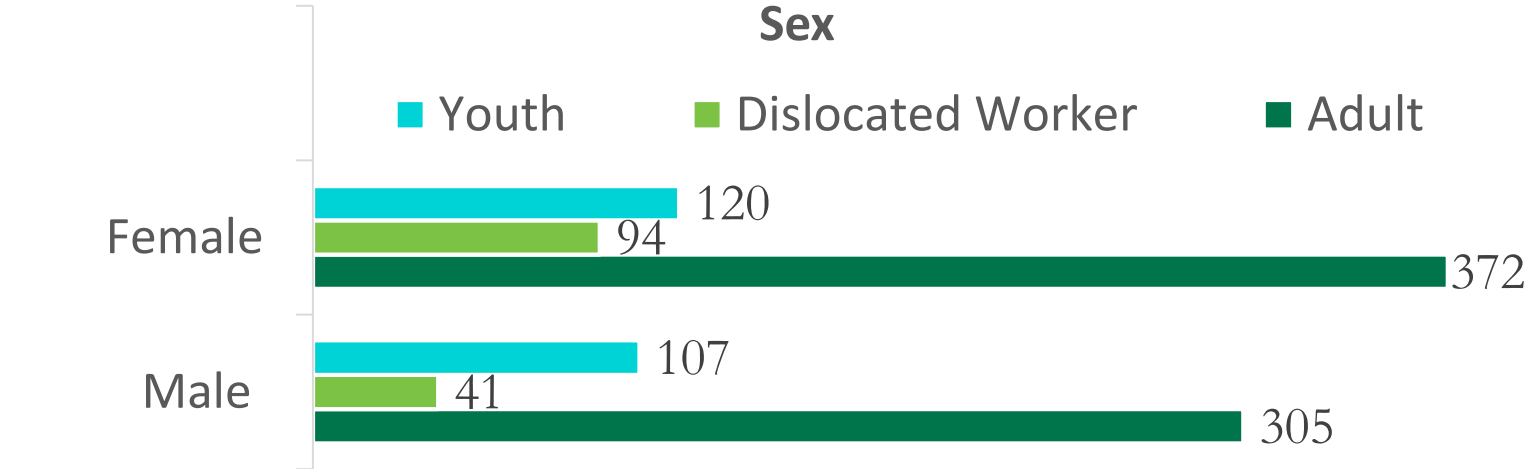
EDUCATION LEVEL



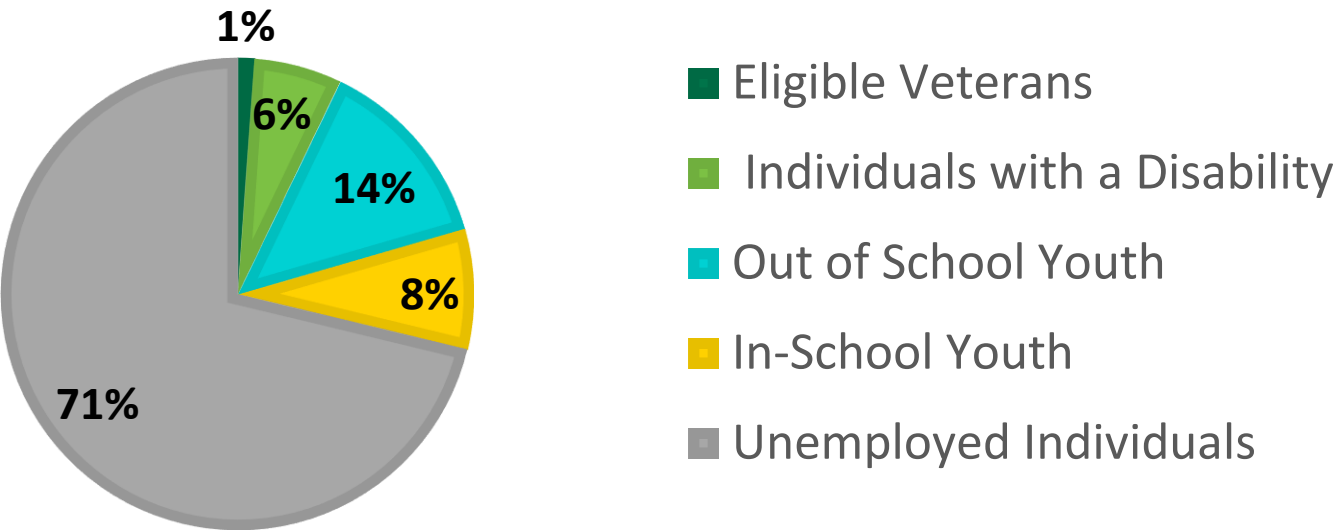
Ethnicity/Race



Sex



DEMOGRAPHICS



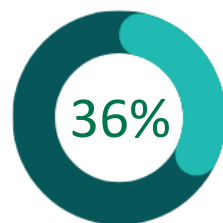
WDB Achieving Equity

- The CCWORKS program is designed for participants who receive CalWORKS benefits and are considered low-income.
- The Tekperfect pilot program successfully graduated and placed into paid internships an 11-person cohort of all people of color and 6 women to help them access the tech field.
- Think Contra Costa supports minority business owners in California, who comprise 45% of all business owners.
- The WAF 11 Maritime Skills Training grant aims to provide quality employment and career opportunities to low-income and disadvantaged populations who may not have access to the maritime industry.
- The Workforce Health Ambassador Project hires disadvantaged individuals and trains them to become health advocates. The project's distinguishing feature is that it provides participants with a living wage and full benefits.
- The Family Harvest Farm operates a Garden Apprenticeship program for young people who have lived in foster care. The program provides employment and wrap-around support, such as mentoring, transportation assistance, and professional development.
- For Measure X our goal is Intergenerational Thriving: We strive to be a community that intentionally strengthens and provides support for all residents and for family members of all generations, including children, youth, and older adults.

Top Services Received at AJCC

Services Provided	FY 2021-2022	FY 2022-2023	FY 2023 - March, 2024	Increase/Decrease on Average
AJCC-Resource Room	544	1918	3713	173%
EDD Unemployment Insurance Assistance	1503	3390	2957	56%
AJCC/EDD Workshops and Job Fair	1305	1701	1542	10%
AJCC/EDD - Career Coach Appointment	33	270	305	366%
SBDC/ EDD Business Employer Services	542	115	134	-31%
Other	255	1914	1620	
TOTALS:	4182	9308	10271	

Top 3 Services Provided to Visitors in FY 2023-2024



Resource Room



Unemployment Insurance Assistance



Workshop

From July 1, 2023, to March 21, 2024, a total of 10,271 customers were serviced.



CCWORKS

Provides employment placement services to CalWORKS and Welfare-to-Work (WTW) participants of Contra Costa County.

01

PERFORMANCE

- 169 Clients Served
- 33 CCWORKS (Subsidized Employment) Work Experience (WEX) Placements
- 23 Unsubsidized Employment Placements (Non-CCWORKS)

02

SUCCESSES

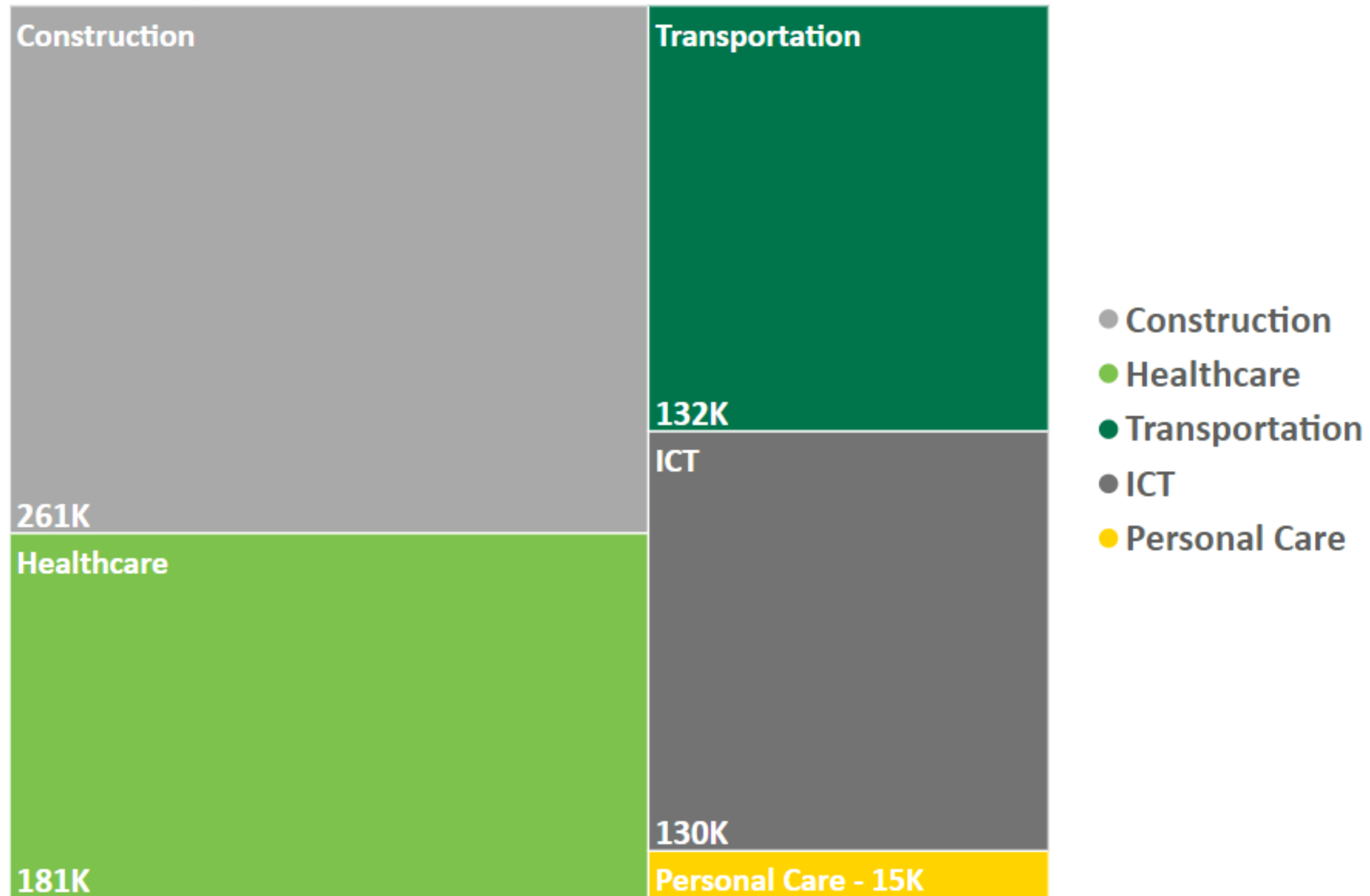
- New data tracking tools for improved data analysis and reporting
- Successful second year of CCWORKS Summer Youth Employment Program
 - 1.7 Students, 75% increase in participation from last year
 - 2. Ages 16-17
 - 3. Paid work experience in EHSD District Offices, Clerical

03

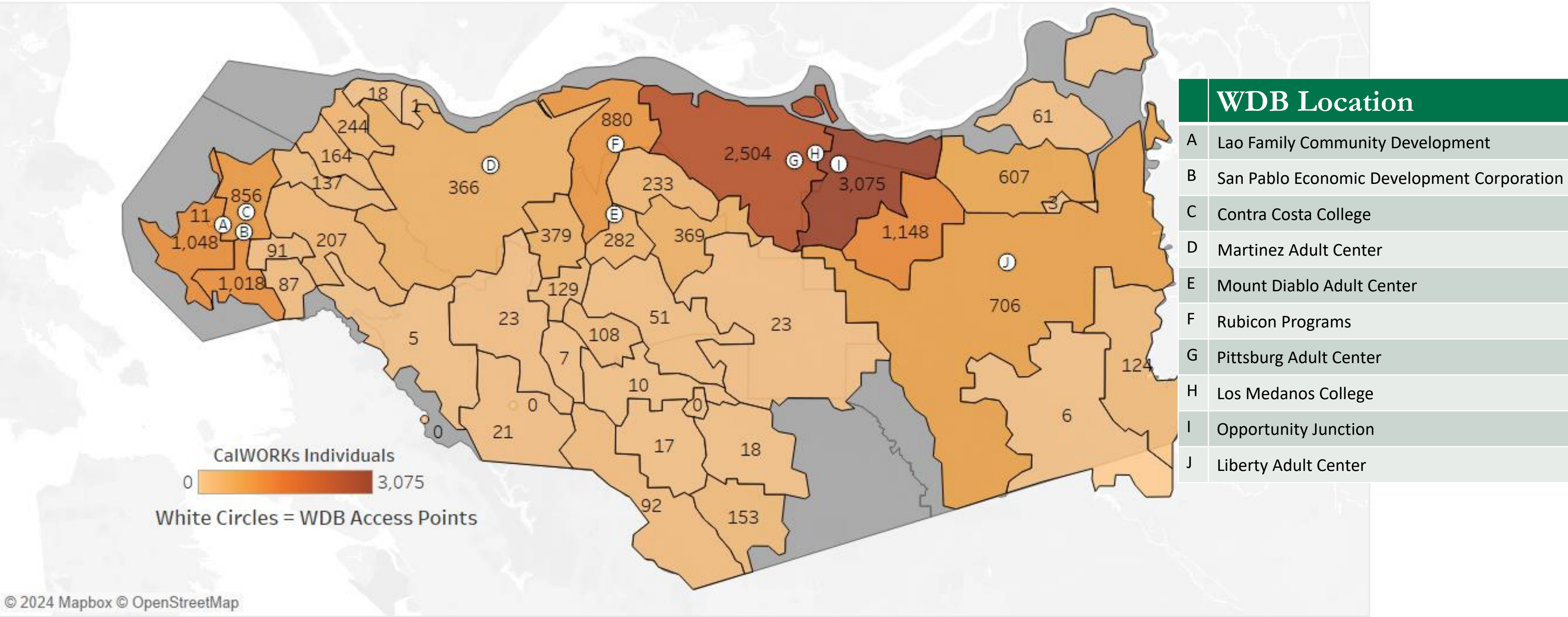
CHALLENGES

- Wages not competitive/livable wage
- Onboarding Lengths for internal placements remain long

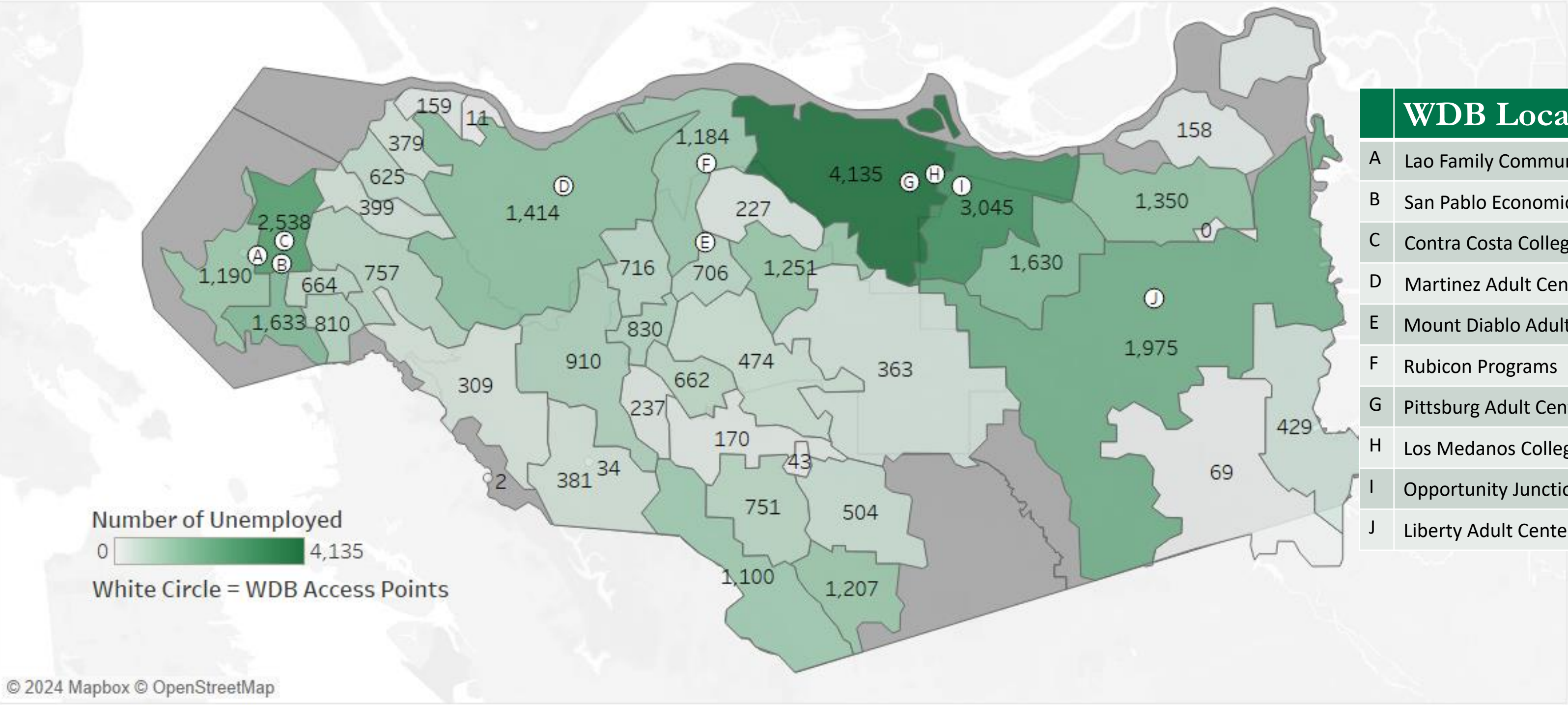
Training Investments by Industry



WDB Locations and CalWORKs Individuals by Zip Code



WDB Locations and Number Unemployed by Zip Code



Our Committees



- **Executive Committee**

The primary objective is to support system alignment, service integration, and continuous improvement, using data to support evidence-based policymaking.

- **Business and Economic Development Committee**

The primary objective of the Business & Economic Development (BED) Committee is to meet the workforce needs of high-demand sectors of the local and regional economies.

- **Youth Committee**

The WDB Youth Committee the primary objective is to increase the number of young adults between the ages of 14 and 24, with emphasis on at-risk youth and those from low-income communities who graduate prepared for postsecondary vocational training, further education, and/or a career.

WDB Board

- **Business Seats:**
10 seats Active, 3 seats Vacant
- **Workforce and Labor Seats:**
5 seats Active
- **Education and Training Seats:**
3 seats Active
- **Governmental Economic and
Community Development Seats:**
3 seats Active
- **Flex Seats:**
3 seats Active



Board Members

Business Seat #	Name	Organization	Committee
1	MICHAEL MCGILL	MMS Design Associates, Inc.	Executive & Youth Committee
2	JERRY L. ARANAS	Lam Research	Youth Committee
3	YOLANDA VEGA (CHAIR)	Peak Performance Corporate Training	Executive & Business & Economic Dev. Committee
4	TERRY CURLEY (VICE CHAIR)	United Business Bank	Executive & Business & Economic Dev. Committee
5	DOUGLAS R. LEZAMETA	Fusion Latina Network	Business & Economic Development Committee
6	SARAH A. CHODAKEWITZ	John Muir Health	Business & Economic Development Committee
7	NICHOL CARRANZA	Sr. Rep. Corporate Social Responsibility & Public Affairs	Business & Economic Development Committee
8	VACANT		
9	VACANT		
10	VACANT		
11	STEPHANIE RIVERA (VICE CHAIR)	Lazarex Cancer Foundation	Executive & Business & Economic Dev. Committee
12	MONICA MAGEE	Bishop Ranch	Business & Economic Development Committee
13	VACANT		

Youth Committee members:

Name	Organization
Bill Mahoney	
Drew Douglas	Contra Costa Community College District
Gina Del Carlo	Earn and Learn
Jerry Aranas	
Lynn Mackey	Contra Costa County Office of Education
Mayling Alvarado	EDD Workforce Services Bureau
Mike McGill	MMS Design Associates
Robert* Muller	PBF Energy
Shawn Einck	Life-Skills Empowerment Group
Tom Hansen	IBEW Local 302
Heather Fontanilla	

- WDB Staff to Youth Committee - Noramah Burch

Youth Community Ad-HOC Members

System / Focus Area	Member	Organization
Child Welfare	Don Graves	Contra Costa Independent Living Skills Program
Housing and Homelessness	Christy Saxton	The Health, Housing and Homeless Services (H3) Division within Contra Costa Health Services
LGTBQ+	Dana TherActivist Johnson	Rainbow Community Center
Probation / Law Enforcement	Kiki Farris	Probation, Contra Costa County
Education / Employment	Gina Del Carlo	Earn and Learn
Service Provider	Natasha Paddock	COPE Family Services

AJCC Partners & Programs

Workforce Development Board of Contra Costa County

- Title 1 -Adult
- Title 1 -Dislocated Workers
- Title 1 –Youth

Contra Costa County Probation Department

- Second Chance Act

Contra Costa County Housing Authority

- Housing Authority

Contra Costa County Employment and Human Services Department (EHSD)

- Senior Community Services Employment Program (SCSEP)
- TANF / CalWORKS

Martínez USD-AED

Mt. Diablo USD-AED

West Contra Costa USD

Liberty USD -AED

Pittsburg AED

Contra Costa Office of Education

- Adult Education / Literacy

Employment Development Department (EDD)

- Veterans
- Trade Adjustment Assistance
- Unemployment Assistance

Contra Costa County College District

- Career / Technical Education

California Human Development

- Migrant / Seasonal Workers (Section 167)

Job Corps

- Job Corps

California Department of Rehabilitation

Greater East Bay District

- Vocational Rehabilitation

Northern California Indian Development Council, Inc

Scotts Valley Tribal TANF

- Native American (Section 166)

Social Media & Public Engagement

Activity

Description

FY 23-24

Impressions

A post was seen on a social media feed

Total: ~81,800
Facebook: 36,300
LinkedIn: 16,500
Twitter: 29,000

Engagements

A viewer clicked on, commented, shared, retweeted, or liked a post

Total: ~4,000
Facebook: 2,300
LinkedIn: 1,100
Twitter: 600

Post Link Clicks

A viewer clicks through to the WDBCCC website or external link

Total: ~983
Facebook: 250
LinkedIn: 610
Twitter: 123

Audience Growth

Increase in followers

Total: ~229
Facebook: 61
LinkedIn: 161
Twitter: 7

Post Shares

A viewer re-shared the post to their followers.

Total: ~507
LinkedIn: 99
Facebook: 257
Twitter/X (Retweets): 151

Follow Us

- LinkedIn: [Workforce Development Board of Contra Costa County | LinkedIn](#)
- Facebook: [Workforce Development Board of Contra Costa County | Concord CA | Facebook](#)
- Website: <https://www.wdbccc.com>

Tamia Brown, Executive Director
Workforce Development

