

Community Advisory Board

Retreat Annual Planning



Saturday, May 30, 2026

Welcome & Overview



Morning Agenda

9:00 - 9:20am	Welcome and Meeting purpose
9:20 - 9:50am	AB 109: History & CCC Local Landscape & Structures
9:50 - 10:20am	AB 109 & The Money
10:20 - 10:30am	BREAK
10:30 - 11:00am	Overview of the Office of Reentry & Justice
11:00 - 11:30am	AB 109 Program Data, Evaluation, and Monitoring
11:30 - 12:00pm	Overview of Performance – Based Contracting
12:00 - 12:30pm	LUNCH



Afternoon Agenda

12:30 - 12:50pm	Welcome and meeting purpose
12:50 - 1:20pm	Expectations of CAB Members
1:20 - 1:50pm	CAB Recommendations & Future Work
1:50 - 2:00pm	BREAK
2:00 - 2:30pm	Organizing & Action Planning for 2026
2:30 - 3:00pm	CAB Ambassador Program
3:00 - 3:20pm	Lessons Learned
3:20 - 3:30pm	Next Steps / Final Q & A / Closing Remarks
3:30 – 3:30pm	Adjourned



Introduction & Ice-break



AB 109: History & Intent



What is mass incarceration, and why is it important?



AB 109 Public Safety Realignment Act

In 2011, the state of California enacted the AB 109 Public Safety Realignment Act which **transferred the housing and supervision** of specific low-level offenders to the counties.

Post-Release Community Supervision (PRCS)

Individuals serve their sentence in state prison and return to the community under county-level supervision.

Penal Code 1170(h)

A “split-sentence” where an individual serves part of their term in the county jail and completes the remainder under Probation supervision in the community.



AB 109 Public Safety Realignment Act (contd.)

Community Corrections Partnership (CCP)

Overseeing the **development and implementation** of the County's AB 109 Realignment Plan

Community Advisory Board (CAB)

Established in 2012 to ensure **community voices** shape local justice reform efforts by:

- Providing input on **reentry and realignment strategies**;
- Assessing the **implementation** of the County's realignment plan;
- Reviewing **program outcome** data;
- Advising on **community engagement** approaches;
- Recommending **programs and policies** aligned with the County's Reentry Strategic Plan





Reducing Recidivism Through Prison Reform

- Developing evidence-based programs to reduce recidivism
- Community Corrections Programs
- Educating returning residents



Snapshot of Reentry Service Delivery System

Probation

County AB 109 Services

Behavioral Health | AODS | Forensics | Mental Health

Housing & Homeless Services

Benefits & Employment Supports

Upcoming Pilot Programs

Guaranteed Income

Gender Responsive

Peer Support & Transportation Services

Innovative Reentry Projects

Community Programs

Reentry Service Hubs

Housing Services

Employment Services

Mentoring & Family Reunification

Civil Legal Aid



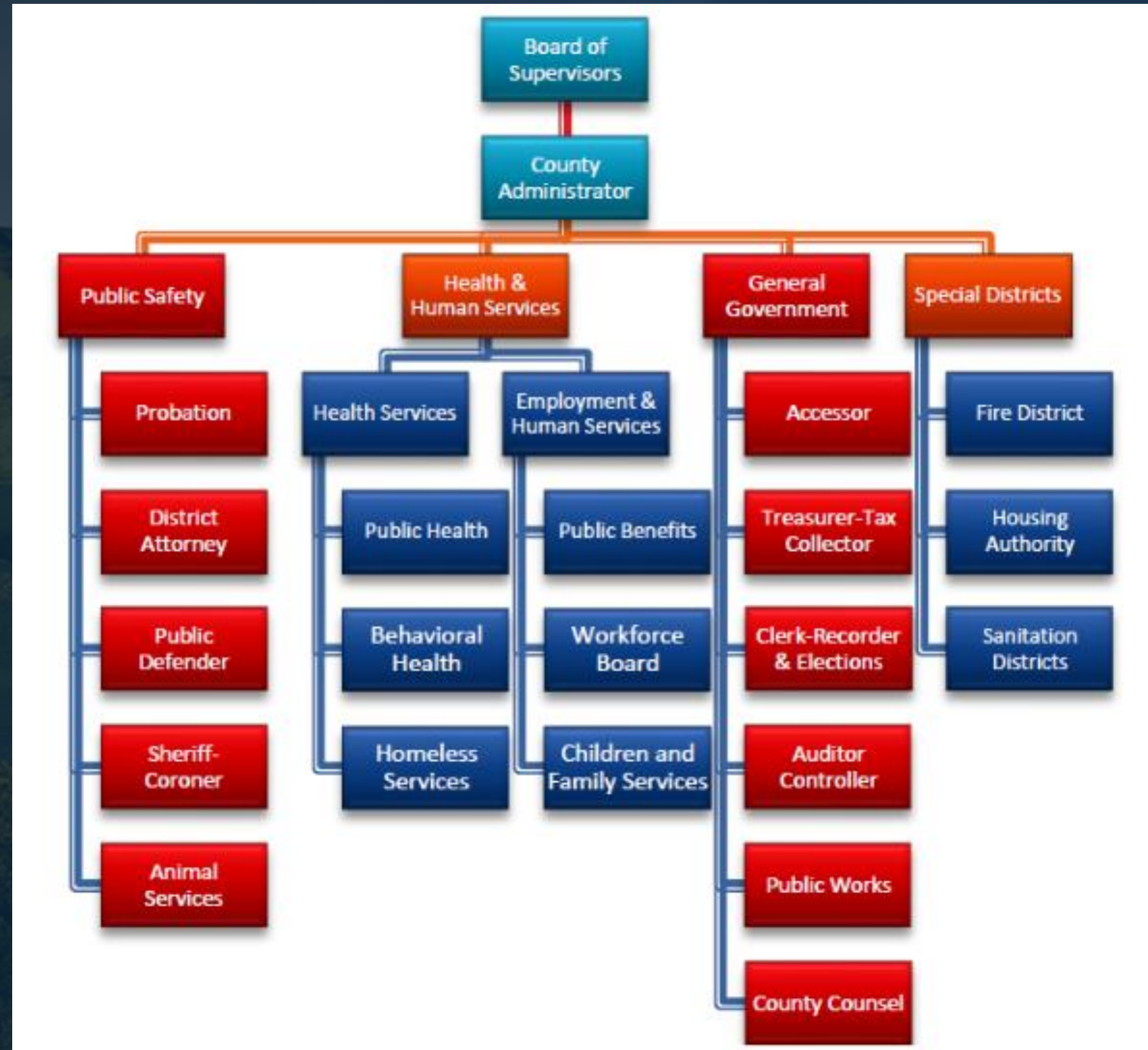
Q & A



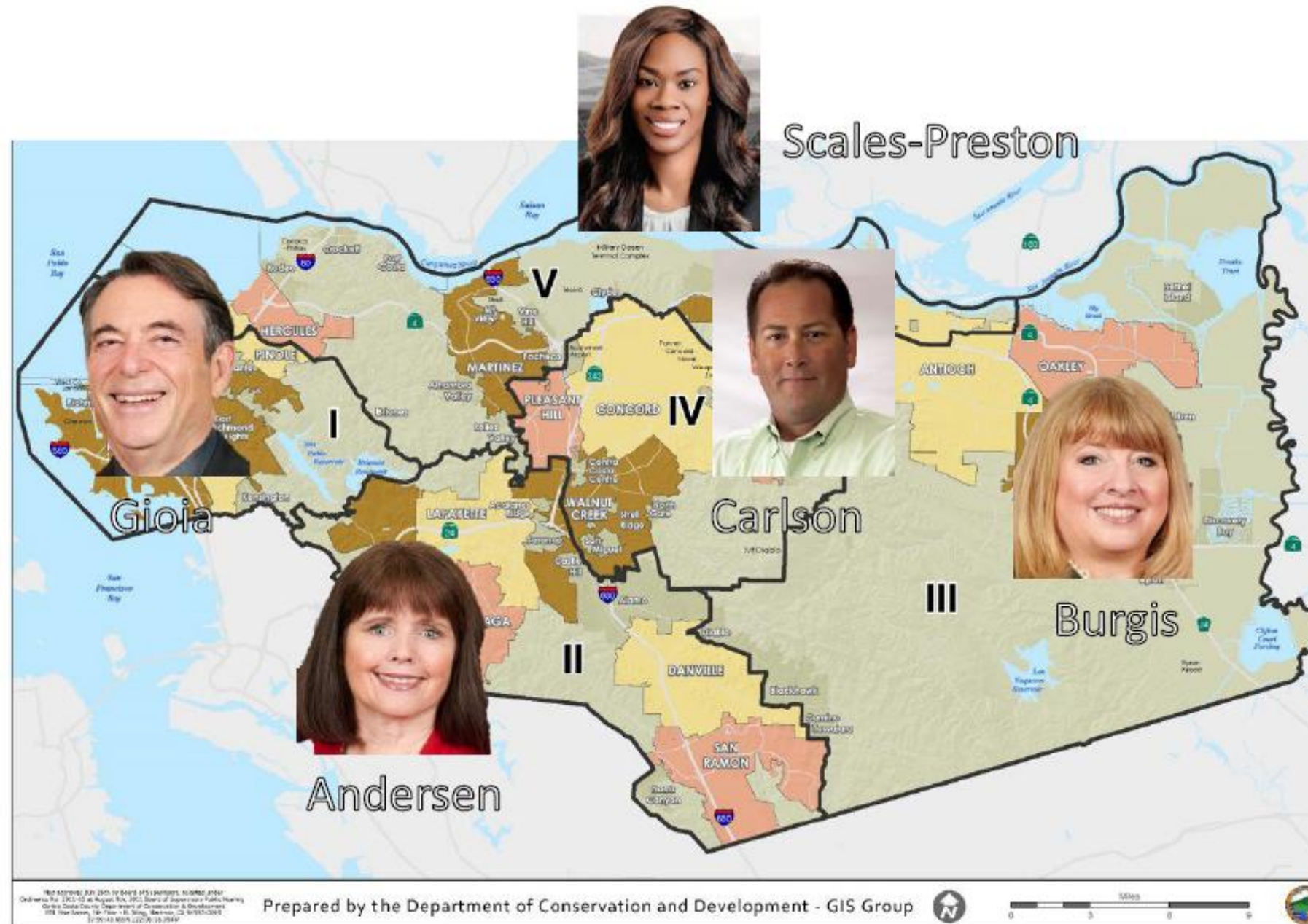
CCC: Local Landscape & Structures



County Government Structure



Contra Costa County: Supervisorial District Map



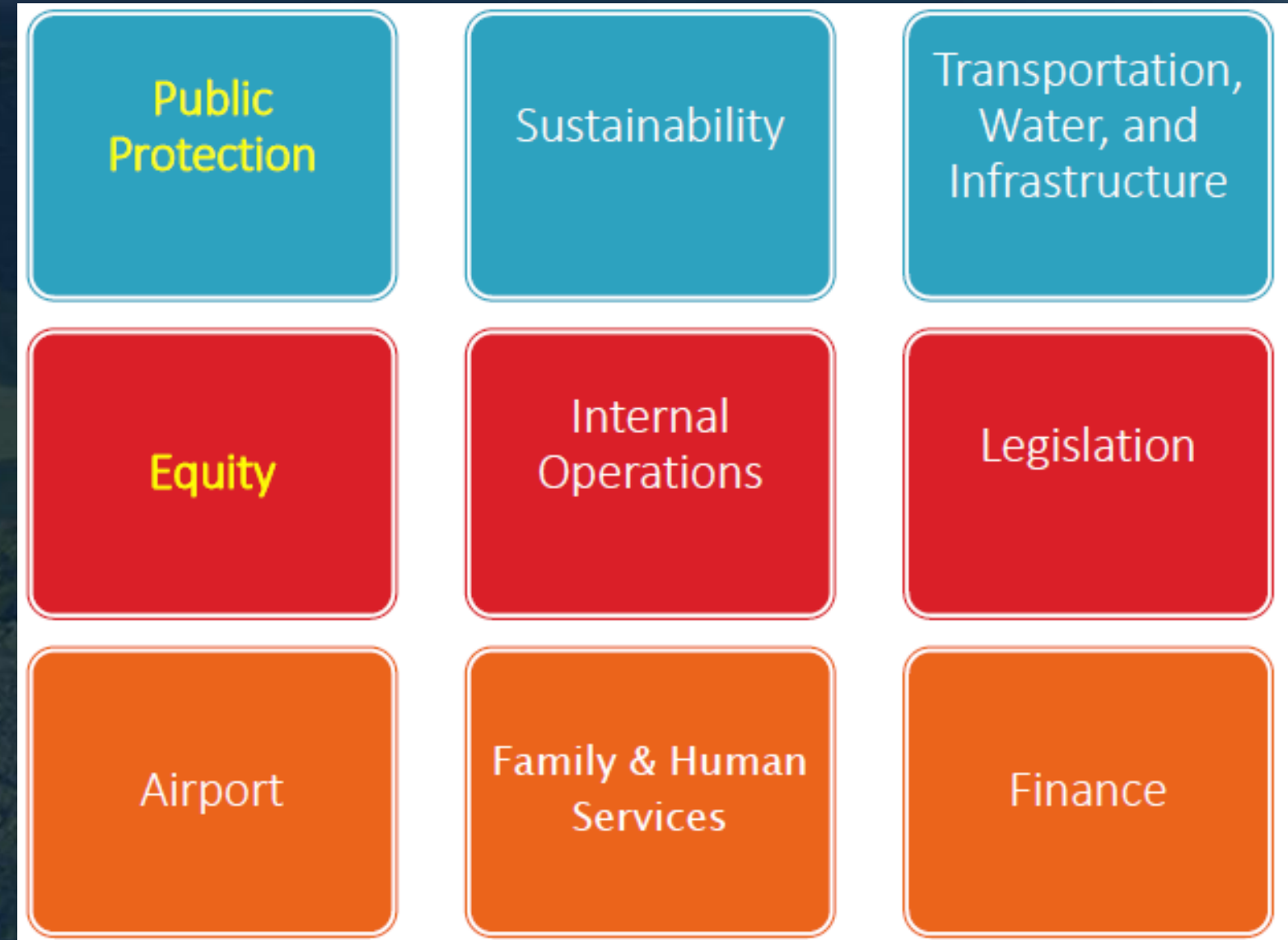
CCC Board of Supervisors (Standing Committees)

County Districts

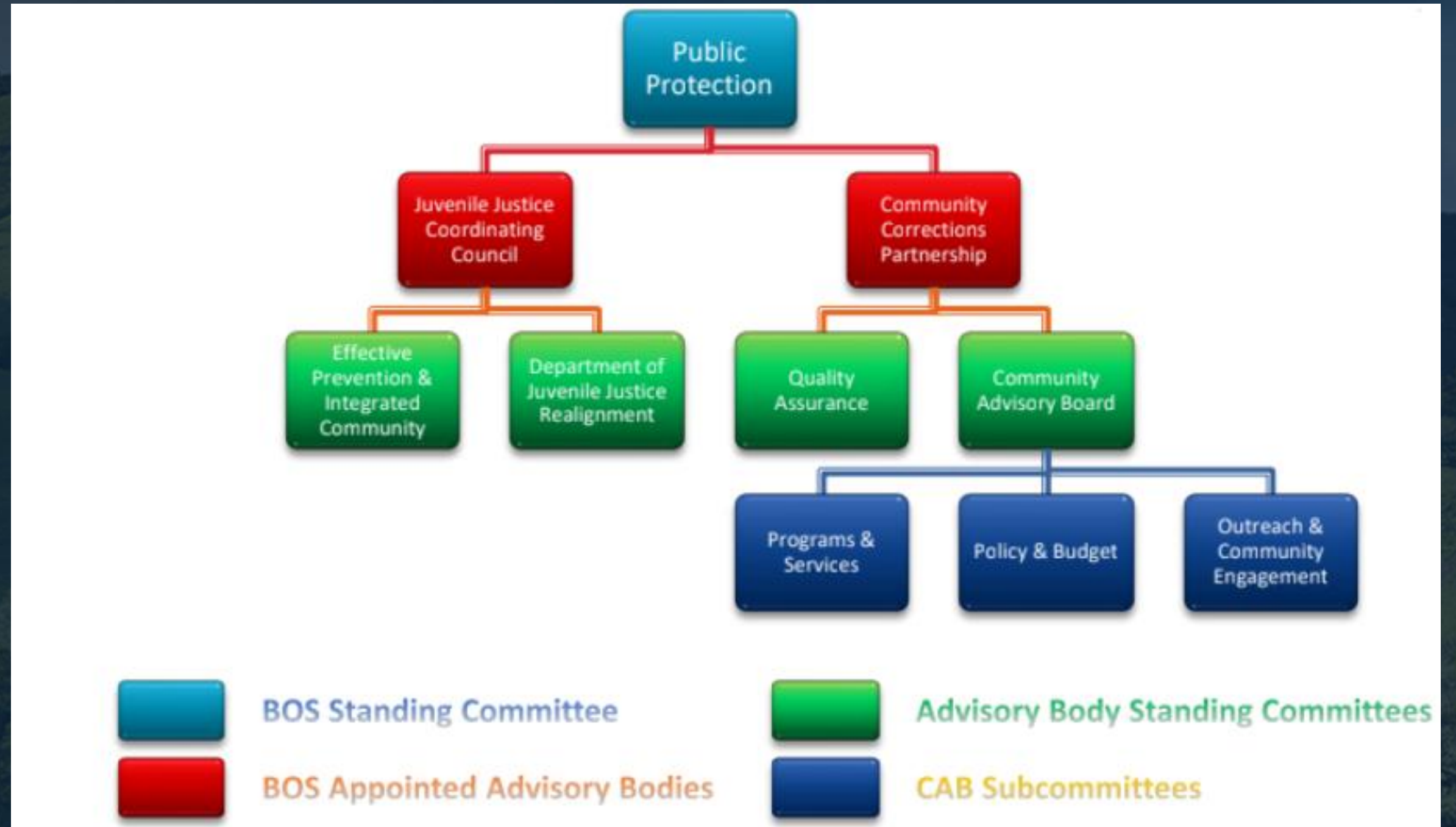
1. John Gioia
2. Candace Andersen
3. Diane Burgis
4. Ken Carlson
5. Shanelle Scales-Preston

Board Standing Committees:

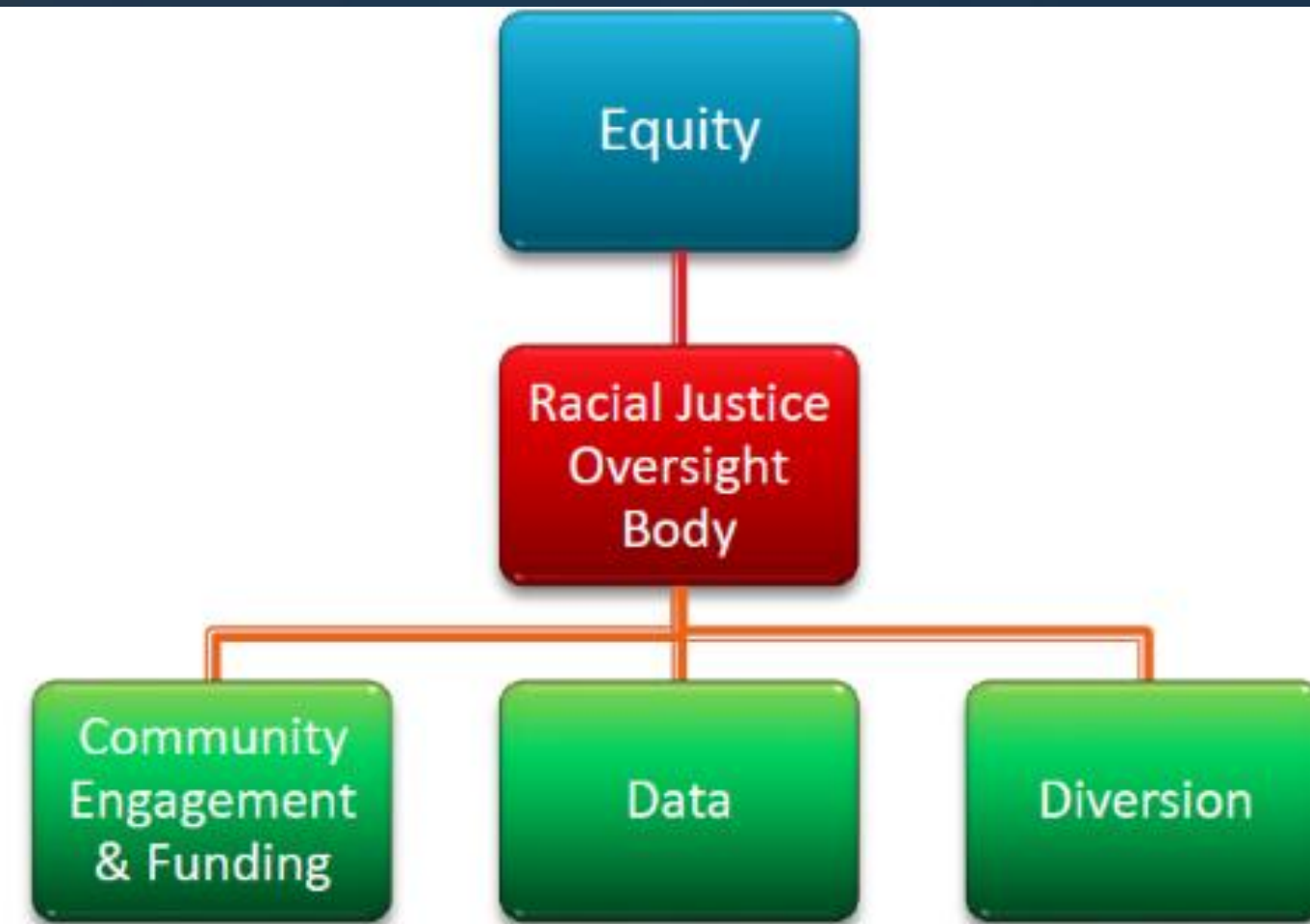
<https://www.contracosta.ca.gov/1739/Board-Standing-Committees>



Public Safety & Justice System Advisory Bodies



Public Safety & Justice System Advisory Bodies



BOS Standing Committee



BOS Appointed Advisory Bodies



Advisory Body Standing Committees



CAB Subcommittees



Q & A



Break



AB 109 & The Money



AB 109 Revenues & Expenses

Three Key Terms

- Revenues – Funds coming in
- Budget – Allocations of revenues
- Expenses – Actual use of funds (i,.e. expenditures)



Revenues

- AB 109 Revenues are largely “projected.”
 - A portion of State Sales Tax & Vehicle License Fees
- Legislative bodies, including the BOS, approve annual budgets based on these projections
- AB 109 Revenue mostly falls in two “buckets.”
 - Base allocations – set by the State per county
 - Growth Funds – performance-based that factors metrics
 - 10% of Growth – set aside as Innovation Fund



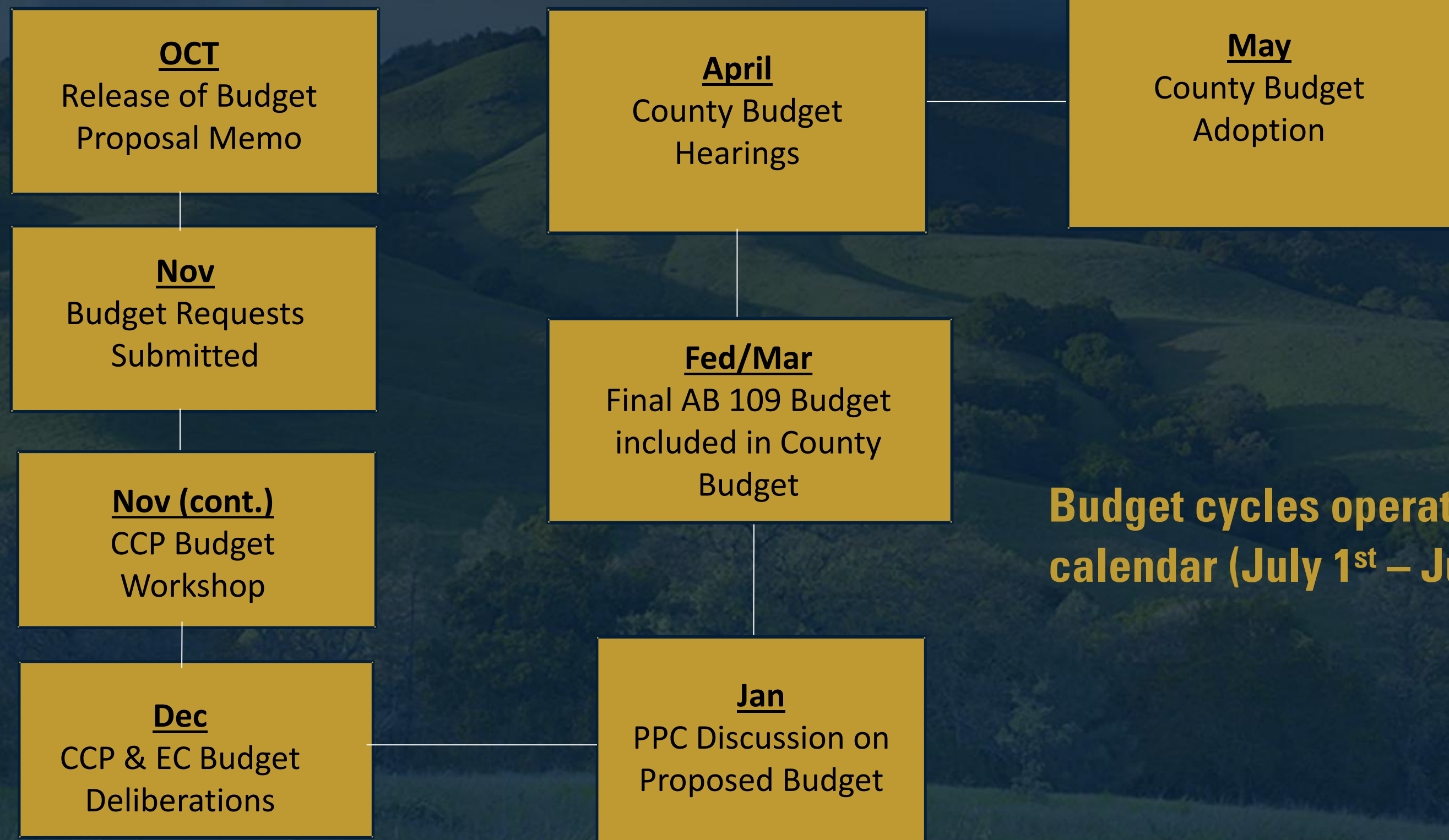
AB 109 Revenue Trends: Contra Costa County FYs 2021 - 2026

LOCAL COMMUNITY CORRECTIONS FUND BALANCE

	FY 20/21	FY 21/22	Actuals FY 22/23	FY 23/24	FY 24/25	Adopted FY 25/26	Recommended FY26/27
REVENUES:							
Base Revenue	30,539,954	29,982,336	30,222,569	39,306,317	37,110,521	38,452,551	38,868,224
Growth Revenue	-	3,882,254	5,066,248	1,282,896	-	1,289,590	1,550,279
Net Revenue	30,539,954	33,864,590	35,288,818	40,589,213	33,383,559	39,742,141	40,418,503



Budgets – Local AB 109 Budgeting Cycle



Budget cycles operate by a fiscal year calendar (July 1st – June 30th)



Budgets – Budgeting Allocations



- **FY 26/27 CCP Total Budget Request Summary**
 - Refer to Agenda Packet



- **FY 26-27 CAB Budget Proposal & Program Narrative**
 - Refer to Agenda Packet



Expenses

Quarterly Financial Reporting Summary

- FY 25-26 Q3 Financial Summary
- FY 25-26 Q3 Departmental Spending
- AB 109 Fund Balance Projections
- AB 109 One-Time Reserve Funding Expenditures



FY 25-26 Q3 Financial Summary

	APPROVED BUDGET	ACTUALS YTD	BUDGET VS ACTUAL
REVENUES:			
2025-26 Base Allocation	\$ 38,452,551	\$ 28,593,267	\$ 9,859,284
2024-25 Growth Allocation	1,432,878	303,854	\$ 1,129,024
10% Growth transfer to Local Innovation	(143,288)	-	\$ (143,288)
TOTAL REVENUE	\$ 39,742,141	\$ 28,897,121	\$ 10,845,020
EXPENDITURES			
Ongoing Reimbursements to Departments	\$ 41,455,465	\$ 27,606,396	\$ 13,849,069
One-time Reimbursement to Departments	\$ 5,171,752	\$ 1,579,370	\$ 3,592,382
TOTAL EXPENDITURES	\$ 46,627,217	\$ 29,185,766	\$ 17,441,451
NET CHANGE IN FUND BALANCE	\$ (6,885,076)	\$ (288,646)	\$ (6,596,430)
FUND BALANCE, BEGINNING	\$ 42,637,233	\$ 44,806,227	\$ 44,806,227
FUND BALANCE, ENDING	\$ 35,752,157	\$ 44,517,581	\$ 38,209,797



FY 25-26 Q3 Departmental Spending

Agency	Budget	Q1 Amount	Q2 Amount	Q3 Amount	Q4 Amount	Total Reimbursement	Budget Balance	% Expended
Sheriff's Office	\$12,477,326	\$2,537,838.00	\$3,309,104.00	\$2,852,677.00		\$8,699,619.00	\$3,777,707.00	70%
Probation (PRCS)	\$3,721,629	\$626,749.00	\$690,631.00	\$822,983.00		\$2,140,363.00	\$1,581,266.00	58%
Probation (Pre-trial)	\$1,258,781	\$298,195.00	\$308,091.00	\$296,671.00		\$902,957.00	\$355,824.00	72%
Office of Reentry Justice (ORJ)	\$1,284,305	\$264,513.00	\$322,571.00	\$263,137.00		\$850,221.00	\$434,084.00	66%
Behavioral Health Services	\$3,558,567	\$435,817.00	\$767,922.00	\$567,497.00		\$1,771,236.00	\$1,787,331.00	50%
Health, Housing, & Homeless (H3)	\$552,900	\$118,973.76	\$107,241.74	\$101,857.00		\$328,072.50	\$224,827.50	59%
Detention Health Services	\$1,480,646	\$360,961.30	\$359,909.00	\$350,498.00		\$1,071,368.30	\$409,277.70	72%
Public Defender	\$6,916,128	\$1,705,354.62	\$1,643,809.97	\$1,655,974.54		\$5,005,139.13	\$1,910,988.87	72%
District Attorney	\$2,407,781	\$625,579.25	\$638,779.56	\$615,070.88		\$1,879,429.69	\$528,351.31	78%
EHSD Re-entry	\$233,562	\$68,755.00	\$95,760.00	\$69,047.00		\$233,562.00	\$0.00	100%
EHSD Workforce Development Board	\$220,736	\$67,182.31	\$45,540.31	\$47,943.15		\$160,665.77	\$60,070.23	73%
CCC Police Chiefs Association (MHET)	\$542,701	\$0.00	\$75,435.00	\$100,500.00		\$175,935.00	\$366,766.00	32%
Community Programs	\$7,023,000	\$612,606.00	\$1,987,981.00	\$1,662,619.00		\$4,263,206.00	\$2,759,794.00	61%
Superior Court	\$237,829	\$0.00	\$124,622.00	\$0.00		\$124,622.00	\$113,207.00	52%
Total	\$41,915,891	\$7,722,524.24	\$10,477,397.58	\$9,406,474.57		\$27,606,396.39	\$14,309,494.61	66%

Explanation for variances <15% or \$25,000

Probation (PRCS): 58% of budget - Underspending due to vacancies earlier in year, but costs to catch up in Q4. Contract spending also shifted to other available resources.

Behavioral Health: 50% of budget - Underspending due to vacancies, and timing variance in expenditure recognition. Dept updated the billing methodology from accrual to cash basis, but anticipate spending most funding by end of FY.

Health (H3): 59% of budget - Reduction in the number of AB109 participants for Q3 at the Richmond shelter & dependency on additional referrals and bed availability to ensure funds are expended within 15% by the end of the FY.

EHSD Reentry: 100% of budget - Historically underclaimed in prior years leading to reaching max budget in Q3. Dept re-evaluating to forecast a more realistic budget for future budget cycles.

MHET: 32% of budget - As of April 2026, the City of Concord contract is still in process, therefore no reporting for 1 out of 3 cities.

Superior Court: 52% of budget - Reports to Probation Department twice per year. On track to spend full allocation by Q4.



AB 109 Fund Balance Projections

LOCAL COMMUNITY CORRECTIONS FUND BALANCE

	FY 20/21	FY 21/22	Actuals FY 22/23	FY 23/24	FY 24/25	Adopted FY 25/26	Recommended FY26/27
<u>REVENUES:</u>							
Base Revenue	30,539,954	29,982,336	30,222,569	39,306,317	37,110,521	38,452,551	38,868,224
Growth Revenue	-	3,882,254	5,066,248	1,282,896	-	1,289,590	1,550,279
Net Revenue	30,539,954	33,864,590	35,288,818	40,589,213	33,383,559	39,742,141	40,418,503
<u>EXPENDITURES:</u>							
Ongoing Program Expenditures	25,945,784	27,583,150	30,833,771	33,743,167	35,550,040	41,455,465	43,645,862
One-time Reserve Expenditures					637,427	5,171,752	7,888,523
Total Expenditures	25,945,784	27,583,150	30,833,771	33,743,167	36,187,467	46,627,217	51,534,385
<u>FUND BALANCE / RESERVE:</u>							
Net Fund Cost	4,594,170	6,281,440	4,455,047	6,846,046	(2,803,908)	(6,885,076)	(11,115,882)
Obligated Reserves				15,329,602	14,692,175	9,520,423	1,631,900
Reserve Balance	27,858,608	34,140,049	38,595,095	45,441,141	42,637,233	35,752,157	24,636,275
<u>STATE OF RESERVE:</u>							
Mandatory Reserves	15,269,977	16,932,295	17,644,409	20,294,607	16,691,780	19,871,071	20,209,251
Over/Under Mandatory Reserve	12,588,631	17,207,753	20,950,686	25,146,535	25,945,454	15,881,087	4,427,024



AB 109 ONE-TIME RESERVE FUNDING - Dept Expenditures

**COMPLETED
NO ACTIVITIES**

as of May 1, 2026

Departmental/CBO Budget Modification Requests

	Amount	Funding Period	Program Name	FY24-25 Actual Expenditures	FY25-26 Budget	FY25-26 Expenditures YTD	Total Expenditures YTD	Remaining Balance	FY26-27 Budget
District Attorney	\$ 190,479	1 year	District Attorney	188,014	-	-	188,014	2,465	-
District Attorney	\$ 330,000	3 years	District Attorney - MCRITF Facility and Lease Cost	110,000	110,000	110,000	220,000	110,000	110,000
Health Services - Detention	\$ 250,000	1 year	CCHS - Detention Health Services	-	250,000	82,589	82,589	167,411	-
Probation - ORJ	\$ 210,000	1 year	AB 109 Community Programs	150,000	60,000	-	150,000	60,000	-
Health Services - BH	\$ 50,000	1 year	Cultural Sensitivity Training for Providers working with Justice Populations	-	50,000	-	-	50,000	-
Health Services - BH	\$ 50,000	1 year	CBO Provider Training - Reentry Clients w/BH issues	-	50,000	-	-	50,000	-
Public Defender	\$ 182,897	1 year	Public Defender	-	-	-	-	182,897	-
County HR	\$ 150,000	1 year	Evaluation of County HR practices, data tracking & reporting capacity RE: hiring of reentry candidates	-	-	-	-	150,000	-
Health Services - H3	\$ 434,000	2 years	County + CBO Housing Services Coordination	-	-	-	-	434,000	-
TOTAL	\$ 1,847,376			\$ 448,014	\$ 520,000	\$ 192,589	\$ 640,603	\$ 1,206,773	\$ 110,000

Priority 1: Housing

	Amount	Funding Period	Program Name	FY24-25 Actual Expenditures	FY25-26 Budget	FY25-26 Expenditures YTD	Total Expenditures YTD	Remaining Balance	FY26-27 Budget
Health Services - H3	\$ 900,000	3 years	CORE Street Outreach	168,744	363,726	238,035	406,779	493,221	289,350
Health Services - H3	\$ 1,000,000	3 years	Homeless Prevention & Diversion	-	372,764	99,979	99,979	900,021	378,160
Health Services - H3	\$ 1,500,000	2 years	Rapid Rehousing	-	757,588	328,287	328,287	1,171,713	492,412
Health Services - H3	\$ 4,000,000	2 years	Interim Bridge Housing	-	528,520	296,659	296,659	3,703,341	3,471,480
TOTAL	\$ 7,400,000			\$ 168,744	\$ 2,022,598	\$ 962,960	\$ 1,131,704	\$ 6,268,296	\$ 4,631,402

Priority 2: Behavioral Health

Health Services - BH	\$262,479	1 year	CSW Staff (3)	-	262,479	-	-	262,479	262,479
Health Services - BH	\$669,747	1 year	BH Mobile on Demand	-	669,747	-	-	669,747	669,747
TOTAL	\$ 932,226			\$ 0	\$ 932,226	\$ 0	\$ 0	\$ 932,226	\$ 932,226

Priority 3: Employment

EHSD - WDB	\$2,000,000	3 years	County Employment Pathway Pilot	20,669	972,000	77,272	97,941	1,902,059	1,094,669
TOTAL	\$ 2,000,000			\$ 20,669	\$ 972,000	\$ 77,272	\$ 97,941	\$ 1,902,059	\$ 1,094,669

Priority 4: Pre/Post-Release Engagement

EHSD	\$1,000,000	3 years	Guaranteed Income Pilot	-	503,842	194,661	194,661	805,339	488,312
Health Services - H3	\$450,000	3 years	CORE Team Assessment, Service Coordination, Placement After-Hours	-	221,086	151,887	151,887	298,113	228,914
Probation - ORJ	\$1,250,000	3 years	Women's services - in-custody to post-release (GEMMA Project)	-	-	-	-	1,250,000	403,000
Probation - ORJ	\$450,000	3 years	Countywide Transportation + Peer Support Service	-	-	-	-	450,000	-
TOTAL	\$ 3,150,000			\$ 0	\$ 724,928	\$ 346,548	\$ 346,548	\$ 2,803,452	\$ 1,120,226

	Amount	Funding Period	Program Name	FY24-25 Actual Expenditures	FY25-26 Budget	FY25-26 Expenditures YTD	Total Expenditures YTD	Remaining Balance	FY26-27 Budget
ALL PROGRAMS TOTAL	\$ 15,329,602			\$ 637,427	\$ 5,171,752	\$ 1,579,370	\$ 2,216,797	\$ 13,112,805	\$ 7,886,523

Reflection Question: Budget Discussion

- What one or two things particularly stand out?
- What intrigues you? What surprises or concerns you?
- What implications do you think this has for the work of the CAB?
- What are one or two things you think the CAB should consider or address?



Q & A



Office of Reentry & Justice (ORJ)



The Office of Reentry & Justice (ORJ)

Originally proposed by the Community Advisory Board to the CCP in 2016

- Authorized by the Board of Supervisors as a 2½-year **pilot project** managed by the County Administrator's Office.
- Formally launched in **January 2017**
- Scope of Work: To build on, align, and advance **AB 109 Public Safety Realignment**, Reentry, and Justice-related initiatives in Contra Costa County.
- In July 2020, ORJ was **permanently established** as a new administrative unit within the county's Probation Department; located at 50 Douglas Drive in Martinez.



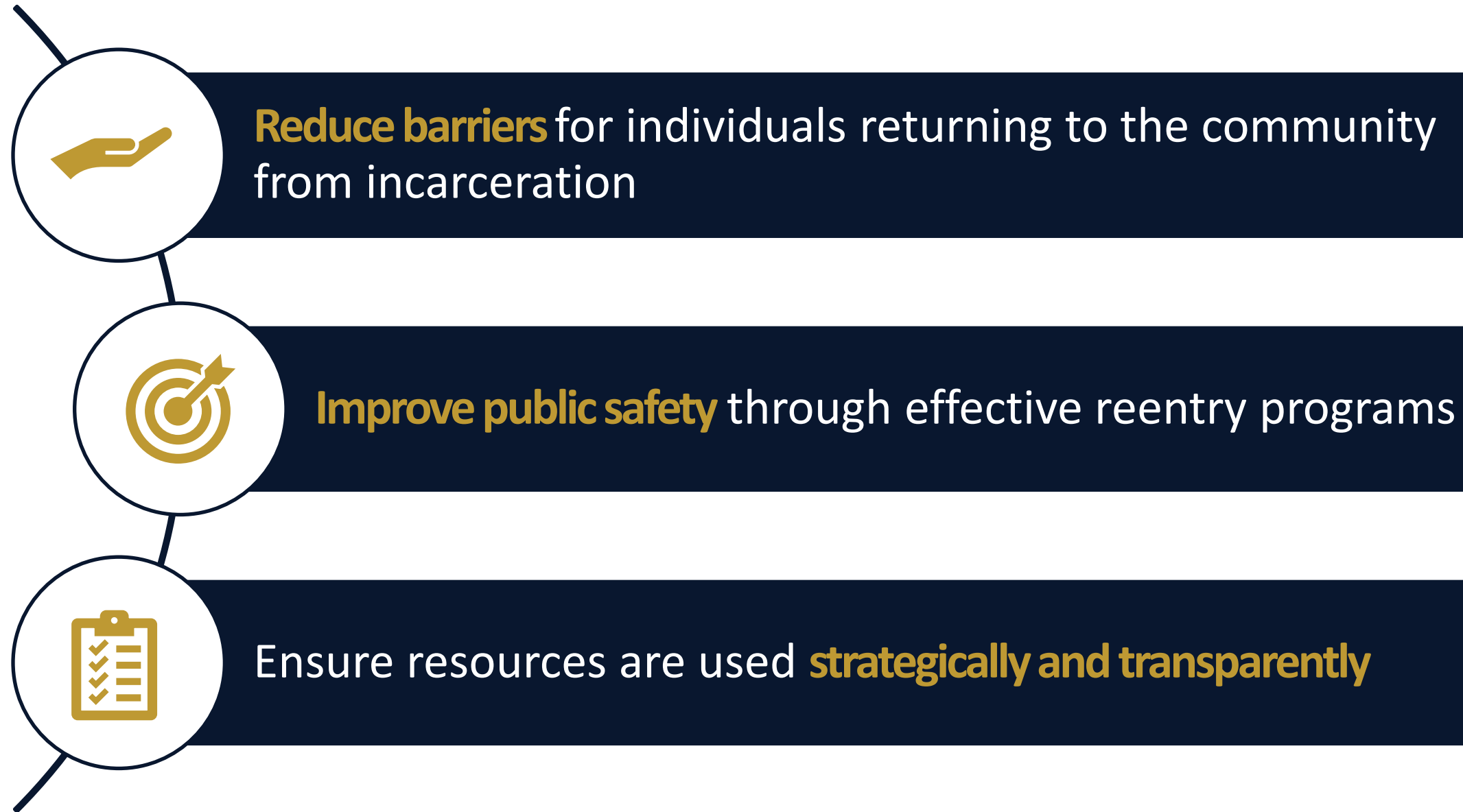
The ORJ

Since its integration with the Probation Department, the ORJ continues to provide **oversight and coordination** on an array of reentry, realignment, and justice-related contracted services.

ORJ also serves as the **research and data analytics hub** for informing the Department's community-based programming and investments, and fosters capacity-building for partnership development and multi-sector collaborations.



Why Does ORJ Exist?



Core Responsibilities

Program Administration & Management

- The ORJ provides **contract management, administration, and program support** to contracted community-based service providers. ORJ's program staff also facilitates **procurement processes** and coordination of funding opportunities to develop new program initiatives.

Research & Program Evaluation

- ORJ's **research and data team** supports the Department's investments in **evidence-based program models** through research and analysis, program evaluation, and management of data collection activities.

Interagency Collaborations & Partner Engagement

- The ORJ facilitates **collaborative efforts** around policy development, operational practices, and supportive services with cross-system partner agencies, including County departments and non-profit organizations serving justice-involved populations.
- It also provides administrative staff and **capacity-building support** to county interagency advisory bodies and engages the community through outreach and information sharing with the broader community.



Contra Costa County AB 109 Community Programs

Local Community Program Design



Service Coordination & Navigation

Regional Reentry Service Hubs

“No Wrong Door” approach

Shared Data System (SAFE)



Core Services

Reentry Housing

Employment Services



Supportive Services

- Civil Legal Aid
- Mentorship
- Family Reunification
- Gender Responsive Services
- County Services:
 - Behavioral & Physical Health
 - Public Benefits
 - Homeless Services

AB 109 Community Program Providers

3-Year Contract Terms

Reentry Service Area	CBO Provider	Region(s)
Reentry Housing	Lao Family Community Development	Countywide
Employment Services	Rubicon Programs	Countywide
Civil Legal Aid	Bay Area Legal Aid	Countywide
Family Reunification	C.O.P.E	Countywide
Peer Mentorship	Men & Women of Purpose	West County
Reentry Service Hub	Reentry Success Center (operated by Rubicon)	West County
Reentry Service Hub	Contra Costa Reentry Network (operated by HR360)	East/Central County



Q & A



AB 109 Program Data, Evaluation & Monitoring



Program Data, Evaluation, and Monitoring

AB 109 Program Data & Reporting

- Data Collection
- Key Indicators (i.e., what we track)
- Reporting & Dashboards

Evaluation

- Overview & Purpose of Evaluation
- What is measured
- Use of Results and Outcomes

Site Monitoring Process & Post Monitoring Supports

- Objectives of site monitoring
- Site monitoring process
- Post-monitoring supports for providers



Here Are Some
Statistics For
You

Data Dashboards

[Probation Data & Demographics](#)

[AB 109 Reentry Service Hubs](#)

[AB 109 Community-Based Programs](#)

[AB 109 County Partner Services](#)



Q & A



Performance-Based Contracting

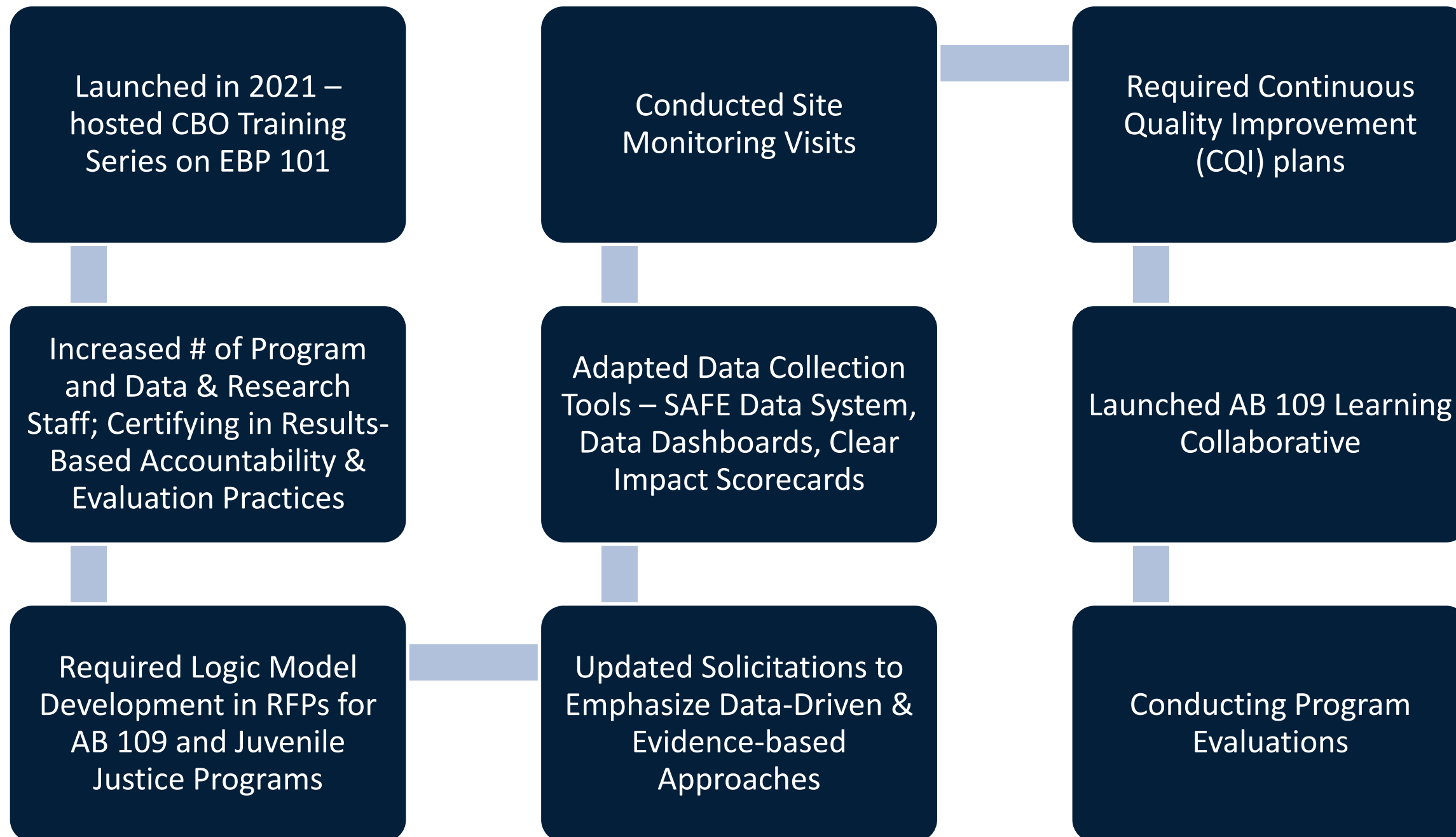


Overview of Performance-Based Contracting (PBC)

- PBC is a procurement strategy that assesses service delivery based on measurable objectives and standards.
- Shifts the focus from what is being done to how well it is being done + what are the results?
 - Key Performance Metrics and Outcome Measures
 - Implementation and Monitoring Process
 - Considerations, Challenges, and Opportunities for Improvement + Innovation



Probation's Performance-Based Contracting Initiative: Work to Date



Q & A



Lunch




Community Advisory Board

Retreat Annual Planning



Afternoon Session

Welcome



Afternoon Session: Meeting Overview

- Restate CAB Retreat's Purpose
- Recap of Retreat: Morning Session
- Review of Afternoon Session Goals:
 - Discuss Expectations of CAB Members
 - Review CAB Policy Recommendations & Future Work
 - Planning and Organizing for Action
 - Overview of CAB Ambassador Program
 - Lesson Learned from Past Members
 - Next Steps



Overview: Morning Session



Recap of Morning Session

Overview of Morning Session

- AB 109: History & Intent
- Contra Costa County: Local Landscape & Structures
- AB 109 & The Money
- Office of Reentry & Justice Overview
- Data, Evaluation, and Program Monitoring
- Introduction to Performance-Based Contracting



Community Advisory Board (CAB)



What's Expected of CAB Members

Recap of Community Advisory Board Activities

- Key Accomplishments
- Current status and ongoing work
- Review areas for continued growth and collaboration

What's Coming in 2026

- Establish CAB priorities and focus areas for 2026
- Outline expectations for General and Subcommittee Participation
- Review the 2026 CAB General & Subcommittee Meeting Schedule

Tips for Successful Membership Engagement

- Leadership & Recruitment
- Attendance Protocol
- Presentation & Tabling Expectations
- Communication Guidelines
- Meeting Preparation



Break



CAB Policy Recommendations & Future Work



CAB Recommendations, Support, and Future Work



- CAB Policy Recommendations
 - FY 24-25 Policy Recommendations
 - FY 25-26 Policy Recommendations
 - FY 26-27 Policy Recommendations



- AB 109 Excess Funds Recommendations
- Review Request for CAB Support
- Future Work for CAB

FY 2026 – 2027 Policy Recommendations

Maintain Investment: Requesting a “No-Cut” budget to maintain current community program levels.

COLA Parity: Standard Cost of Living Adjustment (COLA) comparable to County Department increases.

Stipend: Stipend approved; awaiting County implementation guidance.

Four Priority Pillars:

1. Expanding Housing Services
2. Expanding Behavioral Health Support
3. Increasing Employment Opportunities
4. Enhancing Pre-Release Engagement



AB 109 Excess Funds Recommendation

Status of \$15M Allocation: Reviewing the impact of the 2025 excess fund rollout.

Funding Successes:

- H3/CORE Housing teams (H3 Partnership)
- AOD Mobile Outreach & Forensic Mental Health
- Contra Costa THRIVES Guaranteed Income Pilot
- Pre/Post Release Services (i.e., Gemma Project, CORE
- Employment



Addressing the Gap: Directing future excess funds towards unfunded transportation needs.



Request for CAB Support

- Expanding Mentorship Opportunities through SPIRIT Program
- Exploring the implementation of Nexplanon in facilities
- Sentence Reduction for AODS program participation
- Review newly funded programs and identify AB 109 funding opportunities to assess whether they are addressing identified gaps and how to sustain funding for new programs.



Future Work for CAB

- Plan AB 109 Mini Summit
- Update on AB 109 Excess Funds
- Follow-up from County's Human Resources Department
- Probation Field Services Presentation
- Refine CAB Interview Process
- Program Presentations: Hope Solutions, Grip, COPE, Rainbow Community Center, Family Justice Center, Callie House, Department of Rehabilitation, East Bay Regional Center, etc.



Planning and Organizing for Action



Planning and Organizing for Action

- Overview of CAB Subcommittees
- Discuss Goals & Expectations for Subcommittees
- Breakout Groups: Discuss Subcommittee priorities for 2026



Breakout Groups



Break



CAB Ambassador Program



CAB Ambassador Program

- Overview of Ambassador Meeting Process
- Review CAB Ambassador Program Guide
- Discuss Ambassador Meeting Assignments & Scheduling for 2026
- Tips for Successful Ambassador Meetings



Lessons Learned



Lessons Learned

- Former CAB Members reflect on their Service and Experience
- Acknowledge Retiring CAB Members 2025
 - **CAB Vice – Chair:** Justin Van Zerber
 - **CAB Secretary:** Rena Moore



Review & Reflect



Reflection Question

- What should be CAB's goals and priorities for 2026?
- Are there any new activities or areas for CAB to consider within the charge and scope of the body?
- Which areas are you most looking forward to working on this year?
- How do you feel about the work going forward?



Next Steps



Upcoming CAB Meetings

*at 50 Douglas
Drive, Martinez*

CAB General Meeting

Thursday, June 11, 2026, at 10AM – 12PM

CAB Policy & Budget Subcommittee

Monday, June 15, 2026, from 11 AM -12:30
PM

CAB Programs & Services Subcommittee

Thursday, June 18, 2026, from 11 AM –
12:30 PM

CAB Outreach & Community Engagement Subcommittee

Tuesday, June 23, 2026, from 11 AM -12:30
PM



Contact Us

- Contact the ORJ Team at admin@orj.cccounty.us
- Nicole Green, Community Advisory Board (CAB) Chair
nicole@thegemmaproject.org



Q & A



Thank You

