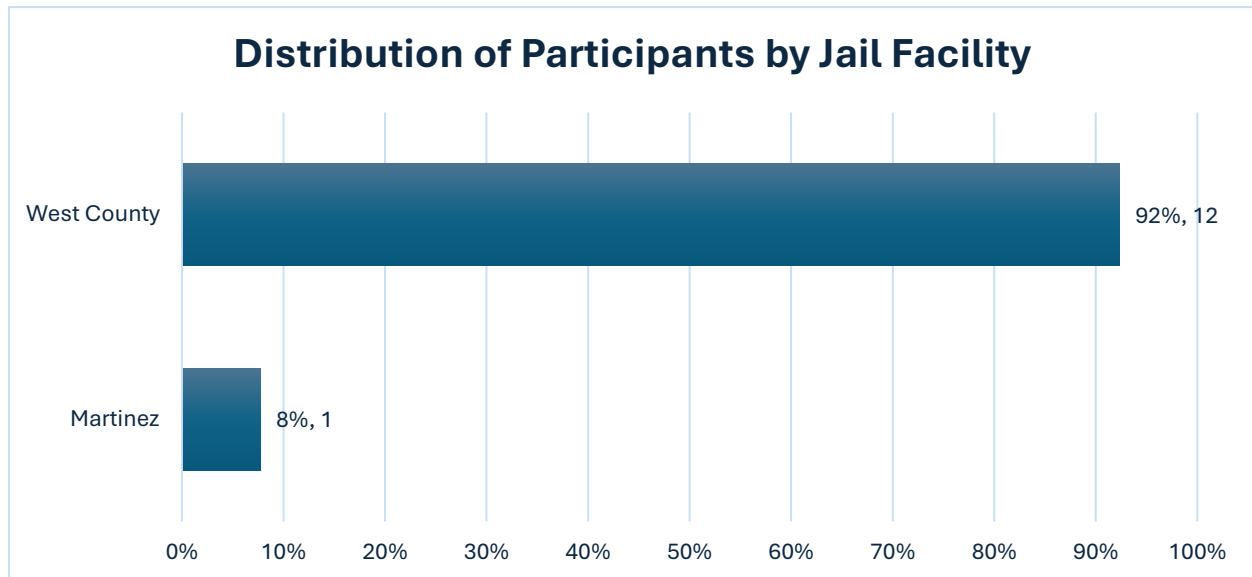


## In-Custody Survey Findings – Women

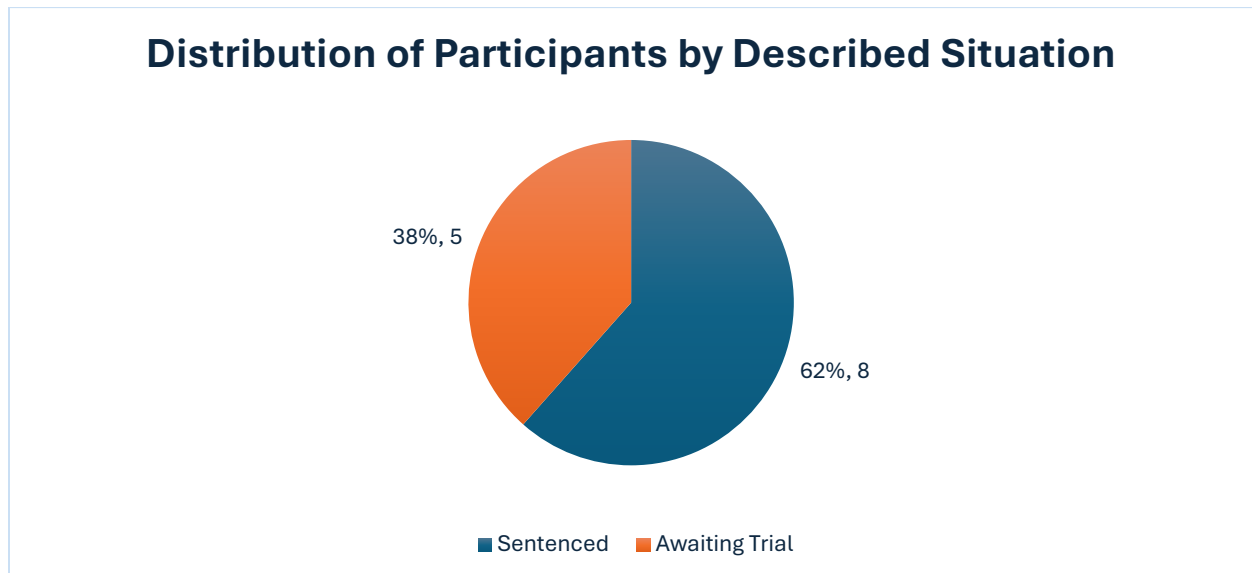
### 1. In which facility are you currently staying?

- a. Martinez
- b. West County (Richmond)
- c. Marsh Creek (Clayton)



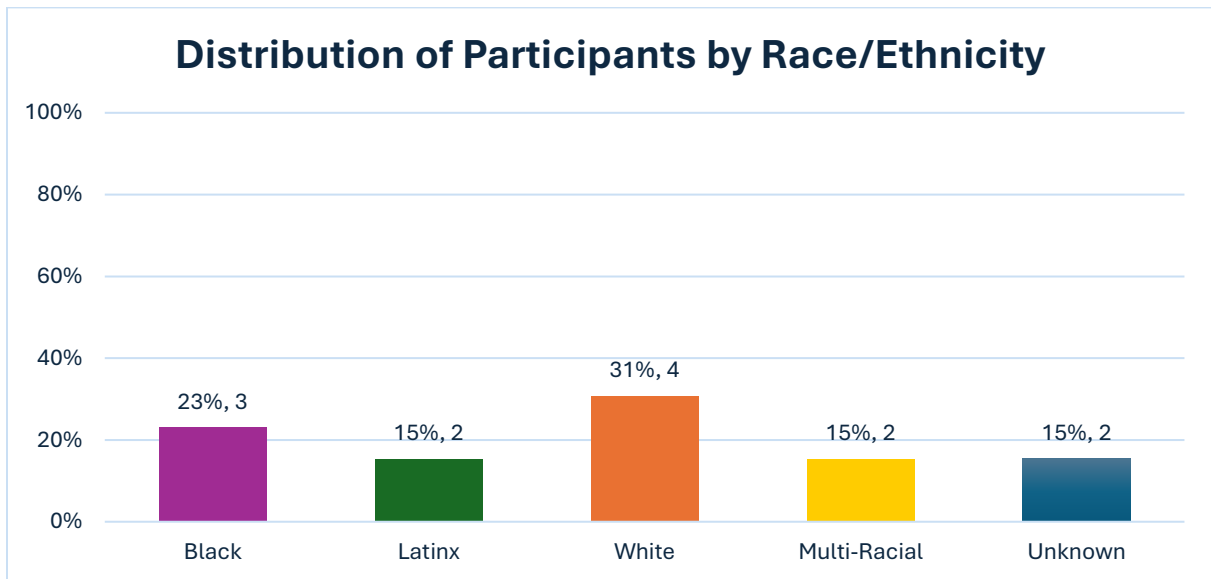
### 2. Which of the following describes your situation?

- a. Waiting for trial
- b. Sentenced



**3. Choose the race/ethnicity that you most closely identify with:**

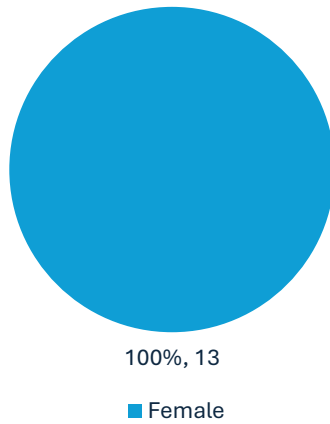
- a. White
- b. Asian or Asian American
- c. Black, African-American, or African
- d. American Indian/Alaskan Native/Indigenous
- e. Native Hawaiian or Pacific Islander
- f. Hispanic/Latin(a)(o)(x)
- g. Two or more races
- h. Decline to respond



**4. Choose the gender you identify as (Choose all that apply):**

- a. Male
- b. Female
- c. Transgender
- d. Questioning
- e. Nonbinary
- f. Decline to respond

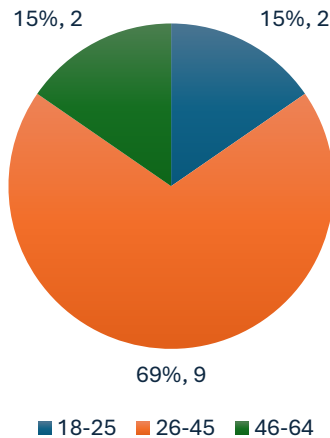
### Distribution of Participants by Gender Identity



**5. What is your current age?**

- a. 18-25 years old
- b. 26-45 years old
- c. 46-64 years old
- d. 65 years or older

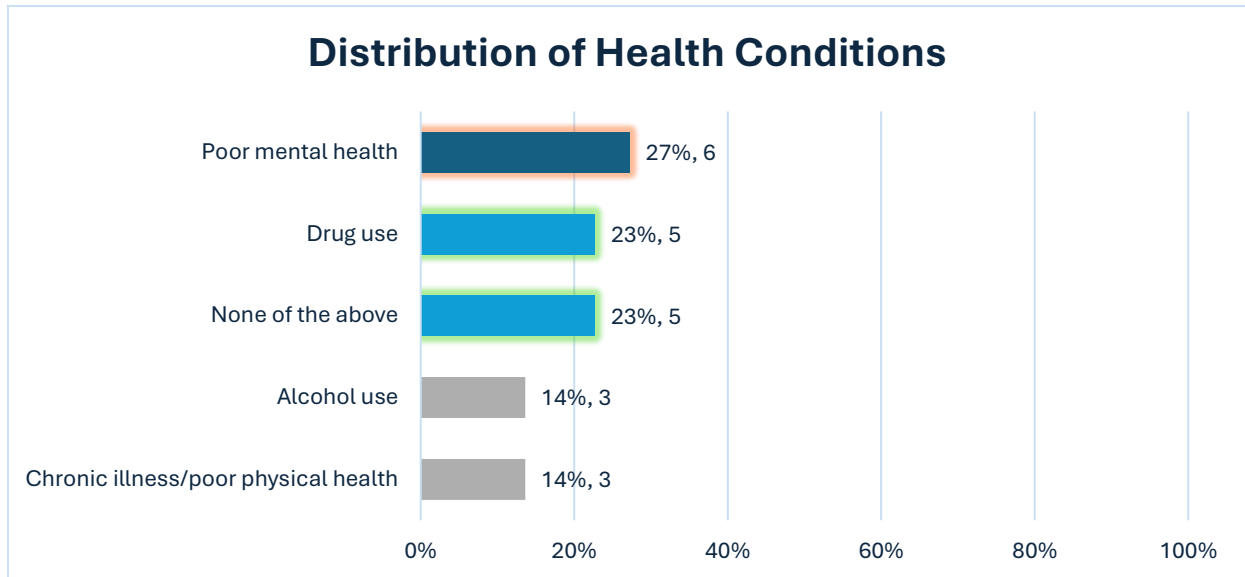
### Distribution of Participants by Age



**6. Which of the following health conditions do you live with? Choose all that apply:**

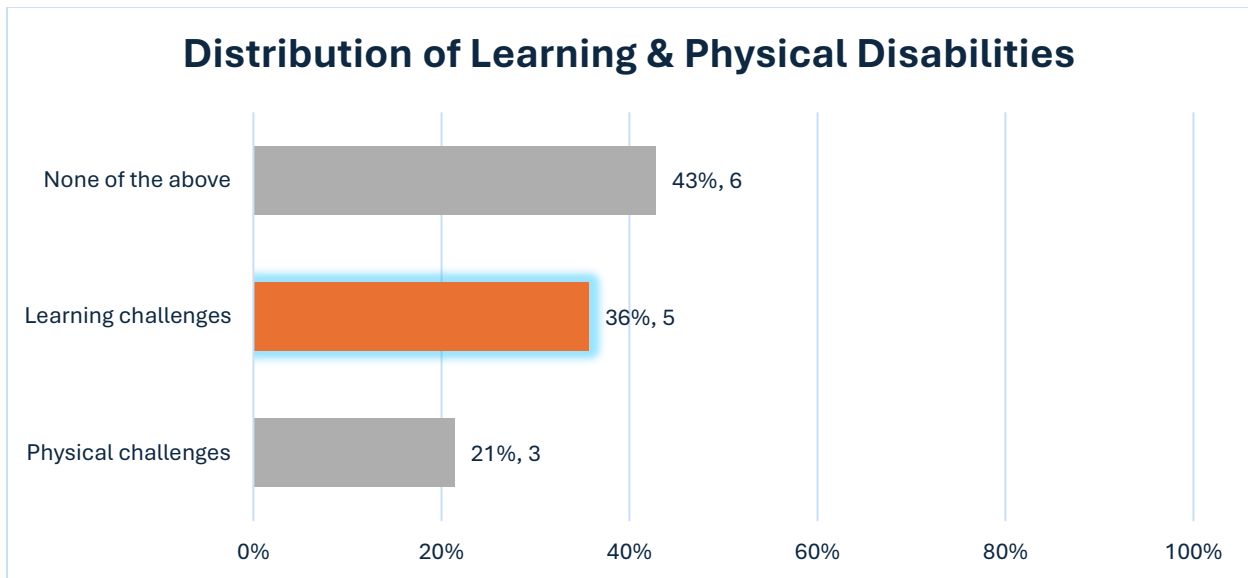
- a. Chronic illness/poor physical health (diabetes, arthritis, tooth/gum pain, heart disease/high blood pressure)
- b. Poor mental health (anxiety, depression, PTSD, bipolar disorder, etc.)
- c. Alcohol use (binge drinking, blacking out, alcohol dependent, etc.)

- d. Drug use (drug use disorder, substance dependent, etc.)
- e. None of the above



**7. Which of the following disabilities do you struggle with? Choose all that apply:**

- a. Physical challenges (Injuries or other physical ailment that impact your ability to walk, move easily and/or complete daily self-care tasks)
- b. Learning challenges (diagnosed with ADHD or ADD, autism, hearing loss, vision loss, dyslexia, etc.)
- c. None of the above

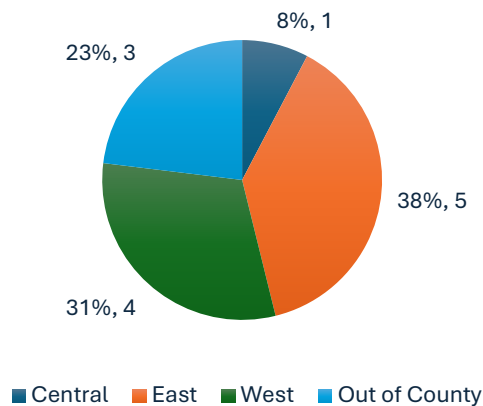


**8. What region of the county will you be returning to?**

- a. West County (i.e. Richmond, San Pablo, El Cerrito, Pinole, Hercules, Crockett, etc.)

- b. Central County (i.e. Martinez, Concord, Walnut Creek, Pleasant Hill, Clayton, etc.)
- c. South Central (i.e. Orinda, Lafayette, Moraga, Danville, San Ramon, etc.)
- d. East County (i.e. Bay Point, Pittsburg, Antioch, etc.)
- e. Far East County (i.e. Brentwood, Oakley, Bethel Island, Byron, Knightsen, Discovery Bay, etc.)
- f. Outside of Contra Costa County

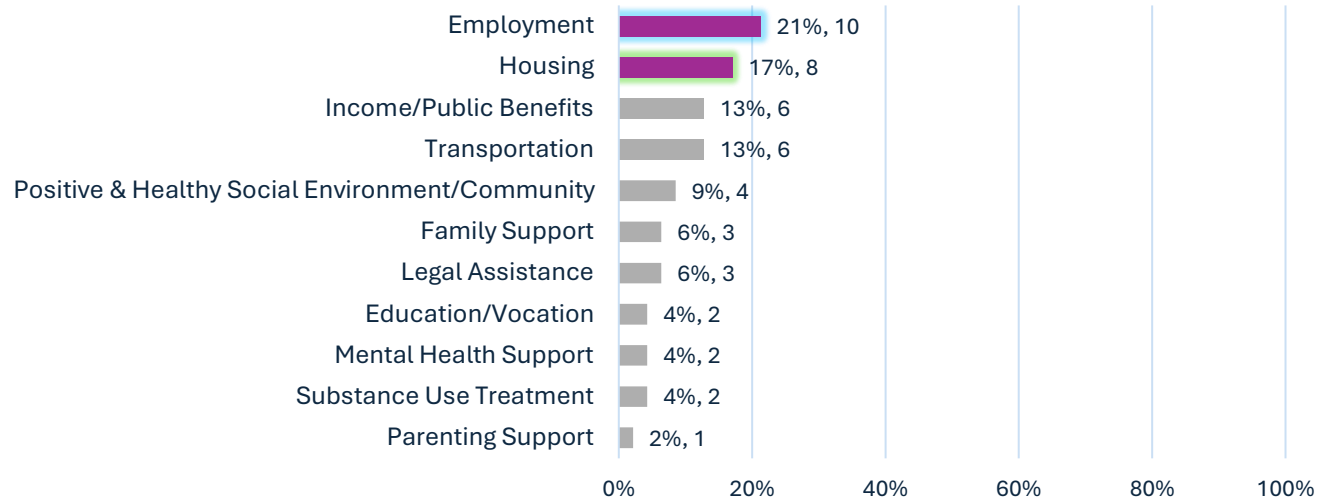
### Proportion of Participants by Region of County Returning to



**9. From the list below, what are your top 3 most critical areas of need after release? Choose ONLY 3.**

- a. Education/Vocation
- b. Employment
- c. Family Support
- d. Housing
- e. Income/Public Benefits
- f. Legal Assistance
- g. Mental Health Support
- h. Parenting Support
- i. Positive & Healthy Social Environment/Community
- j. Substance Use Treatment
- k. Transportation

### Top 3 Most Critical Areas of Need



**10. Do you have any concerns or worries about returning home? If yes, what is your greatest concern or worry? (Choose all that apply).**

- Safety
- Navigating County Resources (i.e. feeling unsure where to begin or what to do)
- Mental Health Support
- Housing
- Income/Public Benefits
- Substance Use Treatment
- Accessing Health Services (i.e. medical treatment)
- Transportation
- Family Support
- Education / Vocational
- Maintaining Basic Needs (i.e. food, water, clothing, sleep, hygiene)
- Parenting Support
- Positive & Healthy Social Environment/Community
- Legal Assistance
- Finances (i.e. paying court cost / fees)

## Greatest Concern Among Participants Upon Returning Home

