

CONTRA COSTA
HEALTH




cchealth.org

Homeless Services Annual Report

Jamie Schecter
Heather Cedermaz, MSN, FNP-C

November 25, 2024



Workers need to earn
\$43.63/hour to afford a
2-bedroom apartment in
Contra Costa



Cost of housing is the
biggest factor in a
community's rate of
homelessness



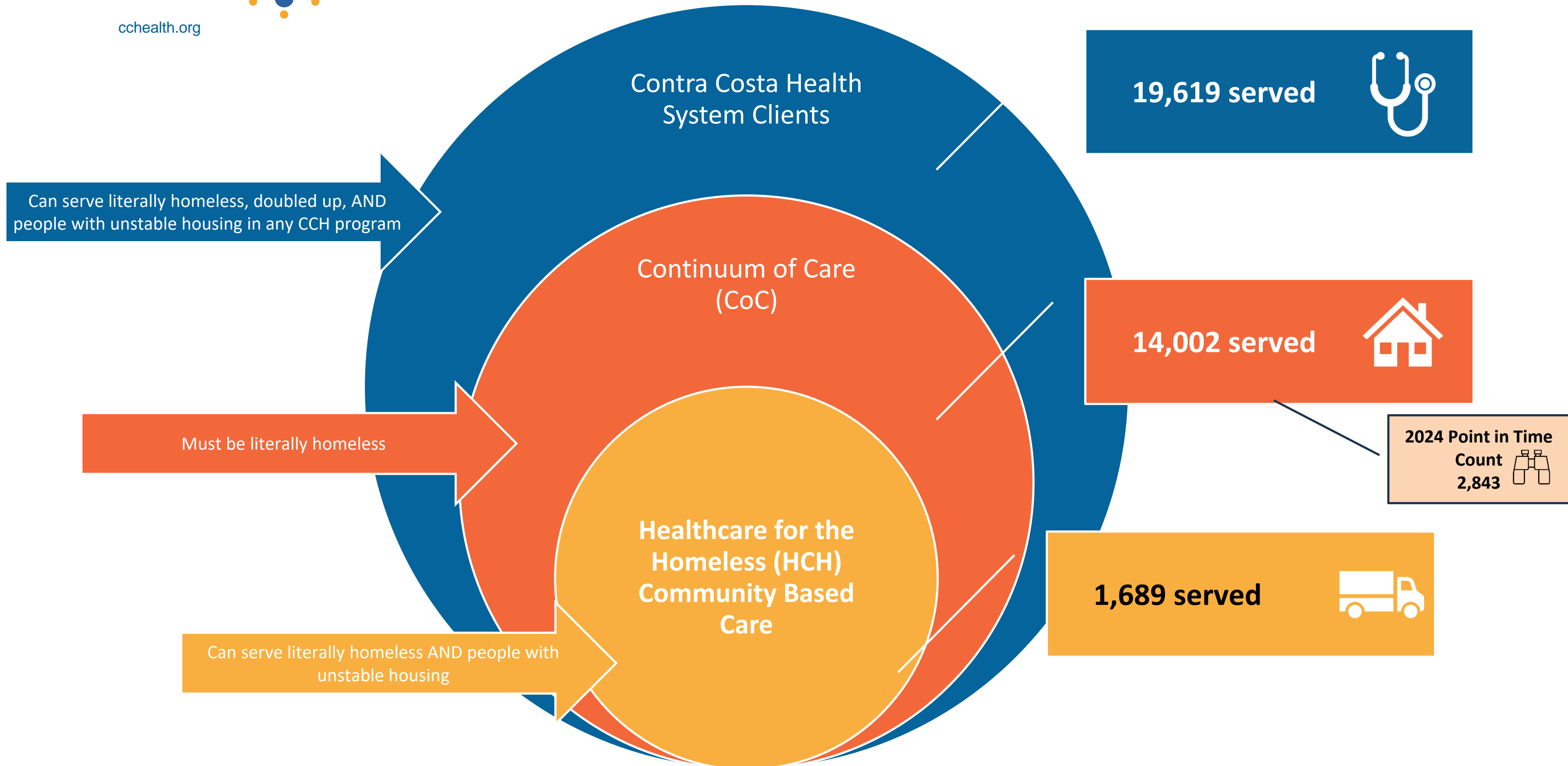
2,843 people experienced
homelessness in Contra
Costa on a given night in
2024



Contra Costa Health Roles



Individuals Served in 2023





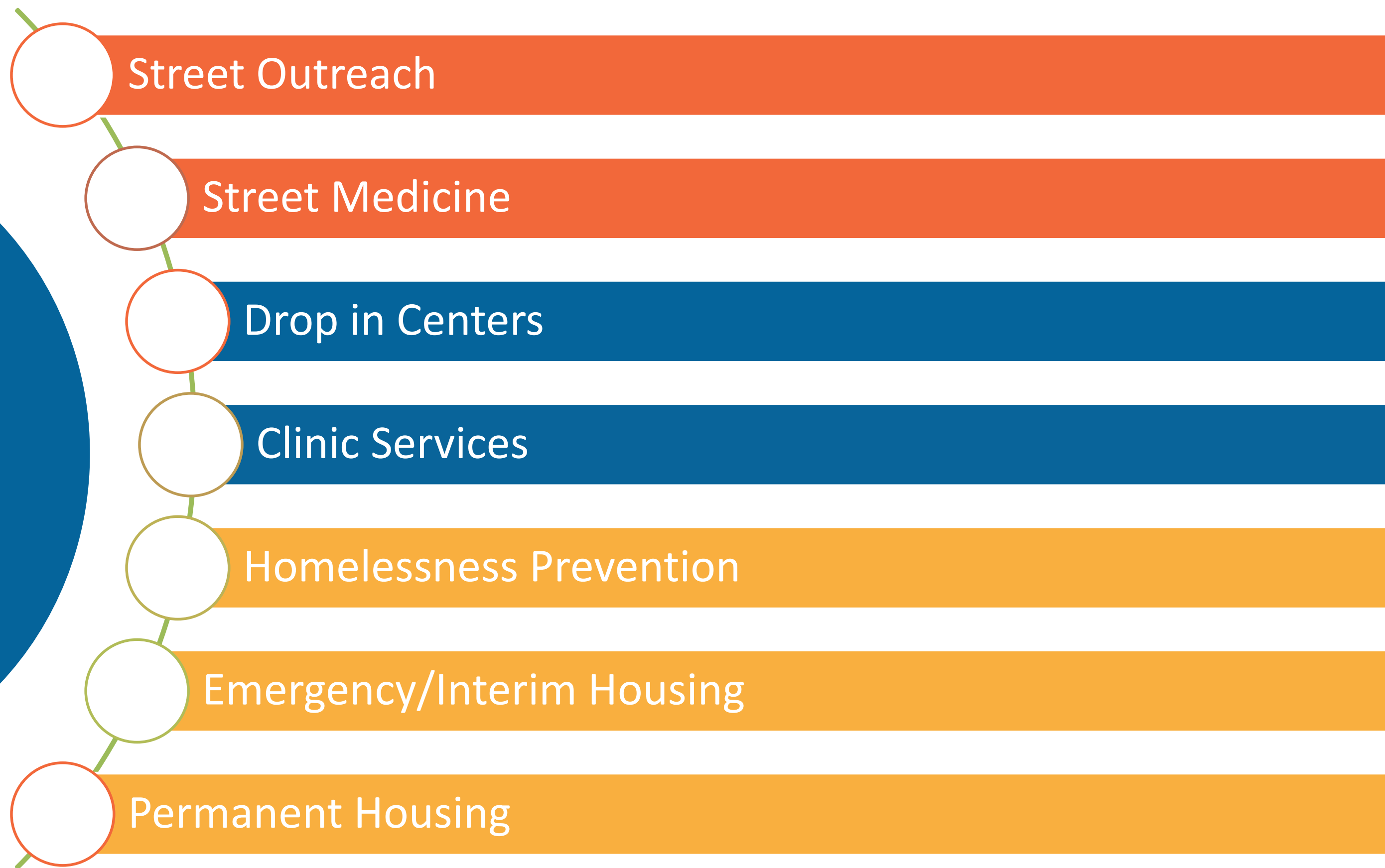
Increased access to
street medicine from
8 hours to 32 hours
per week

1,689 individuals
had 7,699 total
health visits

(HCH Medical, Dental, Mental Health)

95% of households
receiving prevention
services retained or
exited to permanent
housing (n=1,835)

98% of the 1,316
households served in
permanent housing
programs retained
housing





Unsheltered

- 10+ years homeless
- Untreated physical and mental health conditions



Street Outreach

- CCH: CORE
- CCH: Healthcare for the Homeless



Shelter

- CCH: Warming Center
- Don Brown Shelter
- CCH: Medical Respite
- CCH: Shelter



Housing

- Supportive housing
- CCH: ECM
- CCH: Transitions Team

Collaboration, Case Management and Care



1. Increased Federal Continuum of Care funding by 22% in FY23 awards



1. State budget cycles introduce uncertainty



1. Support from Board of Supervisors through CSAC has provided critical advocacy to sustain programs



Further Integration

- Contra Costa Health
- County Departments
- Cities/Towns



Increased Housing Capacity

- Interim Housing
- Permanent Supportive Housing



Building Trust

- Harm Reduction
- Self-Determination
- Consistent Contact

CONTRA COSTA
HEALTH



cchealth.org

Thank You