

CONTRA COSTA COUNTY

EMPLOYMENT & HUMAN SERVICES

Building Brighter Futures Together

CalFresh Report

May 12, 2025

Angela Bullock-Hayes, Workforce Services Director

info@ehsd.cccounty.us | 925-608-4800

Table of Contents

- Community Need
- Client Portfolio
- Client Experience
- Legislation

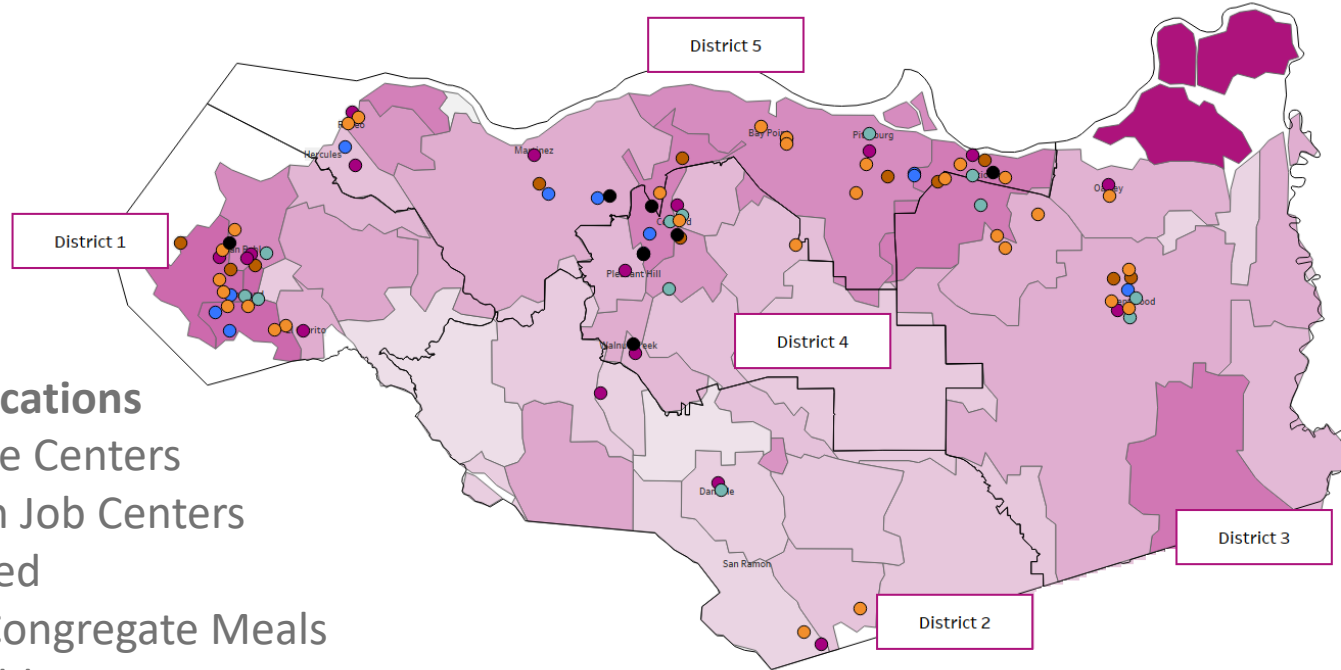
Building Brighter Futures Together

Community Need

CONTRA COSTA COUNTY

EMPLOYMENT & HUMAN SERVICES

Uneven Poverty Distribution



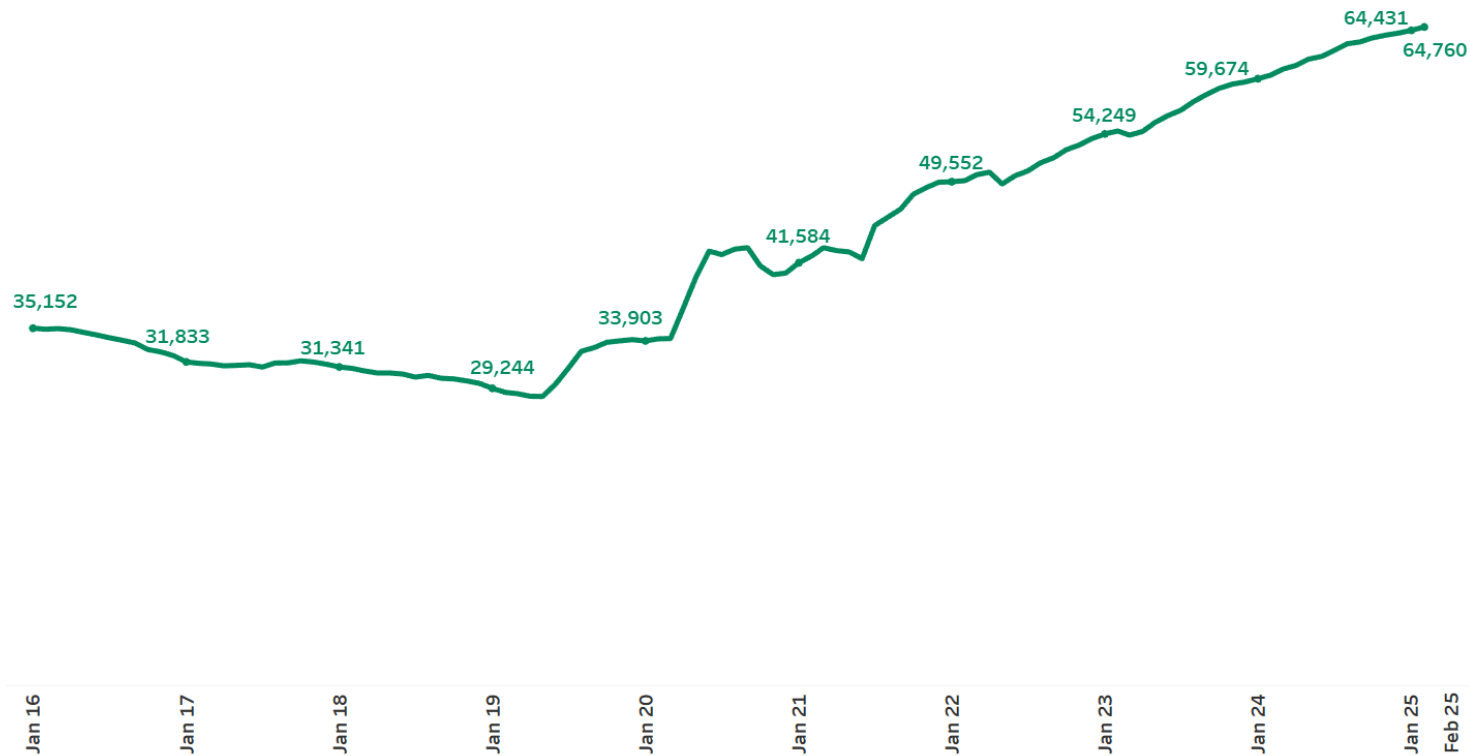
90 EHSD Locations

- Child Care Centers
- American Job Centers
- Co-Located
- Seniors Congregate Meals
- Public Lobbies
- Administrative Offices

CONTRA COSTA COUNTY

EMPLOYMENT & HUMAN SERVICES

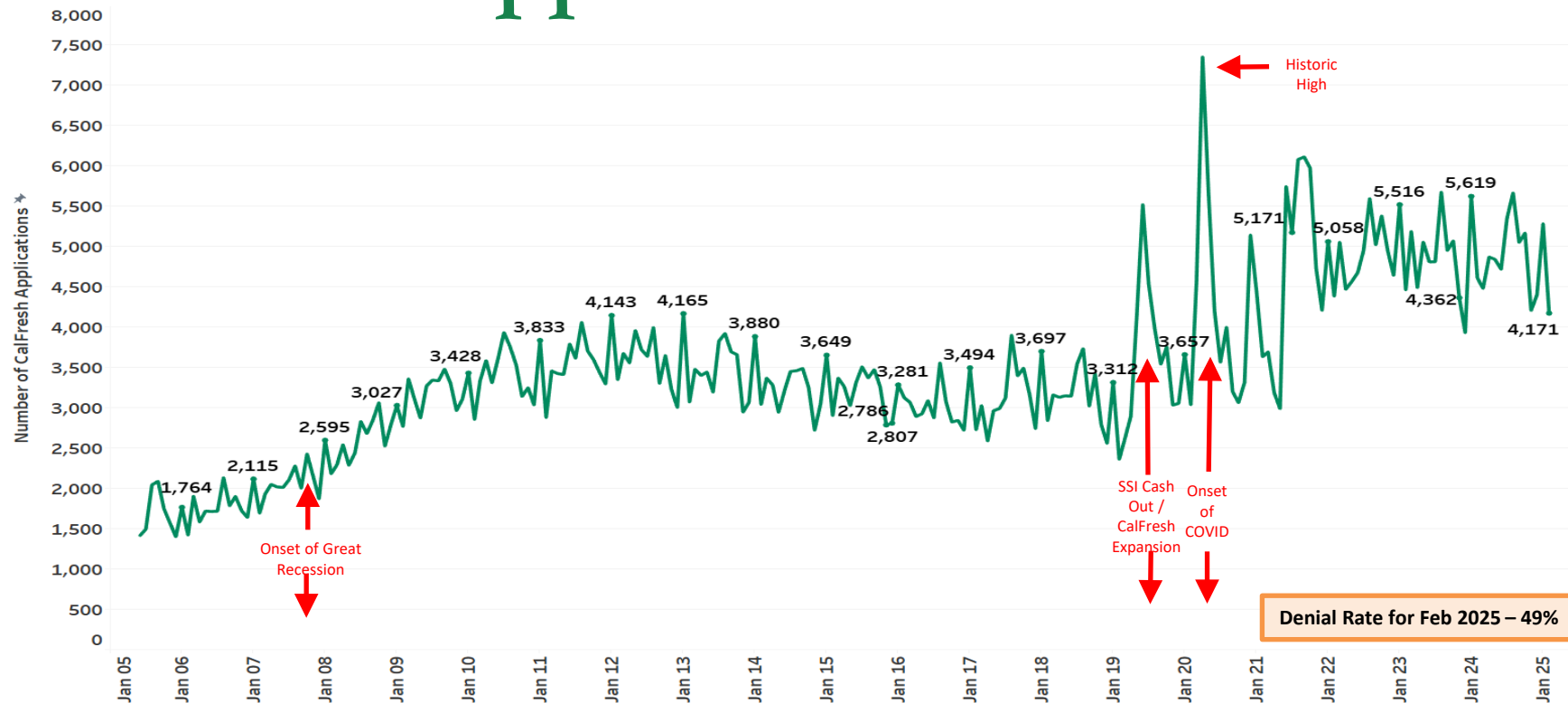
Active Households



CONTRA COSTA COUNTY

EMPLOYMENT & HUMAN SERVICES

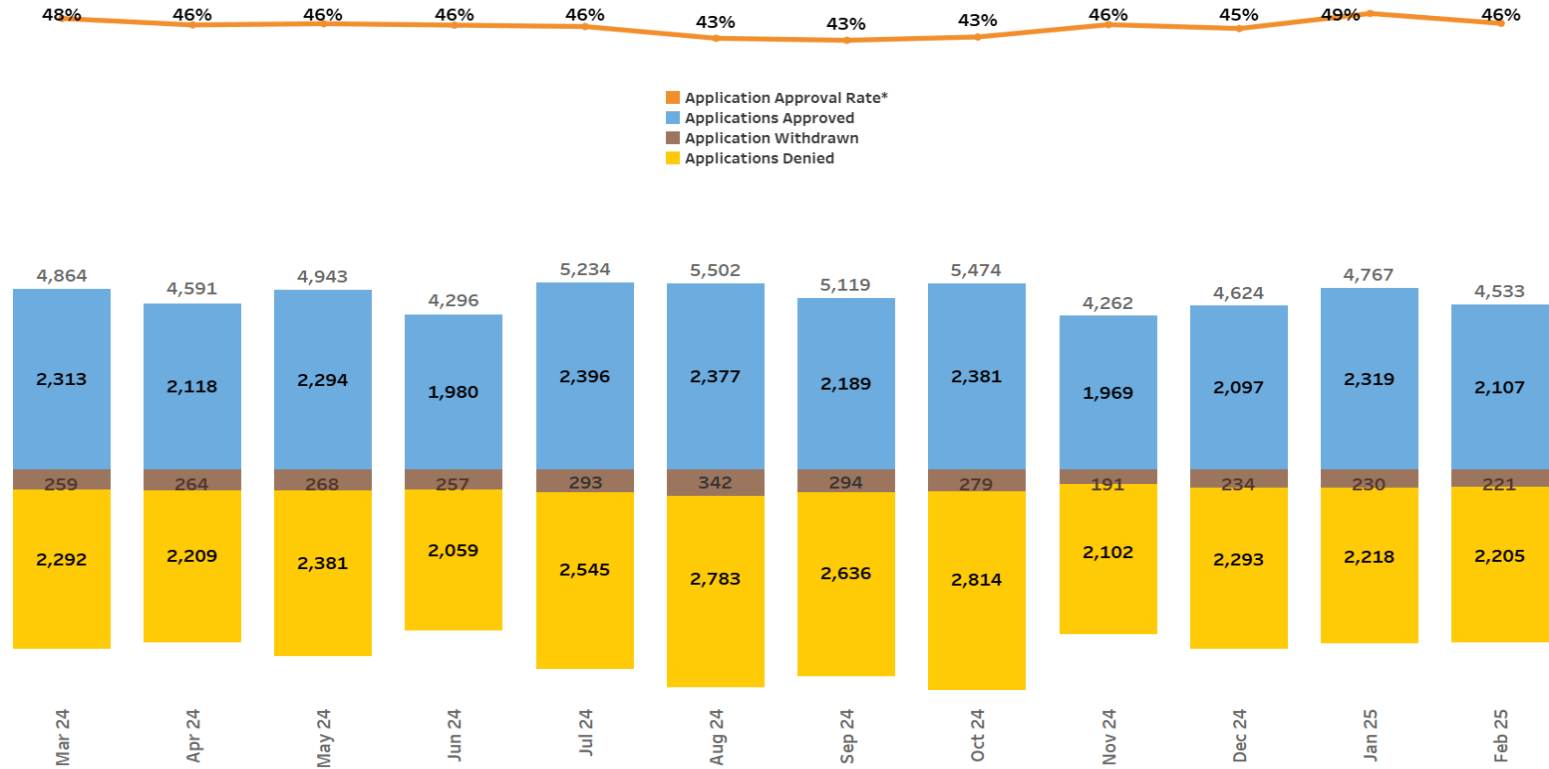
Application Trends



CONTRA COSTA COUNTY

EMPLOYMENT & HUMAN SERVICES

Application Approval Rate



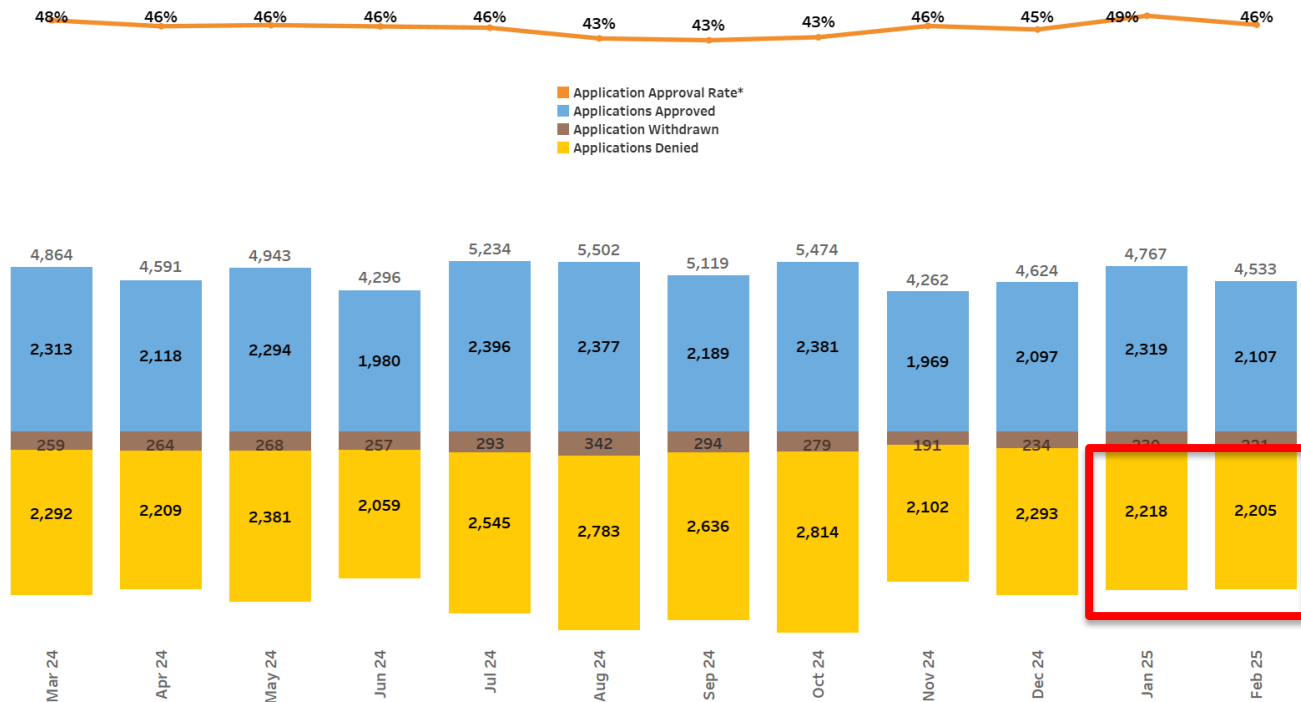
CONTRA COSTA COUNTY

EMPLOYMENT & HUMAN SERVICES

Note: Approval Rate is the number of CalFresh applications approved divided by the number of CalFresh applications disposed during the month.

Data Source: CalSAWS

Top Denial Reasons



Top Denial Reasons January and February 2025		
Category	Jan 2025	Feb 2025
Missed CF Application Interview	654 (29%)	668 (30%)
Over Income	376 (17%)	380 (17%)
Failed to Complete Application	358 (16%)	350 (16%)
Verbal Withdrawal	216 (10%)	205 (9%)
No Eligible Household Member	209 (9%)	185 (8%)

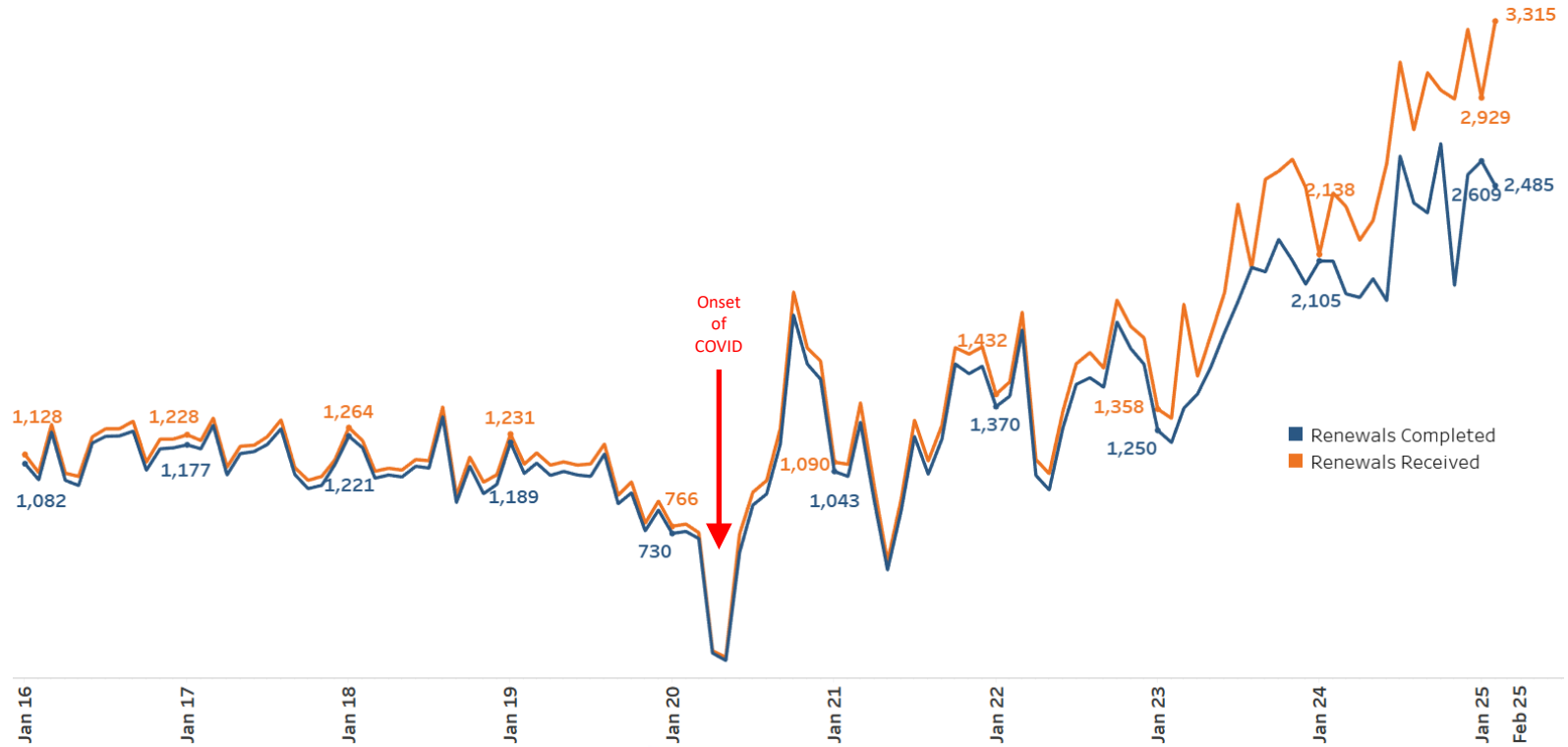
Note: Approval Rate is the number of CalFresh applications approved divided by the number of CalFresh applications disposed during the month.

Data Source: CalSAWS and eXemplar Executive Dashboard

CONTRA COSTA COUNTY

EMPLOYMENT & HUMAN SERVICES

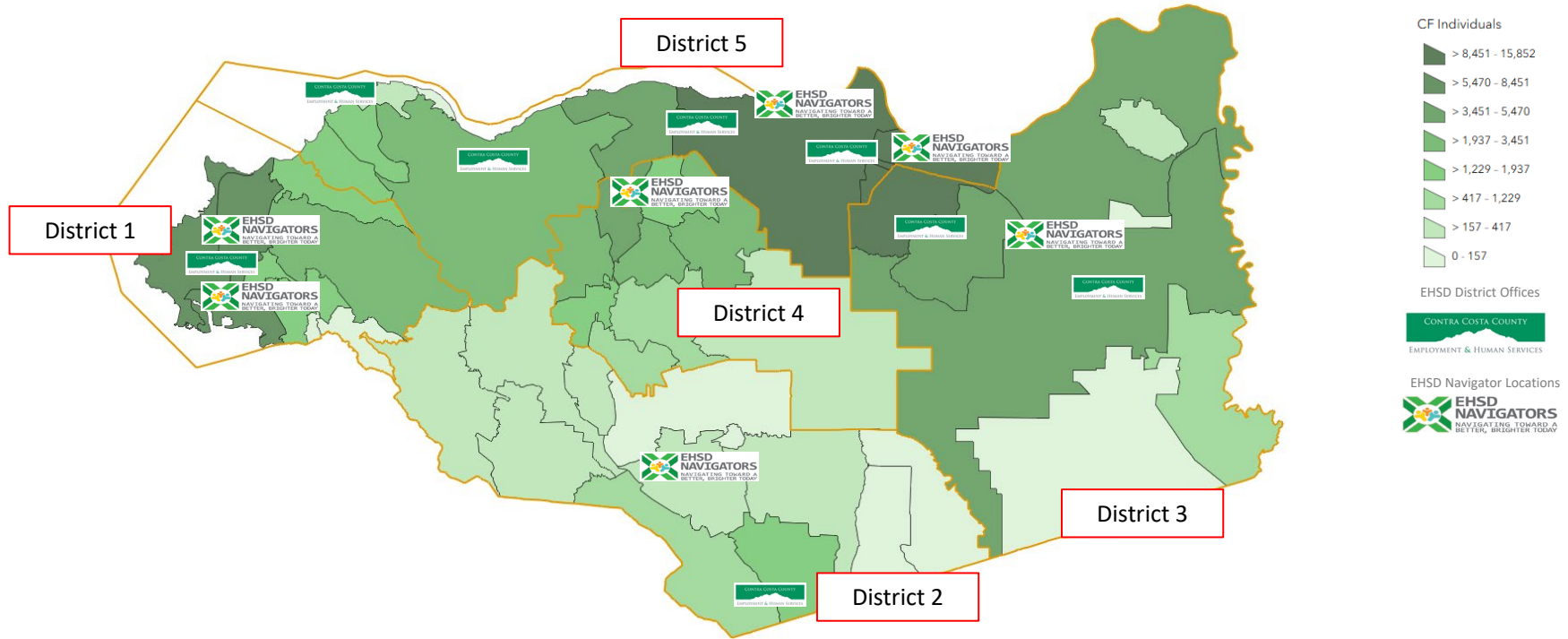
Renewals



CONTRA COSTA COUNTY

EMPLOYMENT & HUMAN SERVICES

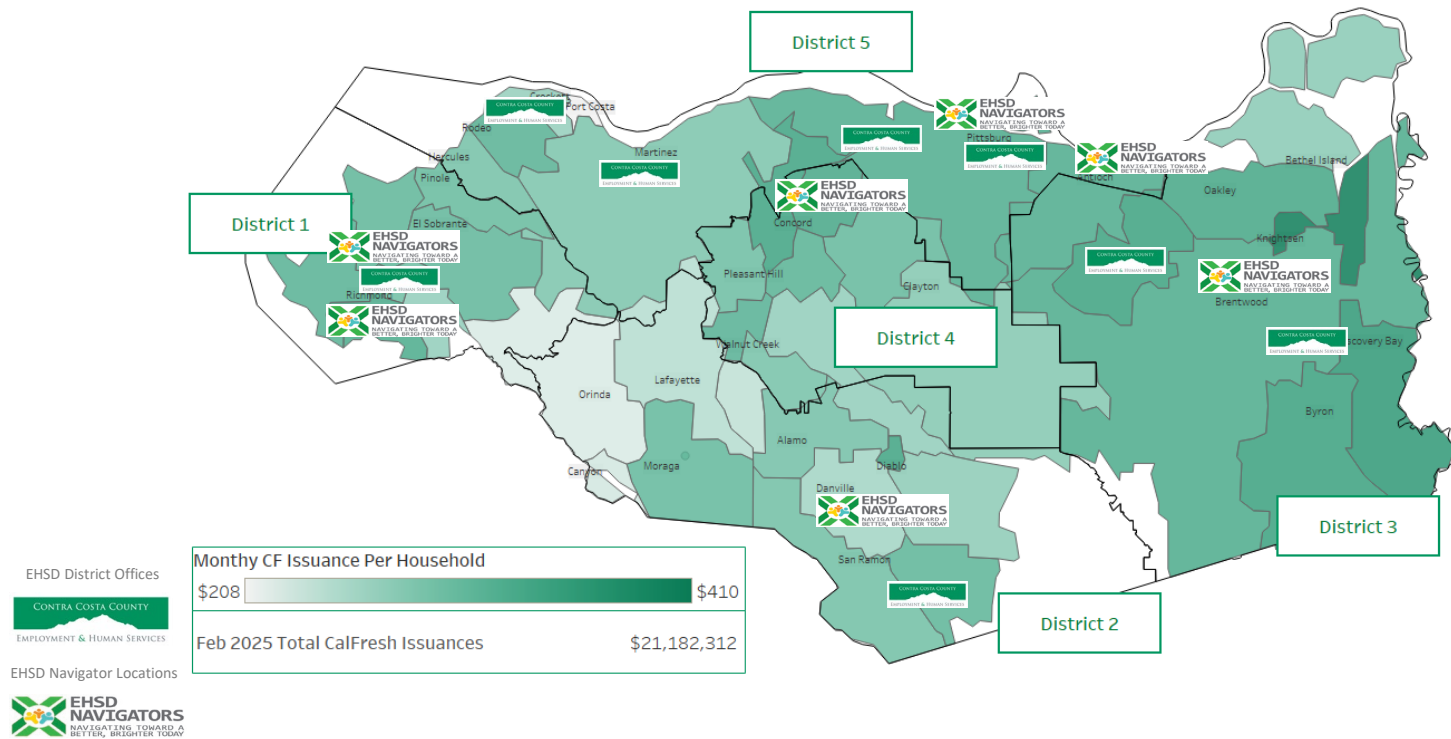
Individuals by District February 2025



February 2025 CalFresh Individuals

District	# of CF Individuals	% of CF Individuals	# of CF Households	% of CF Households	% of District Population
1	28,657	26%	17,463	27%	13%
2	4,787	4%	3,161	5%	2%
3	26,016	24%	14,214	22%	12%
4	17,382	16%	10,368	16%	7%
5	31,182	28%	18,508	29%	14%
Other	1,892	2%	918	1%	0%
Total	109,916	100%	64,632	100%	10%

Issuances by District February 2025



February 2025 CalFresh Issuances

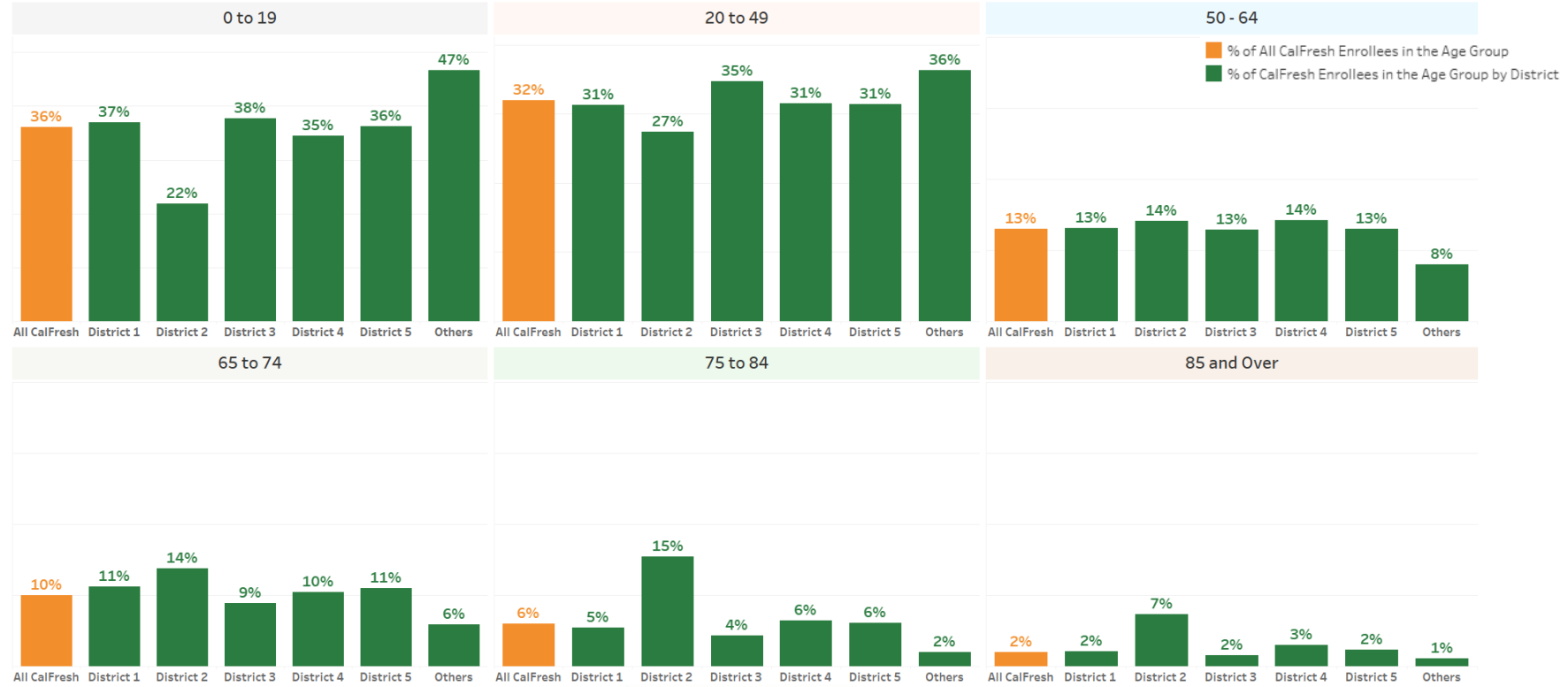
District	# of Issuances	Total	# of HH Receiving	Average	# of HH in District	% of HH Receiving
		Issuances in \$		Issuance per HH		
1	17,152	\$5,201,402	16,158	\$322	79,837	20%
2	3,335	\$902,885	3,146	\$287	99,826	3%
3	19,282	\$6,175,069	18,217	\$339	80,448	23%
4	11,665	\$3,570,451	10,967	\$326	87,448	13%
5	15,070	\$4,564,880	14,158	\$322	61,823	23%
Other	2,440	\$767,625	2,282	\$336		0%
Total	68,944	\$21,182,312	64,928	\$326	409,382	16%

Client Portfolio

CONTRA COSTA COUNTY

EMPLOYMENT & HUMAN SERVICES

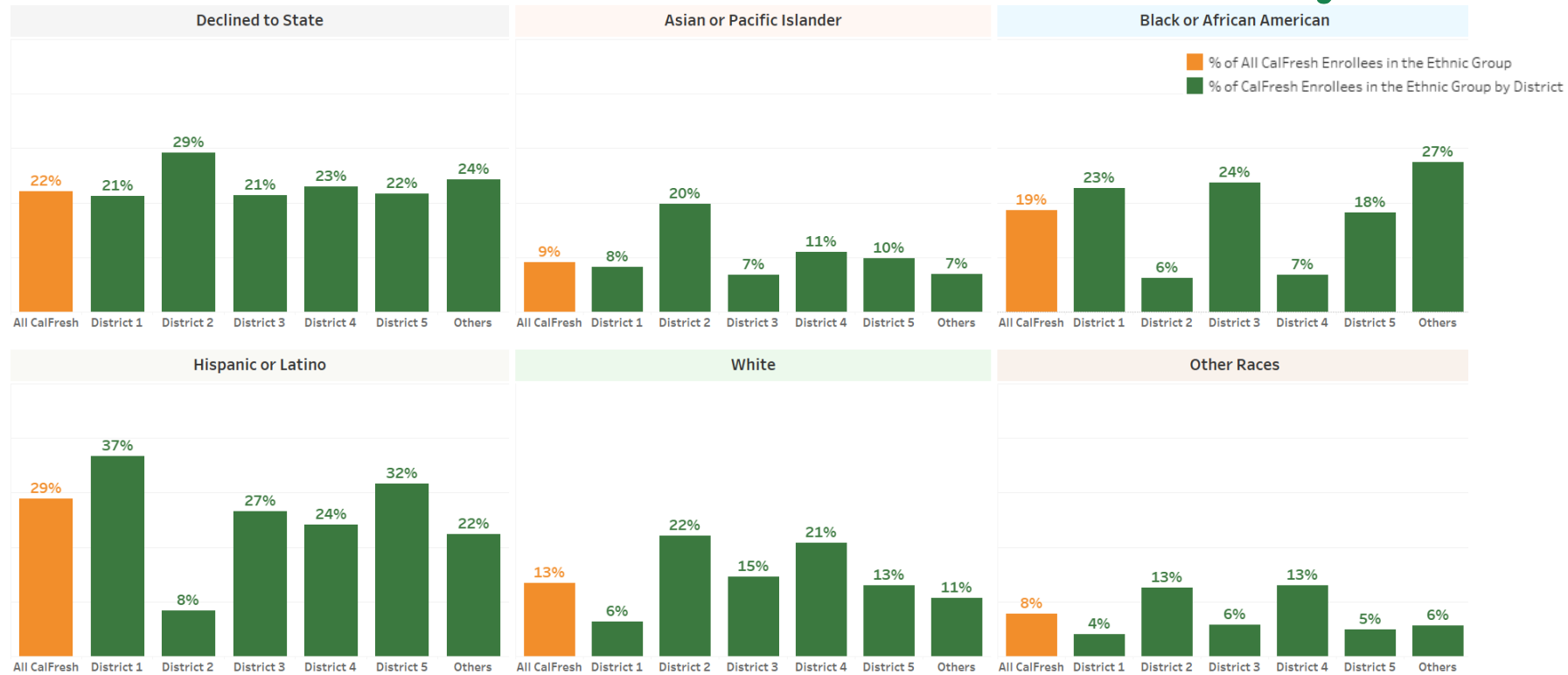
Age: CalFresh Individuals February 2025



CONTRA COSTA COUNTY

EMPLOYMENT & HUMAN SERVICES

Race: CalFresh Individuals February 2025



CONTRA COSTA COUNTY

EMPLOYMENT & HUMAN SERVICES

Client Experience

CONTRA COSTA COUNTY

EMPLOYMENT & HUMAN SERVICES

Customer Access



2024

6

Average Days to
Schedule
CalFresh Intake
Appointment

101,512

CalFresh Calls to
Medi-Cal
CalFresh Service
Center (MCSC)

53:48

Average Wait
Time
for
CalFresh MCSC
Callers

32:15

Average Wait
Time
for
All Programs

56%


Calls Assisted
through Self-
Service for All
Programs

CONTRA COSTA COUNTY

EMPLOYMENT & HUMAN SERVICES

CalFresh Applications Processing

July 2022 - February 2025



Region	CF Participation Rate
Contra Costa County	65%
State	68%
Nation	56%

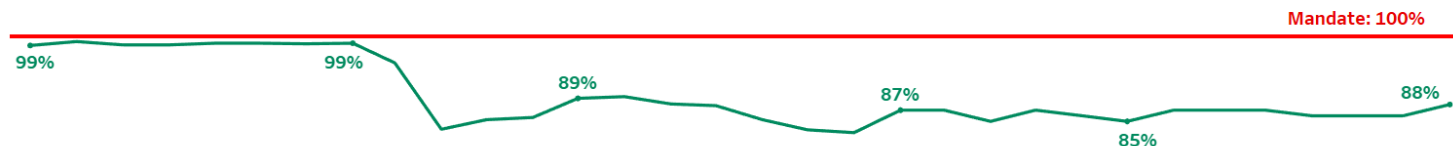
Jul 22 Aug 22 Sep 22 Oct 22 Nov 22 Dec 22 Jan 23 Feb 23 Mar 23 Apr 23 May 23 Jun 23 Jul 23 Aug 23 Sep 23 Oct 23 Nov 23 Dec 23 Jan 24 Feb 24 Mar 24 Apr 24 May 24 Jun 24 Jul 24 Aug 24 Sep 24 Oct 24 Nov 24 Dec 24 Jan 25 Feb 25

CONTRA COSTA COUNTY

EMPLOYMENT & HUMAN SERVICES

Renewals Processing Timeliness

July 2022 - February 2025



Jul 22 Aug 22 Sep 22 Oct 22 Nov 22 Dec 22 Jan 23 Feb 23 Mar 23 Apr 23 May 23 Jun 23 Jul 23 Aug 23 Sep 23 Oct 23 Nov 23 Dec 23 Jan 24 Feb 24 Mar 24 Apr 24 May 24 Jun 24 Jul 24 Aug 24 Sep 24 Oct 24 Nov 24 Dec 24 Jan 25 Feb 25

CONTRA COSTA COUNTY

EMPLOYMENT & HUMAN SERVICES

Legislation

CONTRA COSTA COUNTY

EMPLOYMENT & HUMAN SERVICES

Legislation

1. Senate Bill (SB) 1254 CalFresh

- SB1254 - CalFresh pre-enrollment of incarcerated individuals prior to their release from State prison or County jail.
- Effective for a period of four years beginning October 1, 2026, through September 30, 2030.

2. Federal Budget FY 2025-26

- **Budget reconciliation plan: \$230 billion in cuts to SNAP through 2034**
 - This would represent more than 20 percent of current funding
- **Cuts may include:**
 - Increased work requirements
 - Increased income reporting requirements
 - Reduced benefits
 - Cost sharing with states

CONTRA COSTA COUNTY

EMPLOYMENT & HUMAN SERVICES

Building Brighter Futures Together

Discussion

CalFresh Report, May 12, 2025

Angela Bullock-Hayes, Workforce Services Director
info@ehsd.cccounty.us | 925-608-4800