

Contra Costa County Office of the Sheriff



Quarterly Sheriff's Oversight Report

October – December 2023

Custody Services Bureau

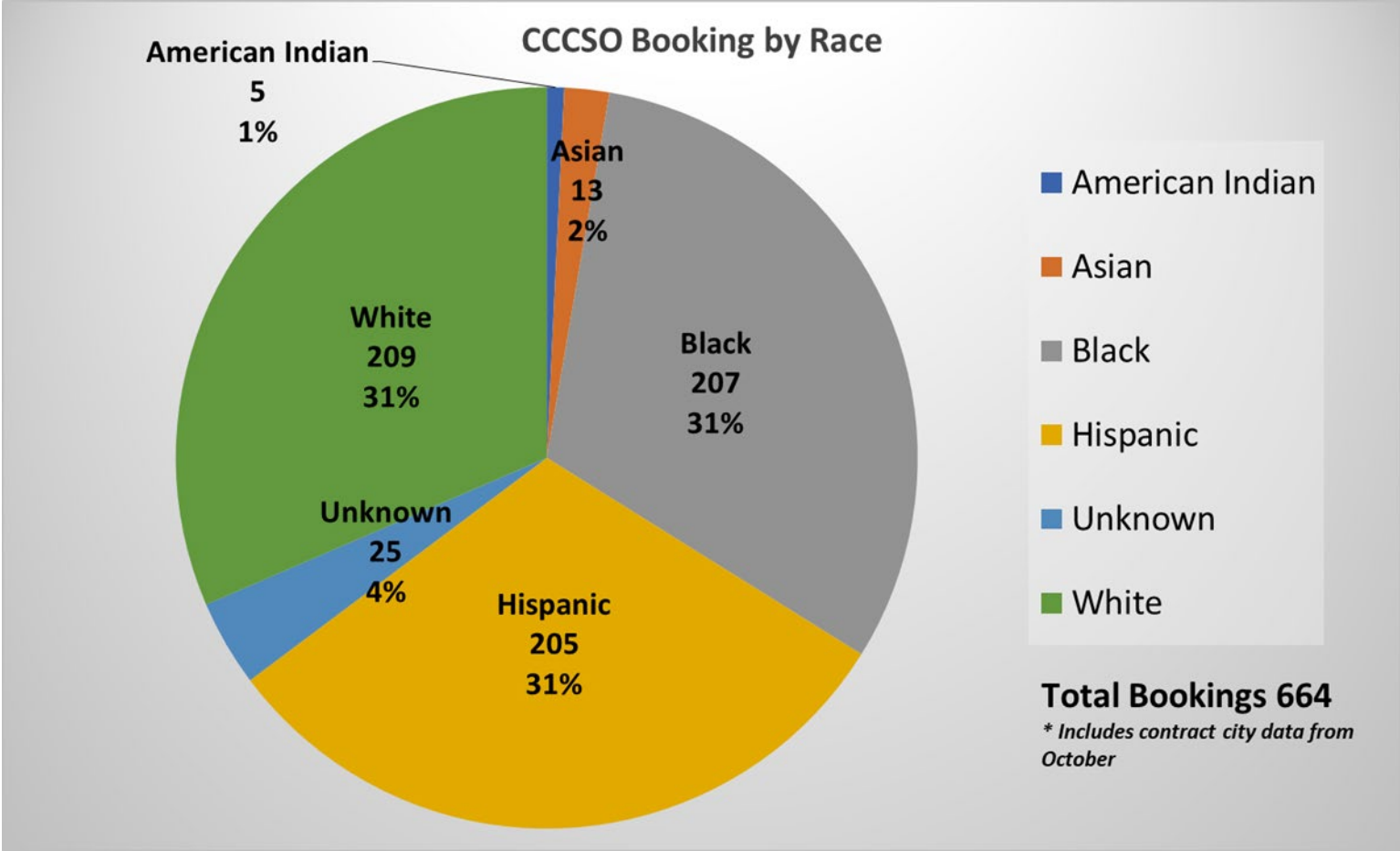
Total Number of MDF Bookings

	2022	2023
January to March	3,211	3,224
April to June	3,401	3,716
July to September	3,665	3,602
October to December	3,558	3,358
January to December Total	13,835	13,900

Total Number of Custody Alternative Bookings

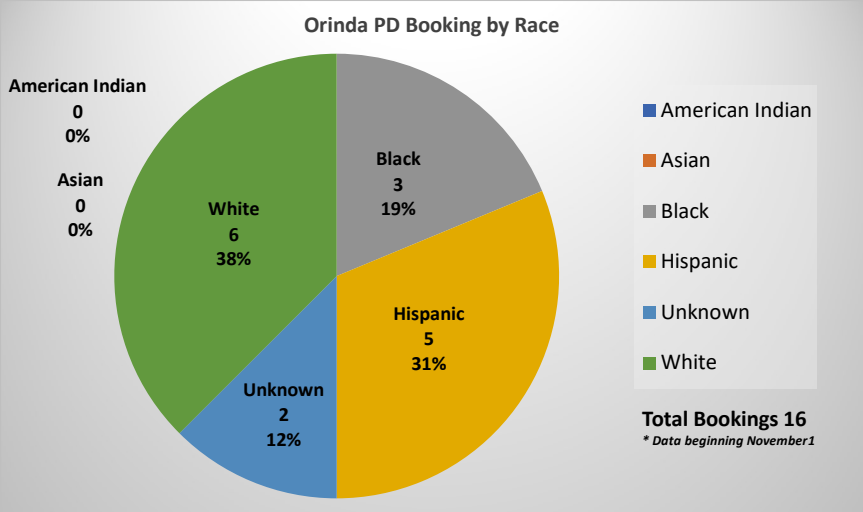
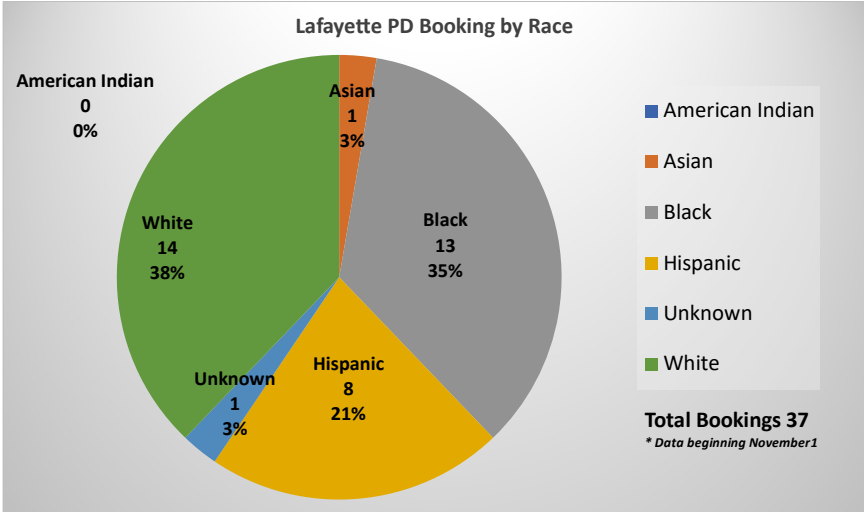
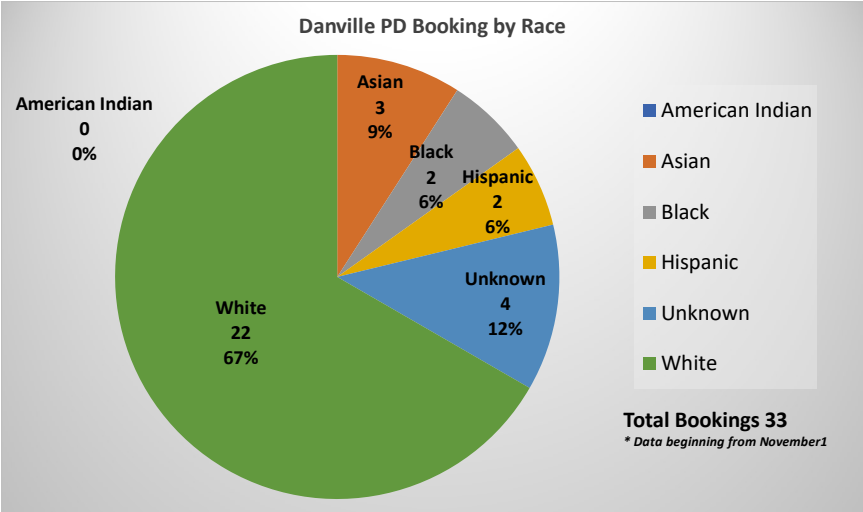
	2022	2023
January to March	392	315
April to June	384	387
July to September	364	458
October to December	359	427
January to December Total	1,499	1,587

Bookings By Agency By Race



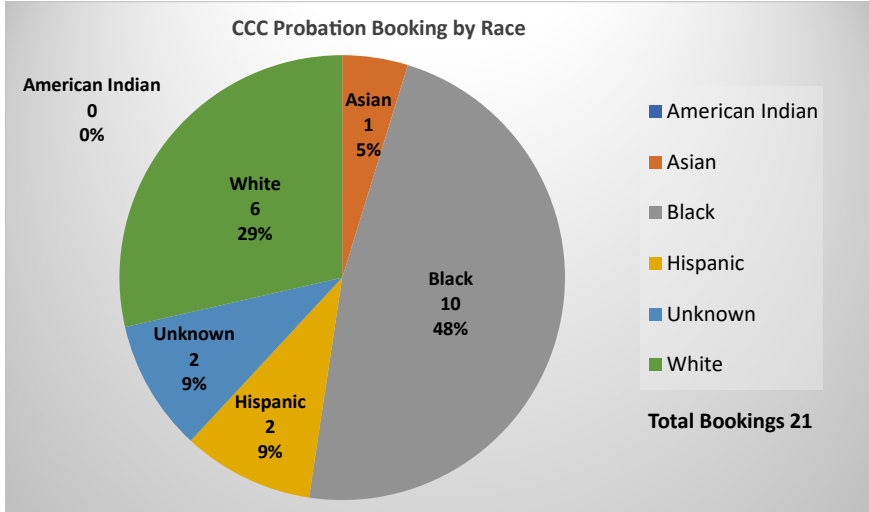
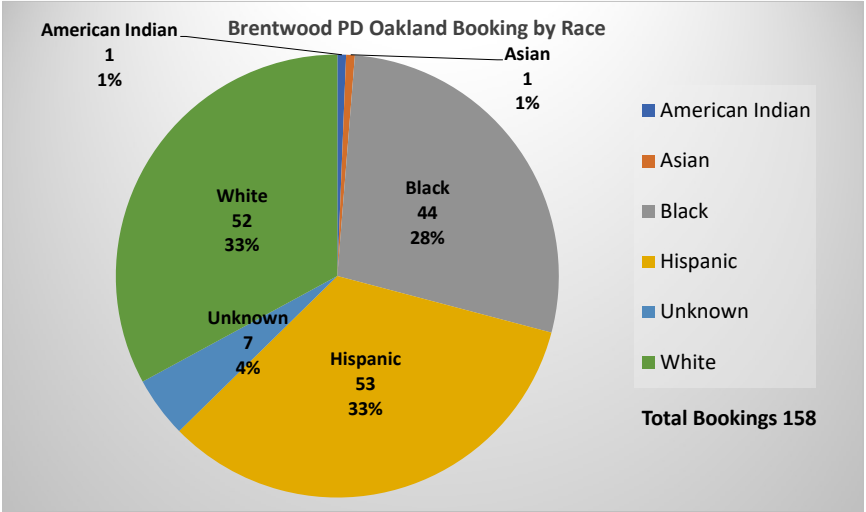
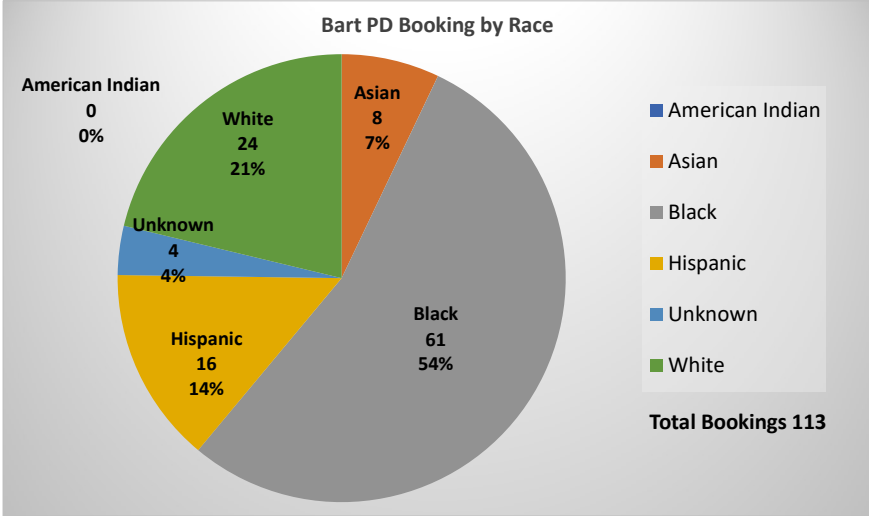
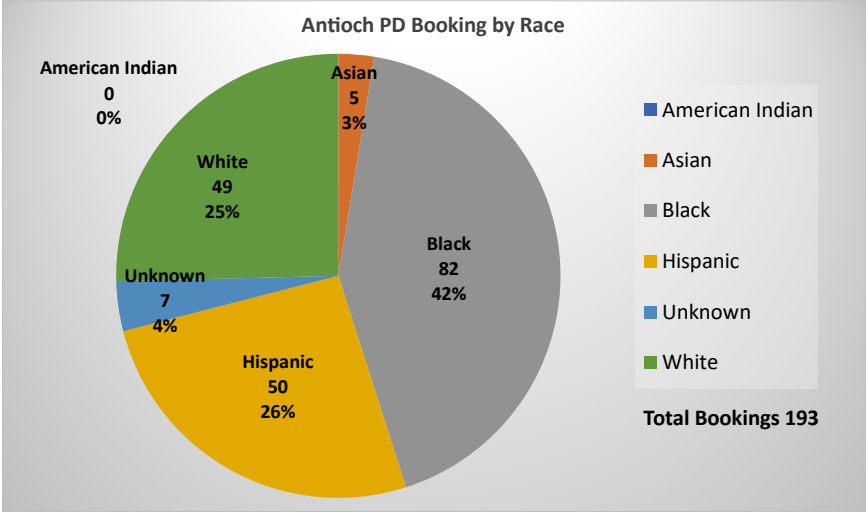
*Sheriff's Office bookings include Court Remands and Removal Orders from State Prison & Contract Cities for October only

Bookings By Agency By Race

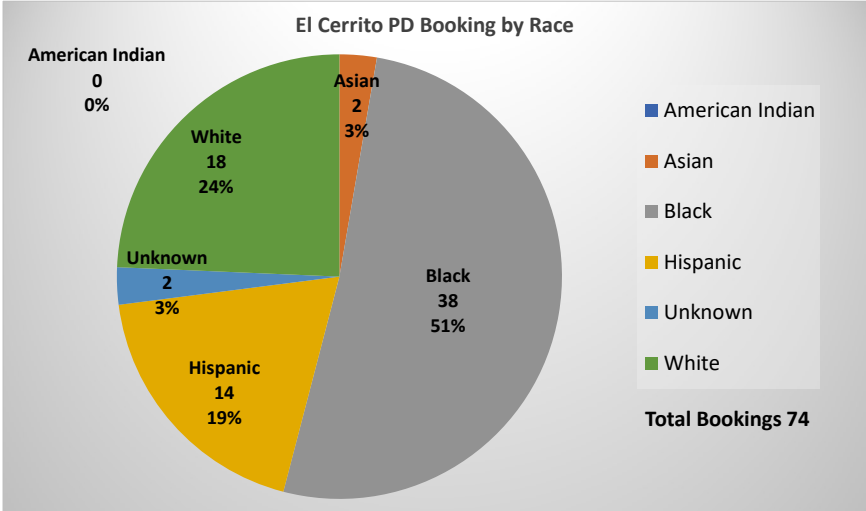
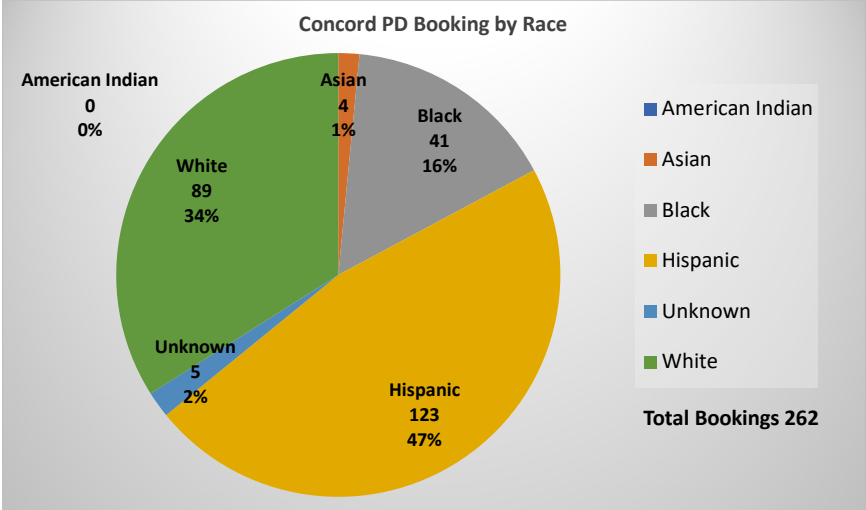
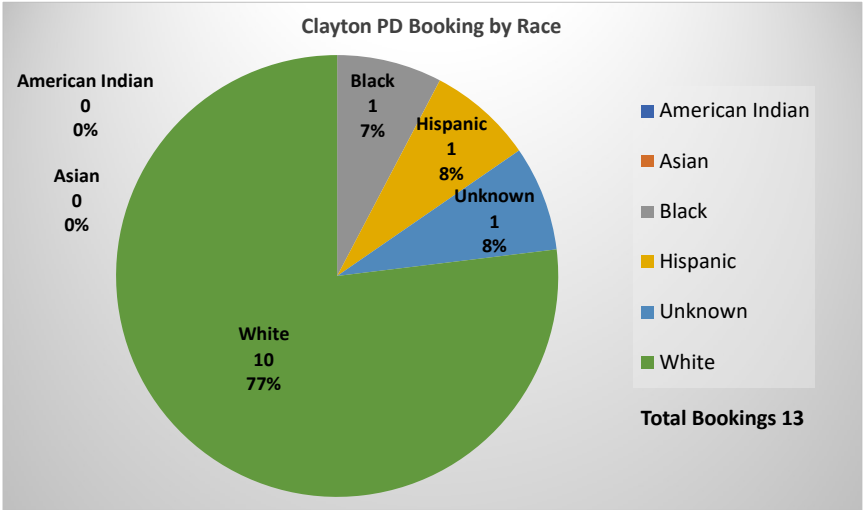
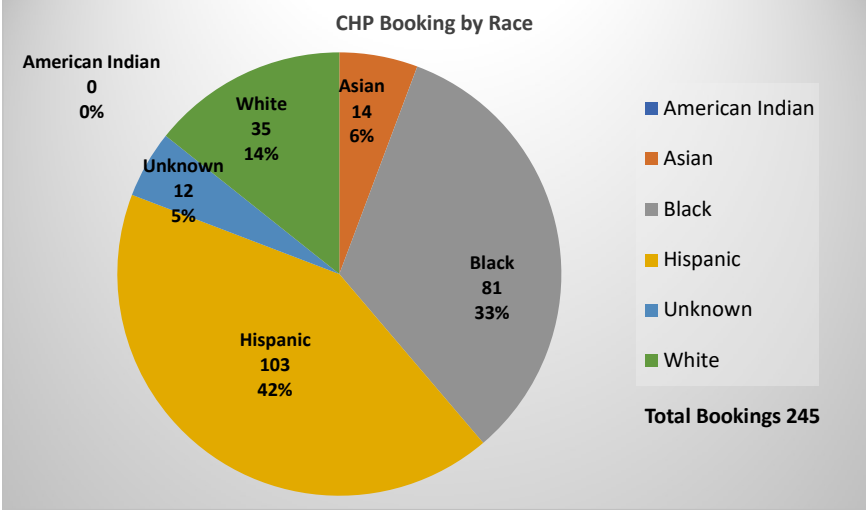


**Contract City data is
November 1, 2023 to
December 31, 2023**

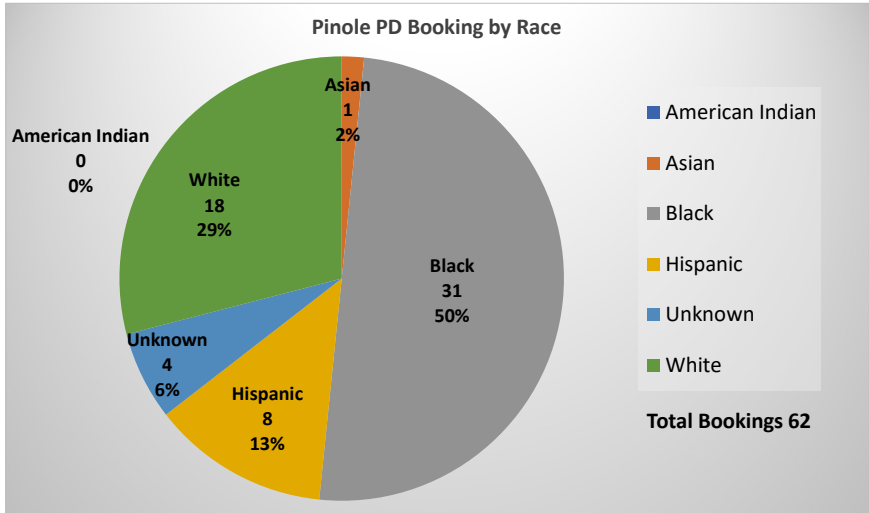
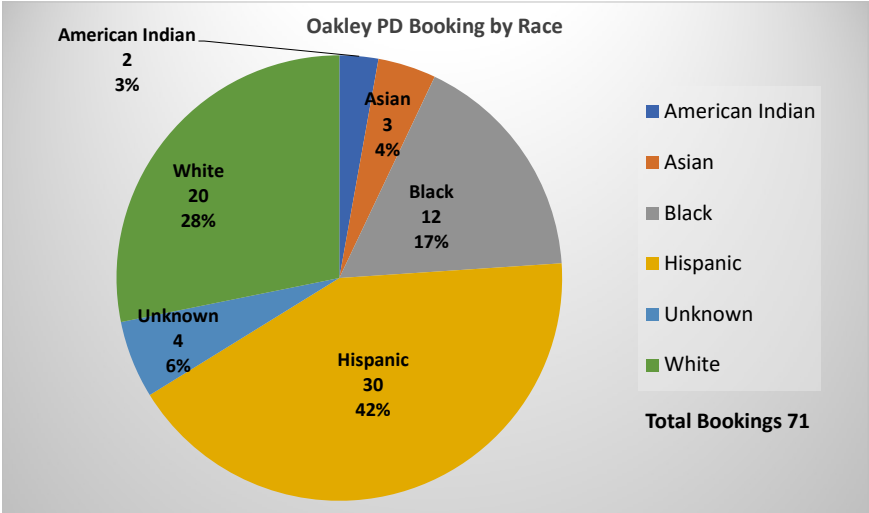
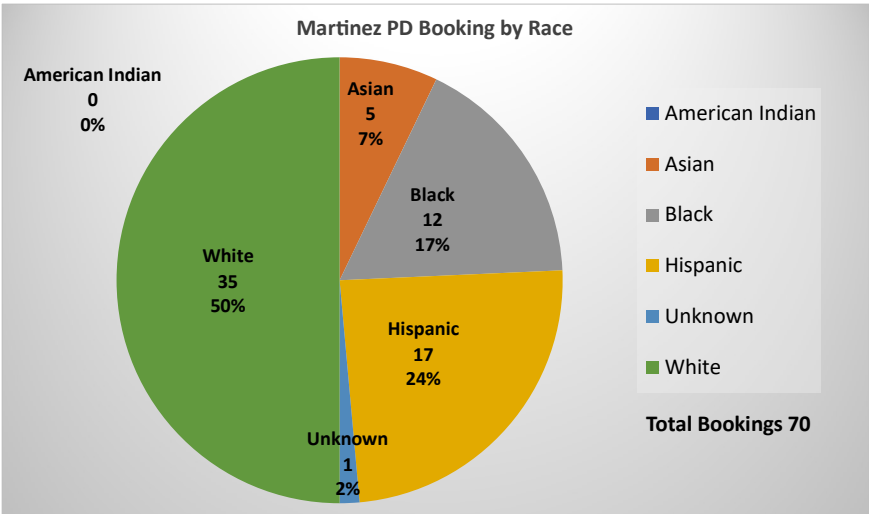
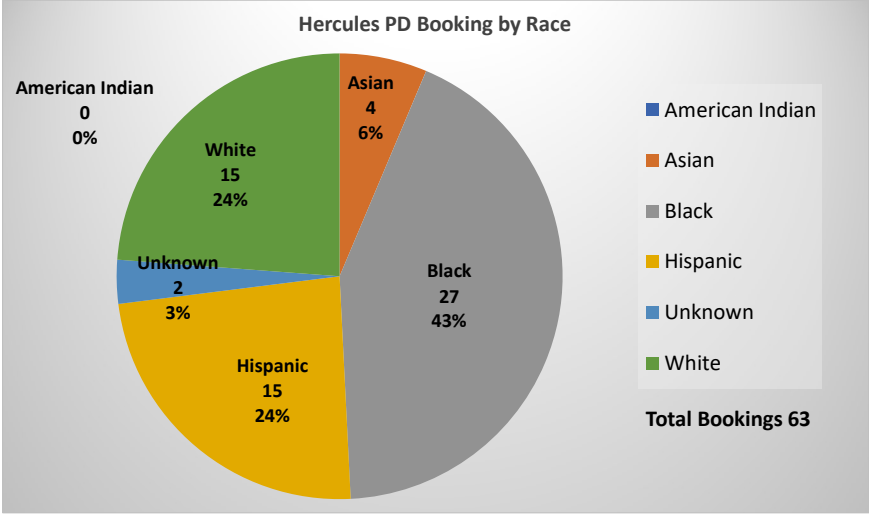
Bookings By Agency By Race



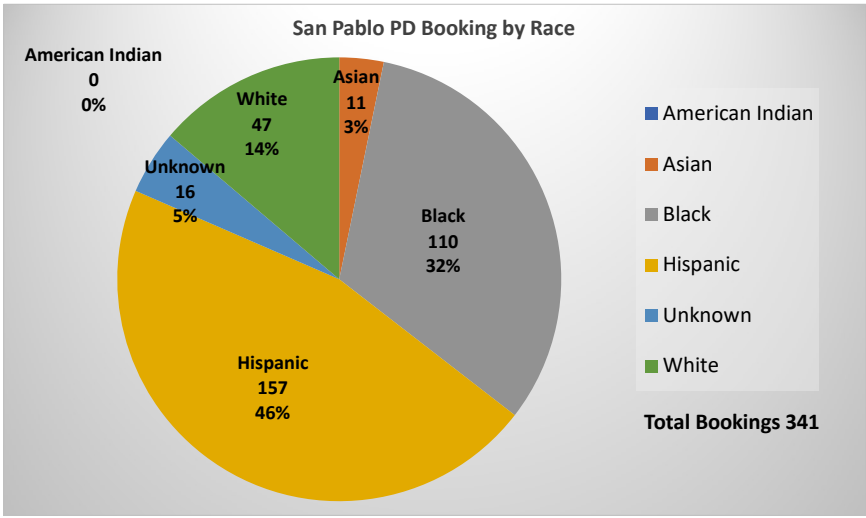
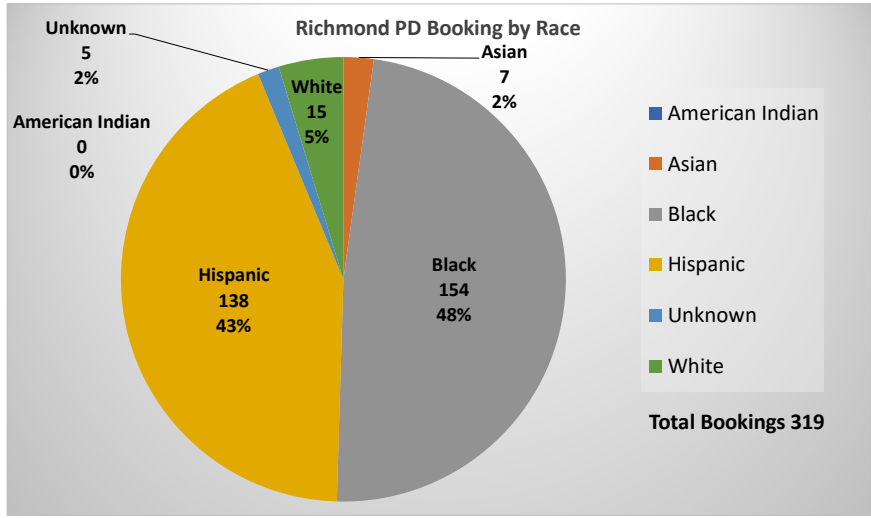
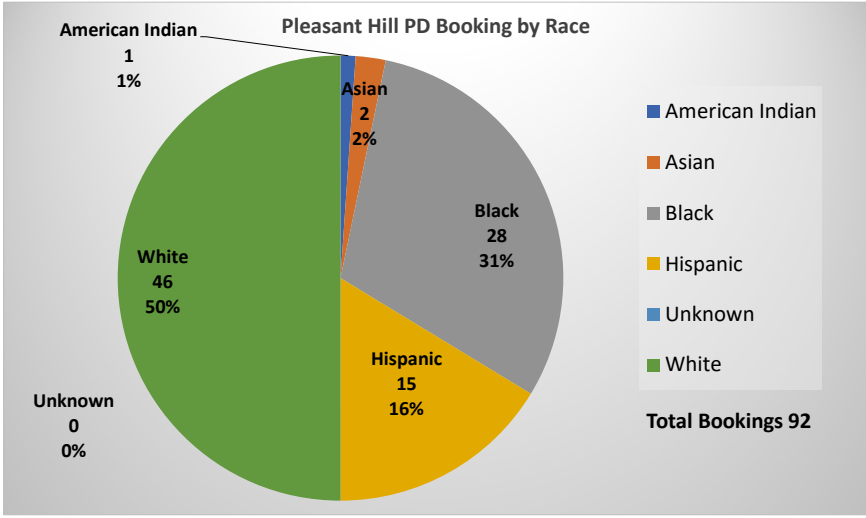
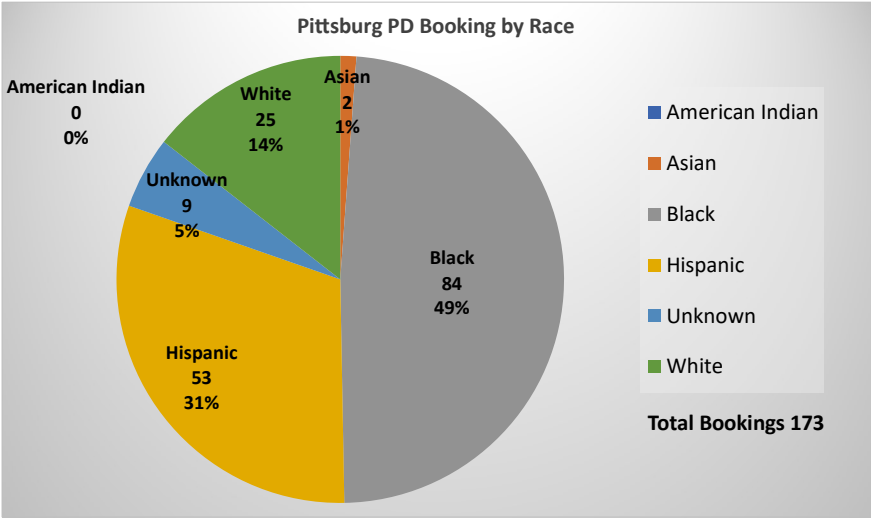
Bookings By Agency By Race



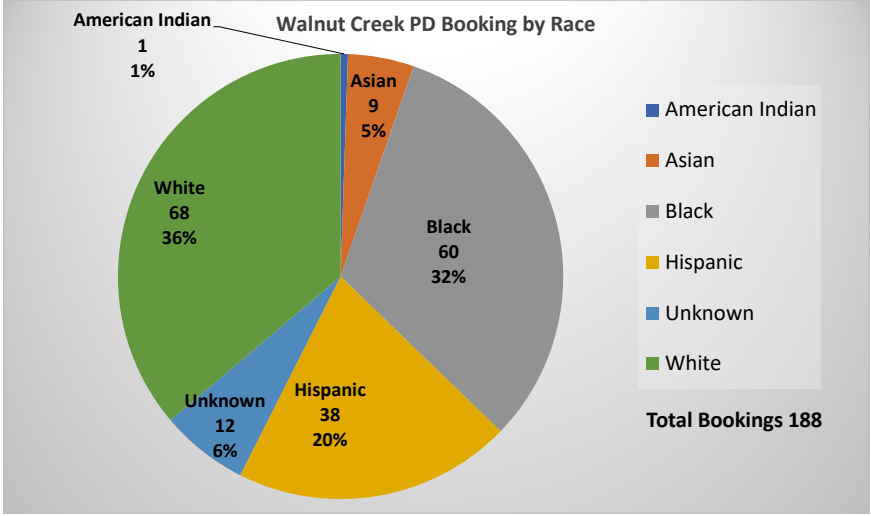
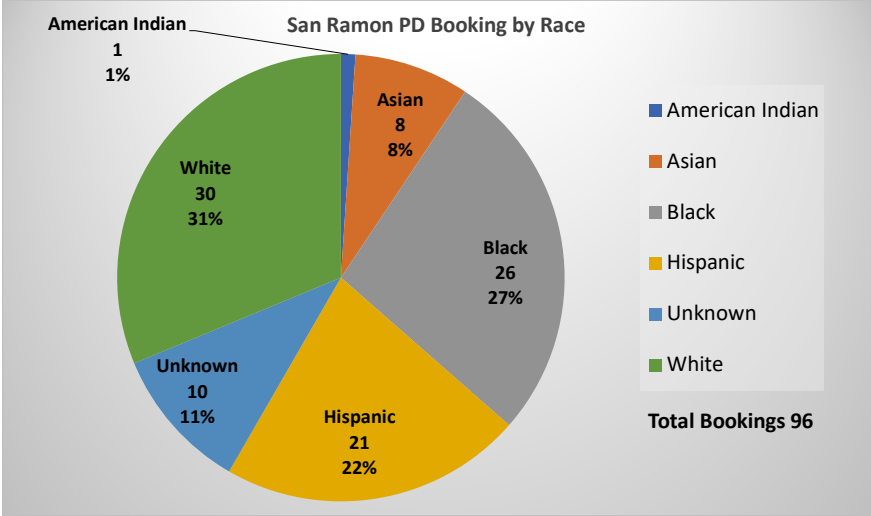
Bookings By Agency By Race



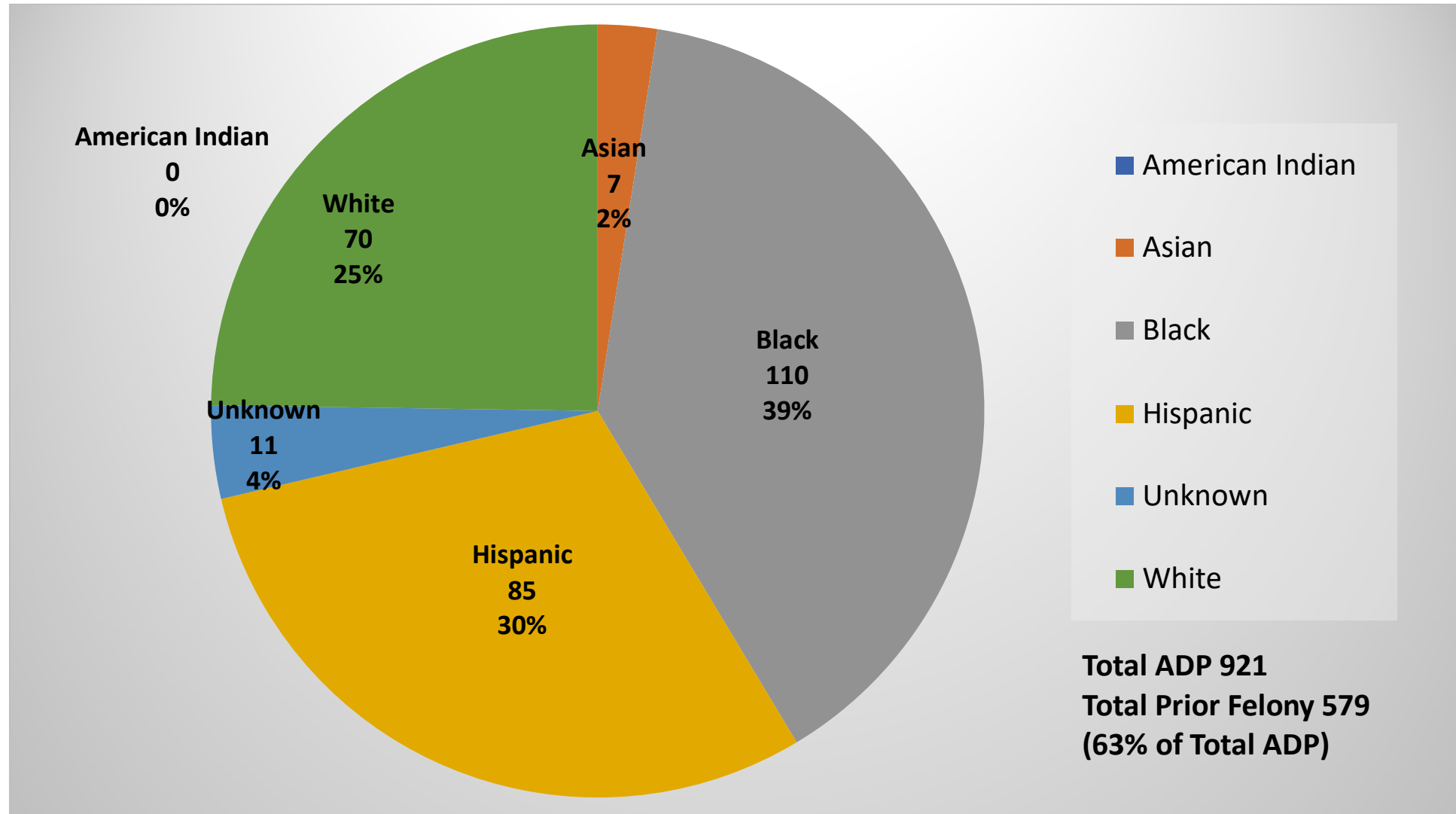
Bookings By Agency By Race



Bookings By Agency By Race



Prior Felony by Race & Percentage of Jail Population



Custody Services Bureau

Total Number of Bookings by Agency

Agency	January to March 2023	April to June 2023	July to September 2023	October to December 2023	January to December 2023
Office of the Sheriff	887	885	777	750	3,299
Antioch PD	255	213	192	193	853
BART PD	132	116	108	113	469
Brentwood PD	183	188	199	158	728
CHP Martinez	229	207	257	229	922
Clayton PD	11	10	6	13	40
Concord PD	297	336	307	262	1202
East Bay Regional Park Police	8	15	13	9	45
El Cerrito PD	53	48	61	74	236
Hercules PD	80	73	67	63	283
Kensington PD	0	2	2	0	4

Custody Services Bureau

Total Number of Bookings by Agency

Agency	January to March 2023	April to June 2023	July to September 2023	October to December 2023	January to December 2023
Martinez PD	73	84	84	70	311
Moraga PD	6	18	13	9	46
Oakley PD	76	95	81	71	323
Pinole PD	46	63	67	62	238
Pittsburg PD	208	220	216	173	817
Pleasant Hill PD	108	93	108	92	401
Richmond PD	245	280	315	319	1,159
San Pablo PD	400	380	345	341	1,466
San Ramon PD	103	86	105	96	390
Walnut Creek PD	253	229	196	188	866

Custody Services Bureau

Total Number of Bookings by Agency

Agency	January to March 2023	April to June 2023	July to September 2023	October to December 2023	January to December 2023
Amtrak Police	1	1	1	1	4
CCC College Police	6	7	2	4	19
Contra Costa DA	3	4	1	1	9
Contra Costa Probation	21	23	42	21	107
CHP Oakland and Solano	23	19	23	16	81
Fire Inspector	0	1	2	6	9
Other (Non-county)	3	3	6	12	24
State Agencies (Other)	0	2	1	0	3
State Parole	10	8	2	11	31
US Marshal	1	7	3	3	11
Total	3,721	3,716	3,602	3,360	14,399

Custody Services Bureau

Average Daily Population

	April to June 2023	July to September 2023	October to December 2023
Custody Alternative Facility	373	439	460
Marsh Creek Detention Facility	28	25	30
Martinez Detention Facility	410	407	390
West County Detention Facility	476	469	467
*Other	92	98	102

*Other population numbers include hospitals, those held in other counties, temporary releases, State Hospitals, and State Prison.

The number shown is an average of the daily population added together divided by the days in a month.

Custody Services Bureau

Average Pre-Trial and Post-Trial Population

	Pre-Trial October to December 2023	Post-Trial October to December 2023
Custody Alternative Facility	118	341
Marsh Creek Detention Facility	8	21
Martinez Detention Facility	347	44
West County Detention Facility	363	136
*Other	90	12

*Other population numbers include hospitals, those held in other counties, temporary releases, State Hospitals, and State Prison.

The number shown is an average of the daily population added together divided by the days in a month.

Custody Services Bureau

In-Custody Deaths

	2022	2023
January to March	0	1
April to June	0	0
July to September	1	0
October to December	0	0
January to December Total	1	1*

*Cause of Death – Natural Causes

Narcan Deployments

	2022	2023
January to March	0	5
April to June	0	6
July to September	12	8
October to December 2023	10	16
January to December Total	22	35


Narcan deployments began to be tracked in July 2022

Custody Services Bureau

Assaults on Staff

	2022	2023
January to March	30	15
April to June	21	13
July to September	30	28
October to December	18	15
January to December Total	99	71

Custody Services Bureau



Assault on Deputy Sheriff

On January 1, 2024, a Deputy Sheriff doing routine safety checks on M-Module at the Martinez Detention Facility was attacked by an inmate who was out of his cell on free-time. The Deputy Sheriff has returned to work with no significant injuries.

This case was be presented to the District Attorney's Office and felony assault charges were filed against the suspect.

Custody Services Bureau

ICE I-247A Requests for Notification

Total Requests for Notifications Received

	2022	2023
January to March	98	105
April to June	101	132
July to September	113	118
October to December	110	123
January to December Total	422	478

Total Notifications Made

	2022	2023
January to March	38	30
April to June	33	39
July to September	33	44
October to December	25	31
January to December Total	129	144

Custody Services Bureau

ICE I-247A Requests for Notification

Notifications on the Same Person

	2022	2023
January to March	6	5
April to June	5	5
July to September	3	2
October to December	3	5
January to December Total	17	17

Net Notifications Made

	2022	2023
January to March	32	25
April to June	28	34
July to September	30	42
October to December	22	26
January to December Total	112	127

Custody Services Bureau

Inspections

On November 29th, the BSCC conducted an unannounced inspection of the Martinez Detention Facility. There were no areas of non-compliance found by the BSCC during their inspection which included Intake and several housing units.

Inspections in the Fourth Quarter

County Health Dept

- MDF – December 12
- WCDF – December 13
- MCDF – December 20

Grand Jury Tour

- MDF – October 5
- WCDF – October 18

Prison Law Office

- Mental Health Auditor – Oct 31 to Nov 1

Custody Services Bureau

Inmate Tablets

As of September 18th the inmates with the Contra Costa County detention facilities have been able to use tablets. The use of these tablets have provided the following benefits to the inmates:

Provide inmates with online programs

- Educational classes
- Law materials
- Other online resources

Offer Activities

- Movies
- Games
- Available for free and purchase

Communicate with loved ones

- Phone calls
- Send messages
- Video visits



Custody Services Bureau

Contraband Examples Discovered During Q4



Field Operations Bureau

Total Dispatch Calls for Service

	2022	2023
January to March	67,576	71,755
April to June	71,764	74,318
July to September	79,937	75,514
October to December	72,957	69,863
January to December Total	292,234	291,450

Total Office of the Sheriff's Calls for Service

	2022	2023
January to March	36,398	38,566
April to June	37,926	39,650
July to September	42,098	40,356
October to December	37,919	37,745
January to December Total	154,341	156,317

Field Operations Bureau

Assaults on Staff

	2022	2023
January to March	7	4
April to June	6	12
July to September	4	8
October to December	3	7
January to December Total	20	31

Field Operations Bureau

A3 (Anyone, Anywhere, Anytime) Requests

	2022	2023
January to March	0	231
April to June	0	240
July to September	0	178
October to December	176	144
January to December Total	176	793

A3 Responses

	2022	2023
January to March	0	6
April to June	0	38
July to September	0	32
October to December	3	49
January to December Total	3	125

Field Operations Bureau

Mental Health Evaluation Team Deployments

	2022	2023
January to March	94	72
April to June	134	137
July to September	84	118
October to December	71	128
January to December Total	383	455

Total Welfare & Institutions Code 5150 Calls

	2022	2023
January to March	374	295
April to June	342	318
July to September	311	317
October to December	330	301
January to December Total	1,357	1,231

Field Operations Bureau

Non-Violent Welfare & Institutions Code 5150 Calls

	2022	2023
January to March	333	271
April to June	310	278
July to September	278	285
October to December	305	271
January to December Total	1,226	1,105

Violent Welfare & Institutions Code 5150 Calls

	2022	2023
January to March	41	24
April to June	32	40
July to September	33	32
October to December	25	30
January to December Total	131	126

Field Operations Bureau

Writ of Possession of Real Property Requests Received

	2022	2023
January to March	215	597
April to June	308	491
July to September	434	429
October to December	543	437
January to December Total	1,500	1,954

Field Operations Bureau

Writ of Possession of Real Property with Tenant Removal

	2022	2023
January to March	54	89
April to June	63	96
July to September	64	88
October to December	68	100
January to December Total	249	373

Tenant Removal with Use of Force

	2022	2023
January to March	0	1
April to June	1	0
July to September	3	0
October to December	2	3
January to December Total	6	4

Field Operations Bureau

Tenant Removal with Use of Force

On October 21, 2023, the Civil Unit staff went to a residence to conduct a lawful eviction. Upon knocking on the front door, the tenant emerged from the backyard yelling and refusing to comply with the eviction. The tenant went back into the house and refused to follow the Civil deputy's lawful orders. Over approximately an hour, the tenant exited the house several times to yell at deputies and threatened to shoot Civil deputies. Eventually, the tenant exited the house, approached the deputies, and was then taken to the ground and subdued by deputies using physical force. Neither the tenant nor the sworn staff sustained any injuries. A search warrant was authored for the house and three rifles, several hundred rounds of ammunition, and several un-serialized rifle lower receivers were seized. The tenant was subsequently booked into the Martinez Detention Facility.



Support Services Bureau

Total Number of Coroner's Cases

	2022	2023
January to March	237	233
April to June	211	210
July to September	203	203
October to December	231	216
January to December Total	882	862

Total Number of Autopsies

	2022	2023
January to March	121	119
April to June	125	118
July to September	108	126
October to December	129	115
January to December Total	483	478

Support Services Bureau

Coroner's Inquests Conducted

	2022	2023
January to March	2	2
April to June	3	1
July to September	6	0
October to December	2	2
January to December Total	13	5

Support Services Bureau

- On December 5th, the installation of a new freezer was completed. The previous freezer had begun to deteriorate, with the walls and ceiling showing signs of buckling. The cost of a repair or replacement was evaluated and it was determined a full replacement was a better and more cost-effective option. The project started in October and cost an estimated \$120,000.



Administration Services Bureau

Office of the Sheriff's Authorized Staffing

	Professional Employees	Sworn Employees	Total Sheriff's Office
Number of Filled Positions	295	659	954
Number of Unfilled Positions	90	118	208
Total Authorized	385	777	1162

Administration Services Bureau

Office of the Sheriff's Hiring For January to December 2023

	Total Applications	Hired	% of Applications Hired
Deputy Sheriff Recruit	966	46	4.8%
Deputy Sheriff Lateral	93	13	14.0%
Dispatcher	1,211	12	1.0%
Professional Staff	158	46	29.1%

Administration Services Bureau

Applications Received

	July to December 2020	July to December 2021	July to December 2022	July to December 2023
Deputy Sheriff Recruit	627	401	425	419
Deputy Sheriff Lateral	80	62	33	72
Dispatcher	2,187*	1,177*	532	656

*County HR changed the dispatcher application recruitment process in 2022 to a continuously open recruitment process. The numbers in 2020 and 2021 include duplicate applications from individuals applying monthly.

Administration Services Bureau

Internal Affairs Investigations Initiated

	2022	2023
January to March	1	4
April to June	3	2
July to September	7	3
October to December	2	4
January to December Total	13	13

Use of Force Incidents reported to State DOJ*

	2022	2023
January to March	1	0
April to June	0	0
July to September	0	0
October to December	0	0
January to December Total	1	0

* Government Code 12525.2 requires every law enforcement agency to furnish a monthly report to the Department of Justice, for all instances when a peace officer is involved in any of the following:

- An incident involving the shooting of a civilian by a peace officer
- An incident involving the shooting of a peace officer by a civilian
- An incident in which the use of force by a peace officer against a civilian results in serious bodily injury or death
- An incident in which use of force by a civilian against a peace officer results in serious bodily injury or death

Administration Services Bureau

Employees on Administrative Leave

	# of Employees on Admin Leave	Total Number of Days of Admin Leave
January to March	2	58
April to June	2	84
July to September	0	0
October to December	1	10
January to December Total	5	152

Notable Events

- Heroes' Day is an annual event held at Old River Elementary School. Each year, the school invites us to join them in a heartfelt tribute to honor and recognize our Military and everyday heroes. October 9th, we were honored to be part of the event. Heroes' Day serves as a powerful reminder of the bravery and dedication exhibited by our heroes, inspiring the students to embody these qualities in their own lives.



Notable Events

- On October 27th, Deputies from Bay Station attended the Food as Medicine Health Fair in North Richmond. Deputies met with members of the community and participated in activities throughout the event.



Notable Events

- On November 9th, Blackhawk Police Services hosted a clothing drive for local charities, and the community's participation was overwhelming. The outpour of support and generosity resulted in approximately 4,000 pounds of clothing being donated to Contra Costa Health Services and The Bay Church. Both recipients support several shelters throughout the county, providing clothing. Blackhawk Police staff and all police volunteers loaded five truckloads of clothing by the event's conclusion.



Notable Events

- On December 2nd, Deputies participated in the Annual Knightsen “Hometown Holiday” Parade and festivities. This year marked the 125th Anniversary of this cherished event. This event was a wonderful opportunity to bring together our community with local organizations, and surrounding communities, to celebrate the town of Knightsen.



Notable Events

- On December 6th, the Sheriff's Office sponsored its annual "Shop with the Sheriff" holiday event. The Sheriff's Office partnered with Macy's again this year to provide a unique holiday shopping experience for fifteen elementary school-aged children. "Shop with a Cop (Sheriff)" is a nationally recognized program that partners children with law enforcement officers to shop for holiday gifts for their families.



Notable Events

- On December 20th, the Muir Station deputies hosted a Bay Point Holiday Party and Toy Giveaway an event at the Ambrose Recreation Center in Bay Point. Over 1000 people were in attendance and over 500 hundred children received a free toy while meeting Santa. Treats and hot chocolate was also provided. Supervisor Glover's staff were at the event and hosted a free family portrait giveaway.

