

# Early Childhood Education Program Update



April 14, 2026

Marla Stuart, MSW, PhD, EHS Director and Head Start Executive Director  
Sarah Reich, Community Services Bureau Interim Director, Head Start Director

[info@ehsd.cccounty.us](mailto:info@ehsd.cccounty.us) | (925) 608-4800



# Outline

Topic	Federal Head Start	State Child Care
Federal Environment Updates	To date	
Child Care Center Services	Feb 2026	Feb 2026
Policy Council Actions	Mar 2026	
Budget	Feb 2026	Feb 2026
Monitoring	Feb 2026	Feb 2026
Official Funder Communication	Mar 2026	Mar 2026
Recommendation	✓	
Appendices	For Information	

*Building Brighter Futures Together*

- Federal Environment Updates
- Child Care Center Services
- Policy Council Actions
- Budget
- Monitoring
- Official Funder Communication
- Recommendation
- Appendices

*Building Brighter Futures Together*



# Federal Environment Updates

## Sources of Information

1. Project 2025
2. Executive Orders
3. Federal Department Actions
4. Congressional Actions

## Categories of Impact

1. Potential Funding Reduction
2. Potential Funding Increase
3. Changes to Program Regulations
4. Change that may Impact Customers
5. Change that may Impact Contracts with Partners

*Building Brighter Futures Together*

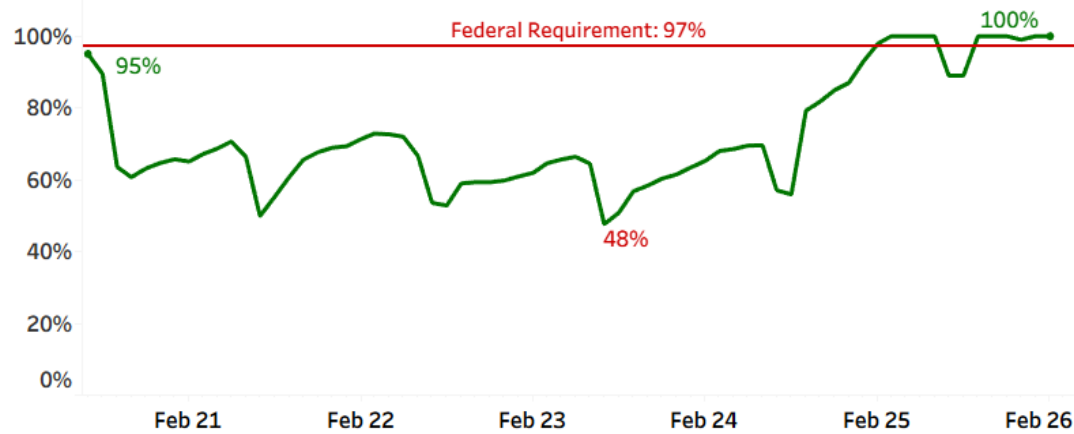
- Federal Environment Updates
- **Child Care Center Services**
- Policy Council Actions
- Budget
- Monitoring
- Official Funder Communication
- Recommendation
- Appendices

*Building Brighter Futures Together*

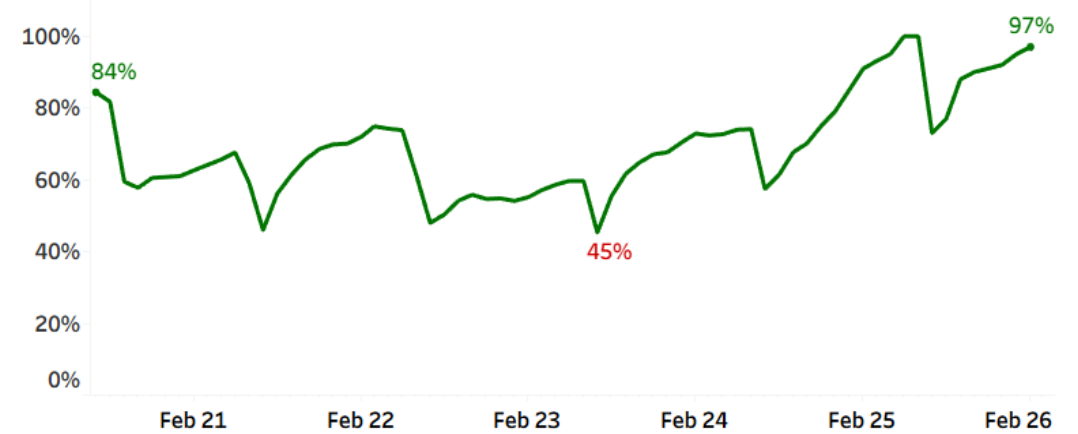


# Center Enrollment Rates

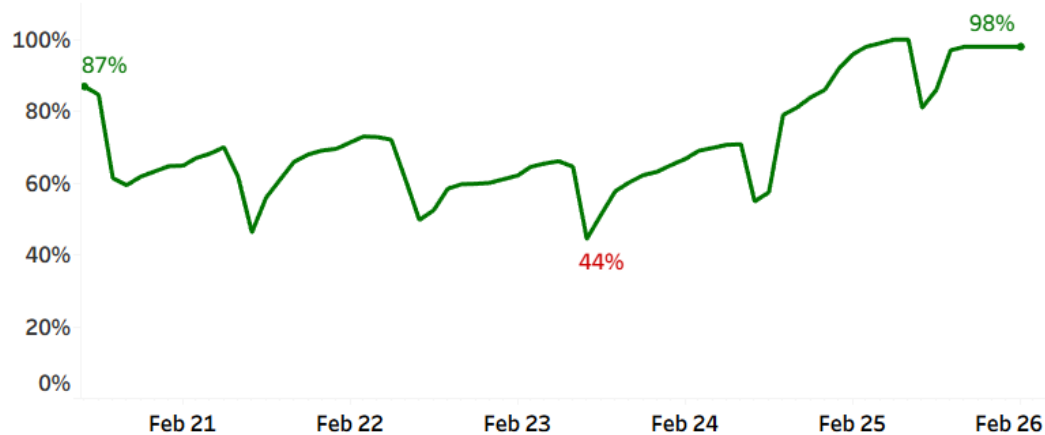
Federal Filled Slots



State Filled Slots



Total Filled Slots



**Current Slot Allotments:**

- Federal Slots (Head Start) = 1,201 (1,201 filled slots as of February 2026)
- State Slots (CDE and CDSS) = 764 (740 filled slots as of February 2026)
- Total Unique Slots = 1,345 (1,321 filled slots as of February 2026)

**Current Enrollment Requirements:**

- Federally Funded = 97% slots filled
- State Funded = Currently “hold harmless” meaning no penalties for not filling all slots. When “hold harmless” ends in June 2026, we will no longer be funded for unfilled slots.

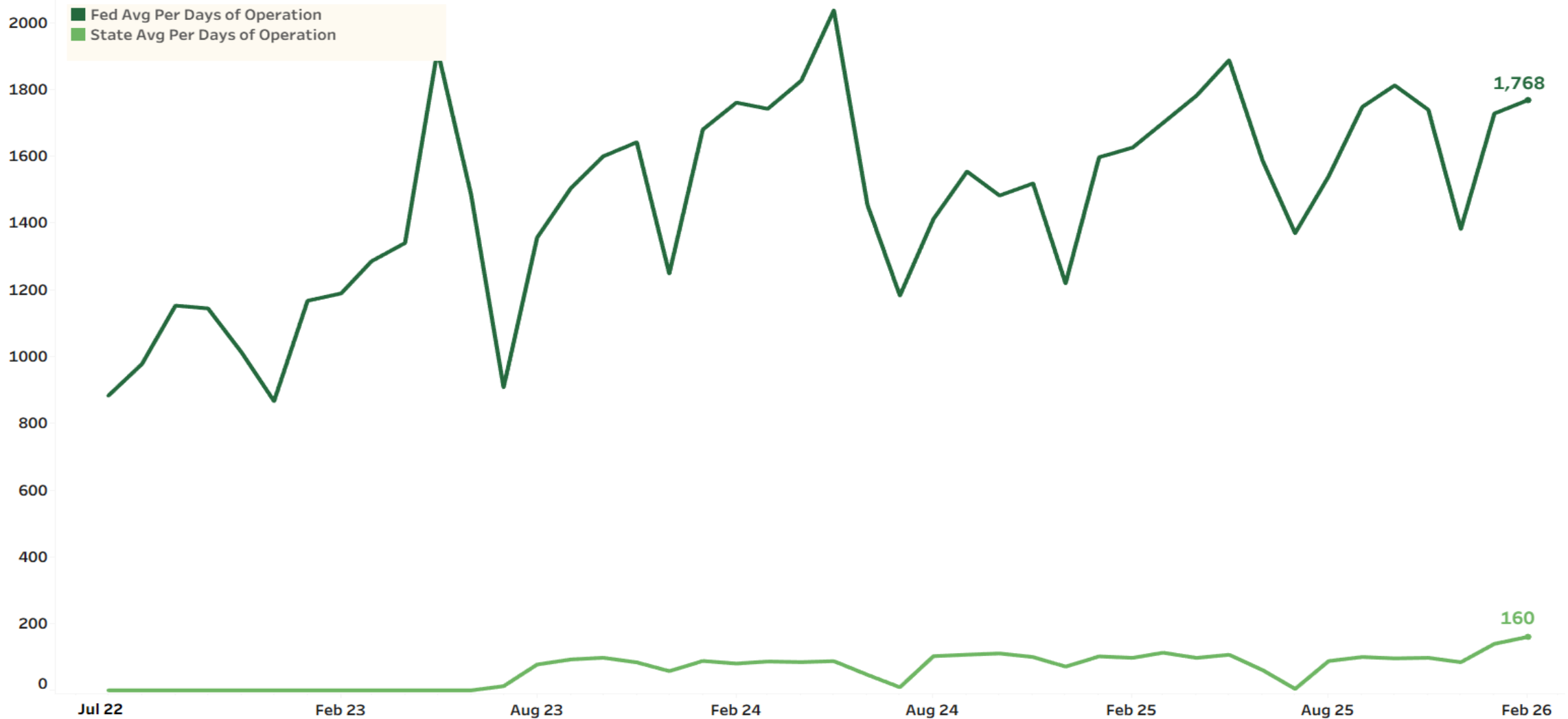
*Building Brighter Futures Together*

# Center Attendance Rates

**UNDER CONSTRUCTION**

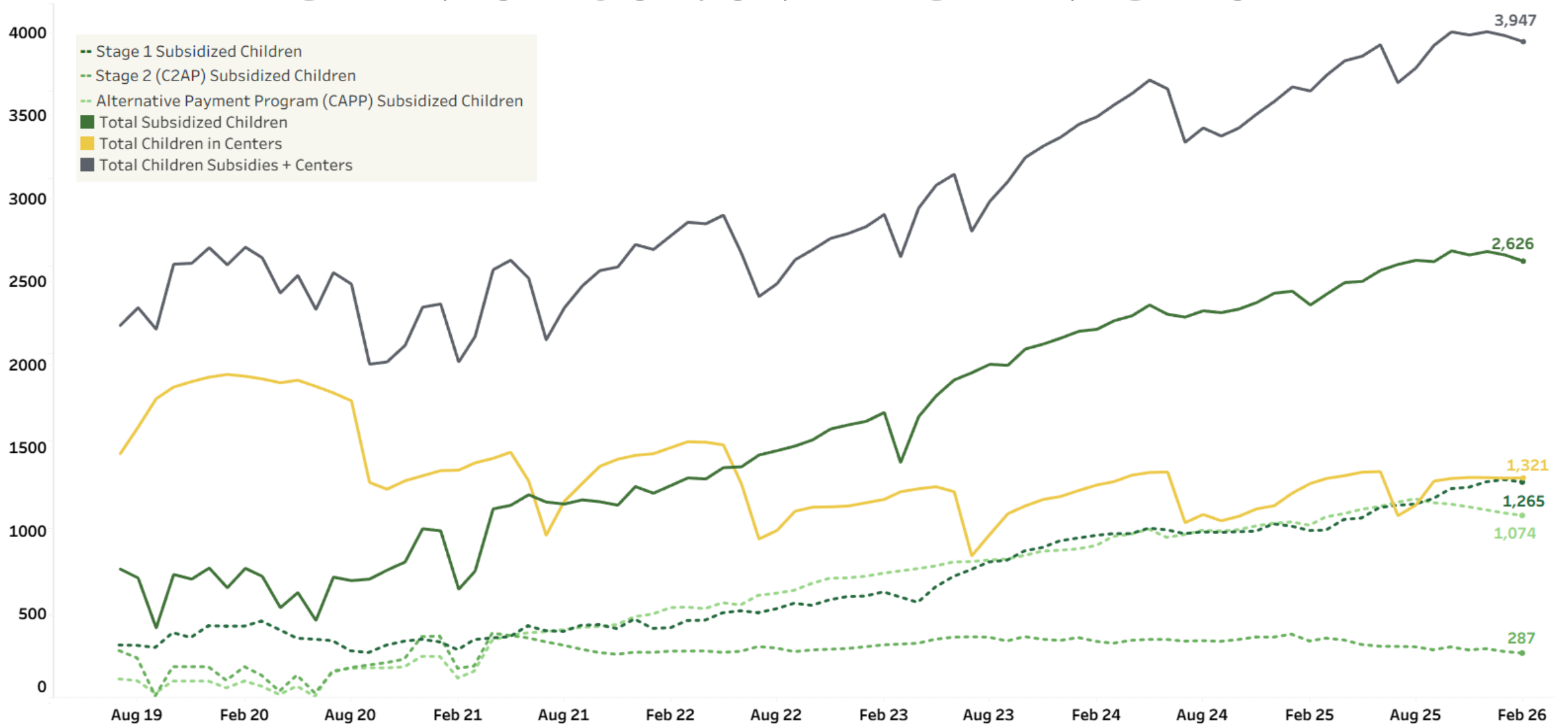
*Building Brighter Futures Together*

# Average Center Meals & Snacks Per Day



*Building Brighter Futures Together*

# Children Served in Child Care



“Total Children in Centers” includes children enrolled with federal (Head Start/Early Head Start) and state (CCTR, CSPP) funding sources.

*Building Brighter Futures Together*

# Current ECE Data Management System

CLOUDS (Child Location Observation Utilization Data System) deployed in 2012 as the data management system for the County's Early Childhood Education (ECE) programs.

## History

- 2009: Received Quality Improvement & Program Improvement Grant from Administration for Children and Families (ACF) to develop electronic child safety system.
- 2010: Launched as RFID child safety system.
- 2014: 1<sup>st</sup> electronic system in California to be approved by California Department of Education (CDE) to use electronic attendance and signature system. Relaunched as data management system in 2015.
- 2015: Received California State Association of Counties (CSAC) Merit Award for Innovative Systems.
- 2017: Presented at National Head Start Association (NHSA) Summit.
- 2019: Recognized by Office of Head Start as Innovative Safety System.
- 2020: Received CSAC Award for using technology to enhance communications with families during pandemic.

*Building Brighter Futures Together*

# Procurement Process

## Procurement Process

- Launched RFP #1211 in October 2024 and received 4 bids.
- Staff unanimously recommended KinderSystems following proposal reviews and demos.
- June 10, 2025: Board of Supervisors approved consent item C52 to execute a purchase order through June 2030

## KinderSystems Overview

- Specializes in systems for subsidized child care, early education, and Head Start on a national scale.
- Offer collection of integrated off-the-shelf systems to support our full program, including
  - COPA – for managing center-based federal and state funded early childhood education services
  - CARE – for managing subsidized child care services
  - Learning Genie – for managing parent engagement and child outcome assessments
  - KinderCloud – umbrella system linking together COPA and CARE databases

*Building Brighter Futures Together*

# KinderSystems Implementation Timeline

Workstream	Categories	Jul-2025	Aug-2025	Sep-2025	Oct-2025	Nov-2025	Dec-2025	Jan-2026	Feb-2026	Mar-2026	Apr-2026	May-2026	Jun-2026	Jul-2026	Aug-2026	Sep-2026
	<b>Project Launch</b>			9/16/2025												
1 COPA Implementation- Data System for Head Start and State Preschool Programs	Super Admin Trainings & Configurations															
	COPA Data Conversion															
	COPA Manager Trainings															
	COPA End User Trainings															
	COPA Pilot/UAT Go Live							1/12/2026								
	COPA Full Implementation Go Live													7/1/2026		
2 CARE Implementation- Data System for Alternative Payment Programs	CARE Data Conversion															
	CARE Front End Configurations & Trainings															
	CARE Training															
	CARE Pilot/UAT Go Live										TBD					
	CARE Full Implementation Go Live													7/1/2026		
3 Learning Genie Implementation- Data System for Child Assessments	Kick-Off									3/10/2026						
	Data Conversion															
	Super User Training & Configuration															
	End User Trainings												6/10/2026			
	Pilot/UAT Go Live															
Full Implementation Go Live													7/1/2026			
4 KinderCloud- Umbrella Data System Linking COPA & CARE	Prototype Development															
	Application Design															
	Quality Assurance															
	User Acceptance Testing															
	KinderCloud MVP Go Live											R1 Deploy				R2 Deploy
5 On-Going Support	Support															

*Building Brighter Futures Together*



# Classroom Video Camera Background

History of video cameras in the County centers

Spring 2025 Head Start Audit

Camera Discussions with Partners

Camera Benefits and Concerns

*Building Brighter Futures Together*

# Current Classroom Video Camera Utilization

Agency	Video Camera Status	# Slots	# Classrooms	# Facilities	Contract End Date
Contra Costa County	Present	562	45	12	N/A
Crossroads	Present	20	4	1	6/30/27
Tiny Toes	Present	32	2	1	6/30/26
Little Angels <sup>1</sup>	Present	24	2	1	6/30/26
YMCA	Not Present	286	28	7	6/30/27
KinderCare	Not Present	152	18	4	6/30/26
Richmond College Prep <sup>1</sup>	Not Present	48	1	1	6/30/26
San Ramon Unified School District <sup>1</sup>	Not Present	48	2	2	6/30/26
We Care <sup>1</sup>	Not Present	24	1	1	6/30/26
Aspiranet <sup>2</sup>	N/A	149	N/A	N/A	6/30/27
<b>Total With Cameras Present</b>		638	53	15	
<b>Total Without Cameras Present</b>		558	50	15	

1. State funding only partner, does not receive federal funds.

2. Aspiranet is a home-based model without physical facilities or classrooms.

*Building Brighter Futures Together*

# FY25-26 Community Assessment

## **Federal Requirement**

Head Start Act (HSA) 640(g)(1)(C); Head Start Program Performance Standards (HSPPS) 1302.11(b), 1302.102(d)(2)

## **Purposes (summarized from HSPPS)**

1. Identify populations most in need of services
2. Inform the program's design and to ensure service delivery reflects needs and diversity of the community
3. Inform the enrollment, recruitment, and selection process to prioritize the enrollment of those most in need
4. Identify community strengths and resources that can be leveraged for service delivery and partnership efforts
5. Identify the communication methods and modalities that best engage with prospective and enrolled families

*Building Brighter Futures Together*

# FY25-26 Community Assessment Process

## Timing

- Data updated in Fall/Winter 2025-26.

## Data Sources

- Secondary data from the US Census Bureau's American Community Survey (ACS), 2023 California Child Care Portfolio published by California Child Care Resource & Referral Network, California Community Care Licensing Division, and other national, state, and local resources.
- Data disaggregated by cities within Contra Costa County.

## Future

- RFP 1231 issued December 2025
- Received 6 proposals that are being vetted for a decision in Spring 2026

*Building Brighter Futures Together*

# Community Assessment Highlights: Eligible Population

The number of children 0-5 years old has been declining since 2026, even while the county's overall population has been increasing.

	2016	2024	% Change 2016-24
<b>1. Children Age 0-2</b>	37,441	34,309	-8%
<b>2. Children Age 3-5</b>	41,893	38,167	-9%
<b>3. Total Children 0-5</b>	79,334	72,476	-9%
<b>4. Overall Population</b>	1,107,925	1,172,607	+6%
<b>5. % Population 0-5</b>	7%	6%	-1%

\*Source: ACS 2024 1-Year Estimates and prior ACS 5- Year Estimates.

*Building Brighter Futures Together*

# Community Assessment Highlights: Family Needs

- Monthly full-time child care costs have increased from 2019 to 2023.
- For families needing infant care, costs are about 30% more expensive using either center-based options or family home based options.
- It is even more for families needing preschool care, increasing by nearly 40% regardless of type of program.

<b>Average Monthly Full-Time Costs:</b>	<b>2019</b>	<b>2021</b>	<b>2023</b>	<b>% Change 2019-23</b>
<b>1. Center-Based Infant Care</b>	\$1,622	\$1,733	\$2,088	+29%
<b>2. Center-Based Preschool Care</b>	\$1,190	\$1,295	\$1,649	+39%
<b>3. Family Home Based Infant Care</b>	\$1,045	\$1,233	\$1,381	+32%
<b>4. Family Home Based Preschool Care</b>	\$996	\$1,093	\$1,386	+39%

\*Source: 2019, 2021, and 2023 California Child Care Portfolio published by California Child Care Resource & Referral Network.

*Building Brighter Futures Together*

# Community Assessment Highlights: Availability of Services

- Overall, more child care slots are available in 2025 compared to 2024, including licensed center-based and family homes serving at least 9 children.
- Still only enough slots for 44% of 0-5 years old population.

	2024	2025	Change
<b>1. # of Preschool Care Slots</b>	18,553	17,797	-4%
<b>2. # of Infant Care Slots</b>	2,275	2,212	-3%
<b>3. # of Single License Care Slots</b>	3,732	4,999	+34%
<b>4. Total # Child Care Center-Based Slots</b>	24,560	25,008	+2%
<b>5. # Additional Family Home Care Slots</b>	6,050	6,553	+8%

\*California Community Licensing Division, as reported in December of each year. A single license allows centers to serve multiple age ranges. Family Home Care slots only include those that serve at least 9 children, since data is not publicly shared for those with fewer than 9 children.

*Building Brighter Futures Together*

- Federal Environment Updates
- Child Care Center Services
- **Policy Council Actions**
- Budget
- Monitoring
- Official Funder Communication
- Recommendation
- Appendices

*Building Brighter Futures Together*



# March 2026 Policy Council Actions

The Head Start Policy Council convened on March 18, 2026. Key actions included:

- Received standard monthly administrative, fiscal, and child nutrition reports
- Approved applying for and accepting FY26-27 Head Start grant (approved by the Board of Supervisors 3/17/26)
- Received presentations on Community Assessment results and Contra Costa County Library services
- No recommended actions for the Board of Supervisors

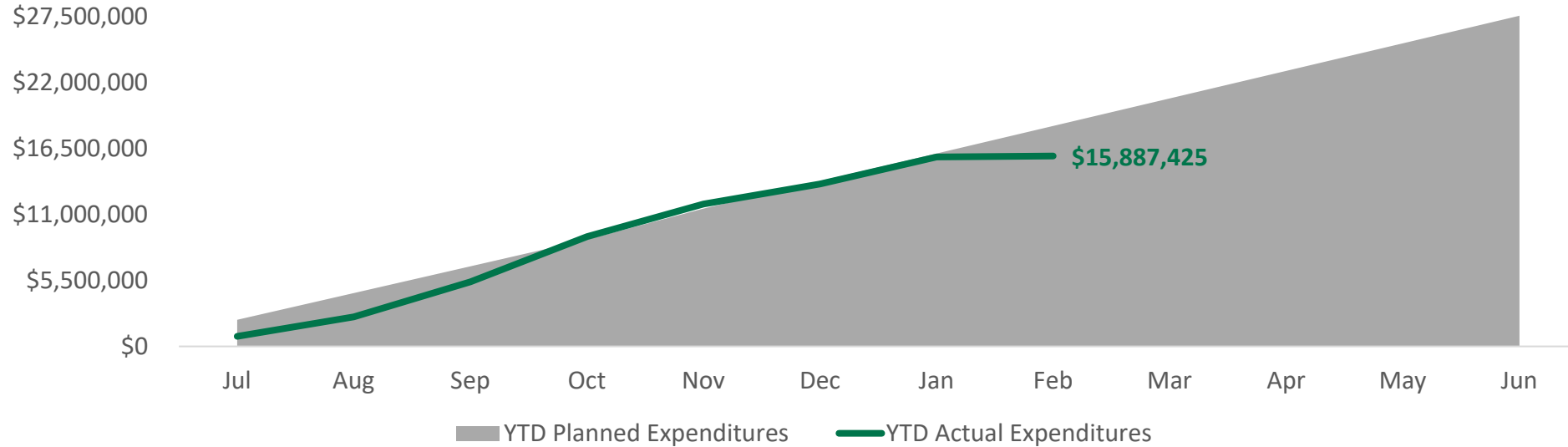
*Building Brighter Futures Together*

- Federal Environment Updates
- Child Care Center Services
- Policy Council Actions
- **Budget**
- Monitoring
- Official Funder Communication
- Recommendation
- Appendices

*Building Brighter Futures Together*



# Head Start Budget Expenditures



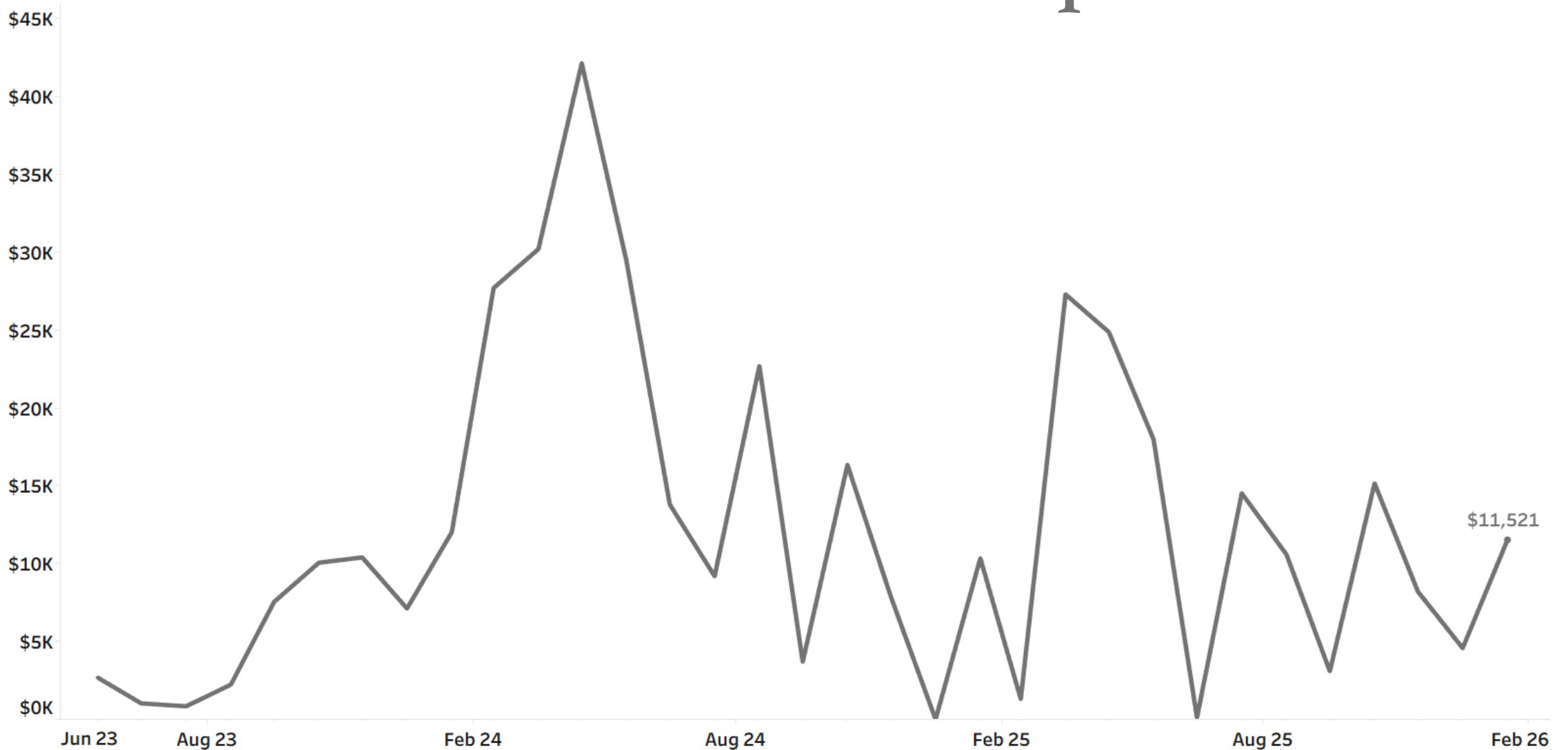
Category	FY25-26 Funding	Feb 2026 Expenditures	YTD Expenditures <sup>2</sup>	Remaining Balance
Total Federal Funding	\$20,577,342	\$1,059,080	\$12,183,867	\$8,393,475
Required Non-Federal Share	\$5,144,336	\$264,774	\$3,366,738	\$1,777,598
Measure X Overmatch <sup>1</sup>	\$1,873,029	\$43,622	\$336,820	\$1,536,209
<b>Total Federal and Non-Federal</b>	<b>\$27,594,707</b>	<b>\$1,367,476</b>	<b>\$15,887,425</b>	<b>\$11,707,282</b>

1. Includes roll over funds as of 1/20/26; updated 4/14/26 to reflect BDA-25-00156.

2. Reflects payroll adjustments for July-December 2025.

*Building Brighter Futures Together*

# Head Start Credit Card Expenditures



All credit card expenditures are made by authorized staff for budgeted purchases to support reasonable program expenditures.

*Building Brighter Futures Together*

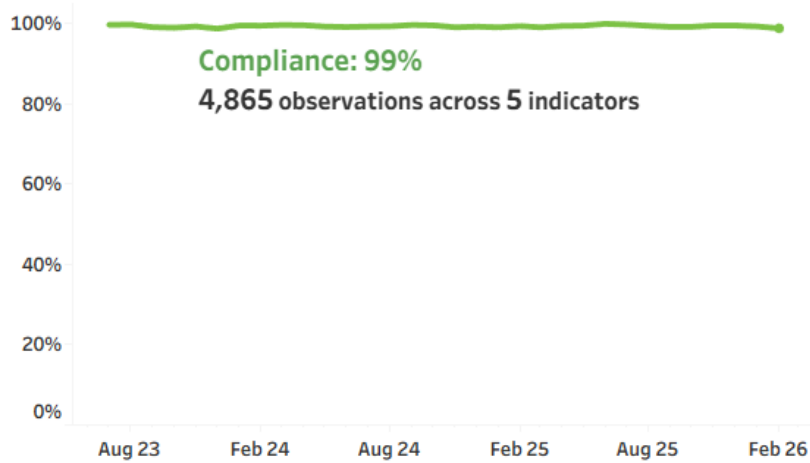
- Federal Environment Updates
- Child Care Center Services
- Policy Council Actions
- Budget
- **Monitoring**
- Official Funder Communication
- Recommendation
- Appendices

*Building Brighter Futures Together*

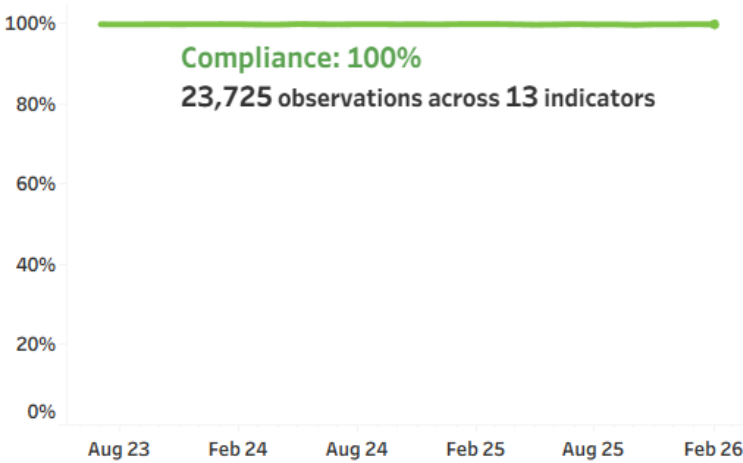


# Health and Safety Compliance

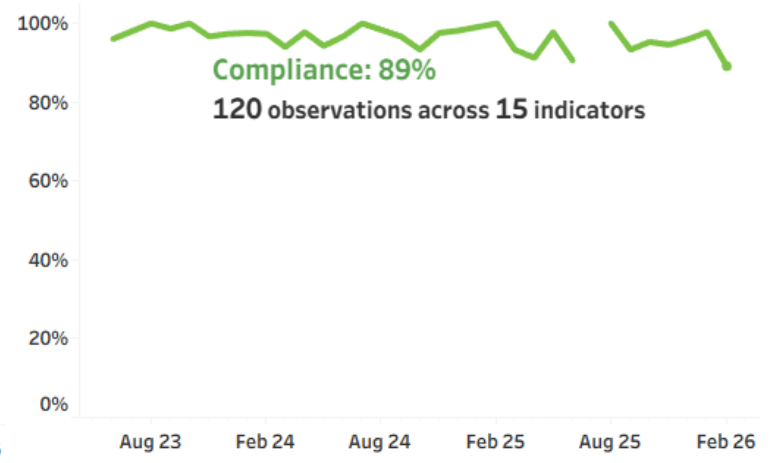
**Daily Playground Safety**



**Daily Classroom Health & Safety**



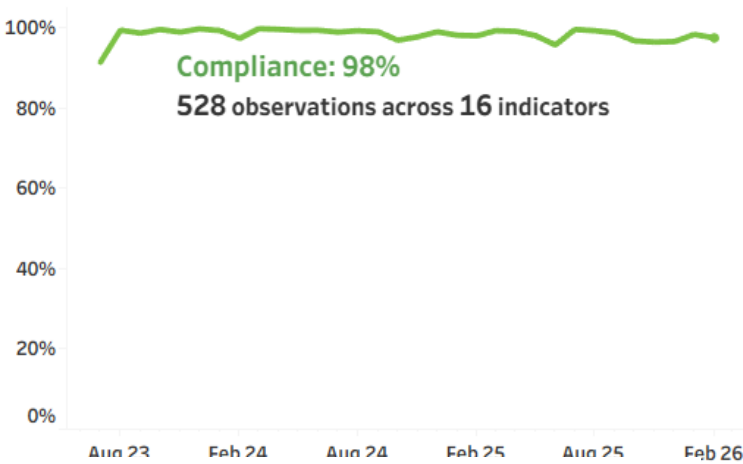
**Child Transition & Safety**



**Weekly Facility Safety**



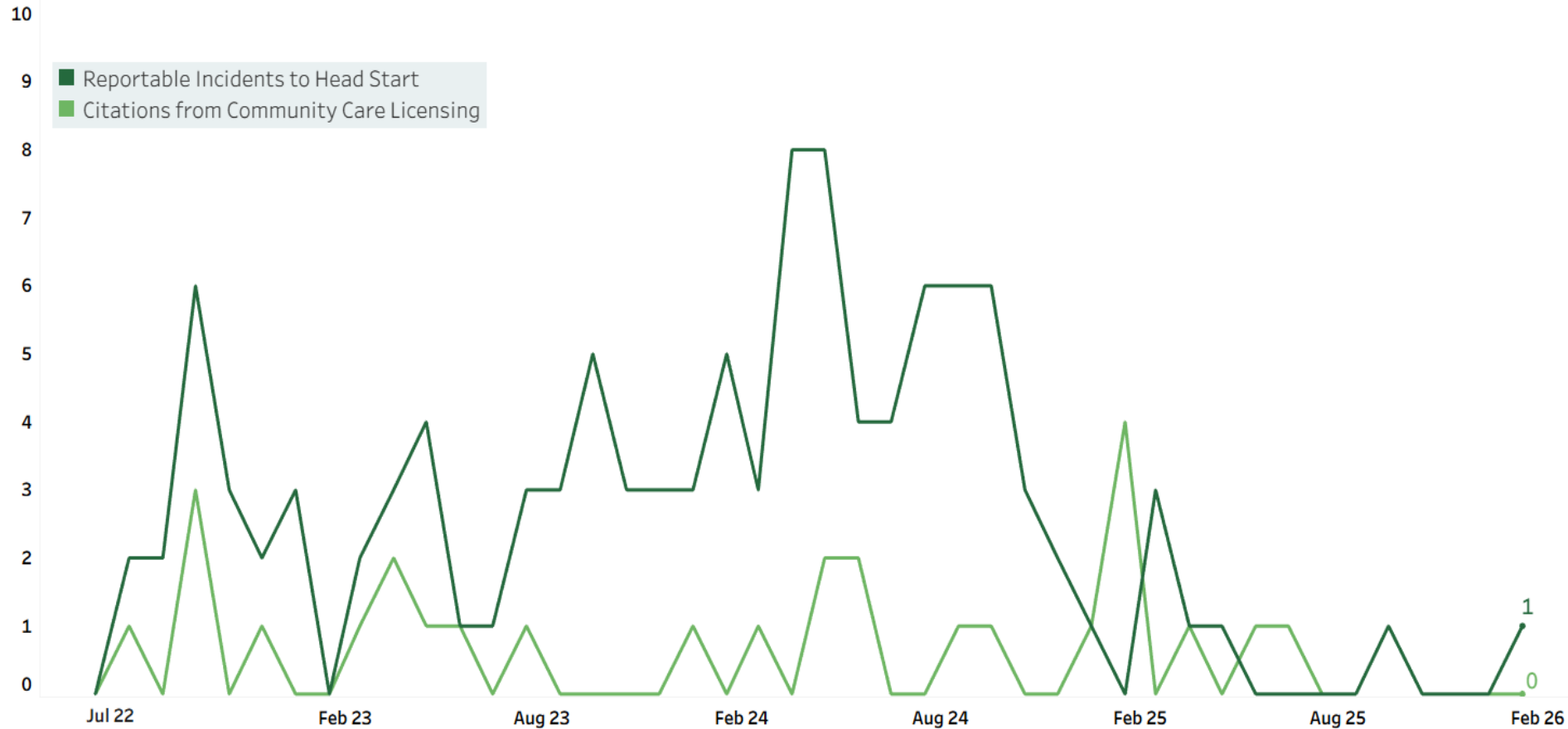
**Monthly Playground Safety**



- Indicators with non-compliance rates over 10% in Feb 2026:
1. Current lesson plan is posted and includes individualization activities and a Health & Safety component. (3/8 = 38%)
  2. A review of the client concern log was completed and indicates that any concerns listed have been addressed. (3/8 = 38%)
  3. Classroom Transition Tracking Sheet is used and reflects current children in the classroom or in transition. (2/8 = 25%)
  4. Classroom schedules are posted and followed. (2/8 = 25%)
  5. Classroom teachers can articulate methods of "active supervision". (1/8 = 13%)
  6. A review of the most recent Weekly Facility Tool, Daily Classroom Health & Safety Checklist, and Daily Playground Checklist reflect the findings in today's observation. (1/8 = 13%)
  7. A review of the most recent Onsite Content Area Monitoring Tool reflect the findings in today's observation. (1/8 = 13%)

*Building Brighter Futures Together*

# Reportable Incidents & Citations



**Reportable incidents as defined by the Office of Head Start (OHS)**  
 OHS considers a “significant incident” to be any incident that results in serious injury or harm to a child, violates Head Start standards of conduct at [45 CFR §1302.90\(c\)](#), or results in a child being left alone, unsupervised, or released to an unauthorized adult. A program must report all significant incidents affecting the health and safety of children with 7 days.

**California Department of Social Services Community Care Licensing Citations**  
Type A: An immediate risk to the health, safety or personal rights of children in care.  
Type B: If not corrected right away, may be a risk to the health, safety, and personal rights of the children in care.

*Building Brighter Futures Together*

# FY25-26 Head Start Self-Assessment

## Federal Requirement

- Head Start Act (HSA) 642(d)(2); Head Start Program Performance Standards (HSPPS) 1302.102(b)(2)

## Process

- Timing: November 18-26, 2025
- Focus: 4 areas included in Focus Area 1 Federal Review
  1. Supporting Safe and Healthy Learning Environments
  2. Program Design, Management, and Improvement
  3. Fiscal Infrastructure
  4. Eligibility, Recruitment, Selection, Enrollment, Attendance
- 67 classrooms representing all centers reviewed for Supporting Safe and Health Learning Environments
- 80 child eligibility files reviewed for Eligibility, Recruitment, Selection, Enrollment, Attendance
- 6 teachers interviewed for Program Design, Management, and Improvement
- 5 written narrative questionnaires completed across all 4 focus areas
- Board participation



1. FY25-26 Head Start Self-Assessment Report

*Building Brighter Futures Together*

# Self-Assessment Summary of Key Findings

Program Area Reviewed	Key Findings
1. Supporting Safe and Healthy Learning Environments	<p>70% of 67 classrooms reviewed scored 90% or higher on monitoring tool. The remaining 30% scored 80% or higher. All issues identified were addressed promptly and effectively.</p> <p>We are able to ensure hygienic practices and allergy information are being consistently communicated, posted, and updated across all sites and classrooms.</p>
2. Program Design, Management, and Improvement	<p>The ongoing monitoring system is multi-layered and implemented through daily, monthly, quarterly, semi-annual, and annual review cycles. Monitoring data is analyzed and shared with management, senior leadership, Policy Council, and Board of Supervisors (governing body).</p> <p>Organizational structure and management roles are clearly defined and effective. The Policy Council and Board of Supervisors are actively engaged in oversight and decision-making.</p>
3. Fiscal Infrastructure	<p>Workday is utilized to support accounting and financial management functions. County-approved systems including PeopleSoft, EcoTime, and Time Study Buddy are used to record and manage employee timekeeping.</p> <p>Fiscal monitoring is done through budget-to-actual analysis, monthly expenditure tracking, reconciliation, and separation of duties.</p>
4. Eligibility, Recruitment, Selection, Enrollment, Attendance	<p>99% of the 80 eligibility files reviewed were compliant. The Centralized Enrollment Unit implements a robust verification process to confirm income and/or categorical eligibility of families prior to enrollment.</p> <p>The data management system serves as a real time database providing current data on waitlist, accepted enrollments, and program vacancies.</p>

*Building Brighter Futures Together*

- Federal Environment Updates
- Child Care Center Services
- Policy Council Actions
- Budget
- Monitoring
- **Official Funder Communication**
- Recommendation
- Appendices

*Building Brighter Futures Together*



# CDSS Child Care Bulletin 26-04

**Child Care Bulletin 26-04 issued:** February 27, 2026

**Subject:** Program Self-Evaluation for Fiscal Year 2025-2026

**Information:** Describes the requirements for the Program Self-Evaluation (PSE) process for child care and development contractors due on June 1, 2026. This relates to our state-funded infant and toddler slots and our subsidized child care programs as an annual requirement to assess the areas in which we meet the standards of the contract requirements.

**Action:** Staff have begun collecting the required data and will submit ahead of the June 1, 2026 deadline.



# CDSS Child Care Bulletin 26-05

**Child Care Bulletin 26-05 issued:** March 4, 2026

**Subject:** Best Practices to Support Utilization of Child Care Services in the California Work Opportunity and Responsibility To Kids (CalWORKs) Stage One Child Care Program

**Information:** Provides best practices to support utilization of child care services in the CalWORKs Stage One child care program. It is a response to reports of scenarios involving underutilization of services since contractors are not permitted to end services for Abandonment of Care. Their goal is to encourage families to use Stage 1 child care, assess why child care is not being used, and assist the family with barriers and challenges.

**Action:** No action needed. The Workforce Services Bureau administers the CalWORKs Stage 1 child care program and they are already implementing these best practices.



# CDSS Child Care Bulletin 26-06

**Child Care Bulletin 26-06 issued:** March 11, 2026

**Subject:** Process for Contracting Agencies to Move From Provisional Contract to Clear Contract Status

**Information:** Provides child care and development contractors with the process of moving a contract from Provisional Contract Status to Clear Contract Status. This guidance applies to new agencies applying for contracts with CDSS or for existing agency contractors with a new type of contract.

**Action:** No action needed. Our contracts with CDSS are already in Clear Contract Status.



- Federal Environment Updates
- Child Care Center Services
- Policy Council Actions
- Budget
- Monitoring
- Official Funder Communication
- **Recommendation**
- Appendices

*Building Brighter Futures Together*



# Recommendation

**CONSIDER** accepting the monthly update on the activities and oversight of the County's Head Start Program and provide guidance, as recommended by the Employment and Human Services Director; and

**ACCEPT** the FY25-26 Self-Assessment Report.

- Federal Environment Updates
- Child Care Center Services
- Policy Council Actions
- Budget
- Monitoring
- Official Funder Communication
- Recommendation
- **Appendices**

*Building Brighter Futures Together*



# 2026 Head Start Governance Updates Calendar

	Federal Requirement*	1/20/26	2/10/26	3/17/26	4/14/26	5/19/26	6/23/26	7/14/26	8/25/26	9/15/26	10/20/26	11/17/26	12/15/26
<b>1. Monthly Program Updates</b>	HSA 642(d)(2) HSPPS 1301.2(b)(2)	Nov '25	Dec '25	Jan '26	Feb '26	Mar '26	Apr '26	May '26	Jun '26	Jul '26	Aug '26	Sep '26	Oct '26
<b>2. Monthly Financial Updates</b>	HSA 642(d)(2) HSPPS 1301.2(b)(2)	Nov '25	Dec '25	Jan '26	Feb '26	Mar '26	Apr '26	May '26	Jun '26	Jul '26	Aug '26	Sep '26	Oct '26
<b>3. Funder Communications</b>	HSA 642(d)(2) HSPPS 1301.2(b)(2)	Dec '25	Jan '26	Feb '26	Mar '26	Apr '26	May '26	Jun '26	Jul '26	Aug '26	Sep '26	Oct '26	Nov '26
<b>4. Annual HS Governance and Eligibility Training</b>	HSA 642(d)(3) HSPPS 1301.5, 1302.12(m)		Training										
<b>5. Annual Goals and Objectives (included in Grant application)</b>	HSPPS 1302.102(a)			Approval Item									
<b>6. Annual Non-Competitive Grant Renewal Application</b>	HSA 642(c)(1)(E) HSPSS 1301.2(b)(1)			Approval Item									
<b>7. Annual Community Needs Assessment</b>	HSA 640(g)(1)(C) HSPPS 1302.11(b), 1302.102(d)(2)				Share Results								
<b>8. Annual Self-Assessment</b>	HSA 642(d)(2) HSPPS 1302.102(b)(2)				Approval Item								
<b>9. Annual Selection Criteria and Recruitment Plan</b>	HSA 642(c)(1)(E) HSPPS 1302.13, 1302.14(a)						Approval Item						
<b>10. FY26-27 Planning Calendar</b>	HSA 640(g)(1)(D) HSPPS 1302.11(b), 1302.102(d)(2)						Approval Item						
<b>11. Annual County Single Financial Audit</b>	HSA 642(d)(2) HSPPS 1301.2(b)(2)						Approval Item*						
<b>12. Annual Program Information Report</b>	45 CFR Part 75											Share Results	

**As Needed**

CSB Agency Policies (HSA 642(c)(1)(E)). Results from Head Start Monitoring Activities (HSA 641(A)(c)).

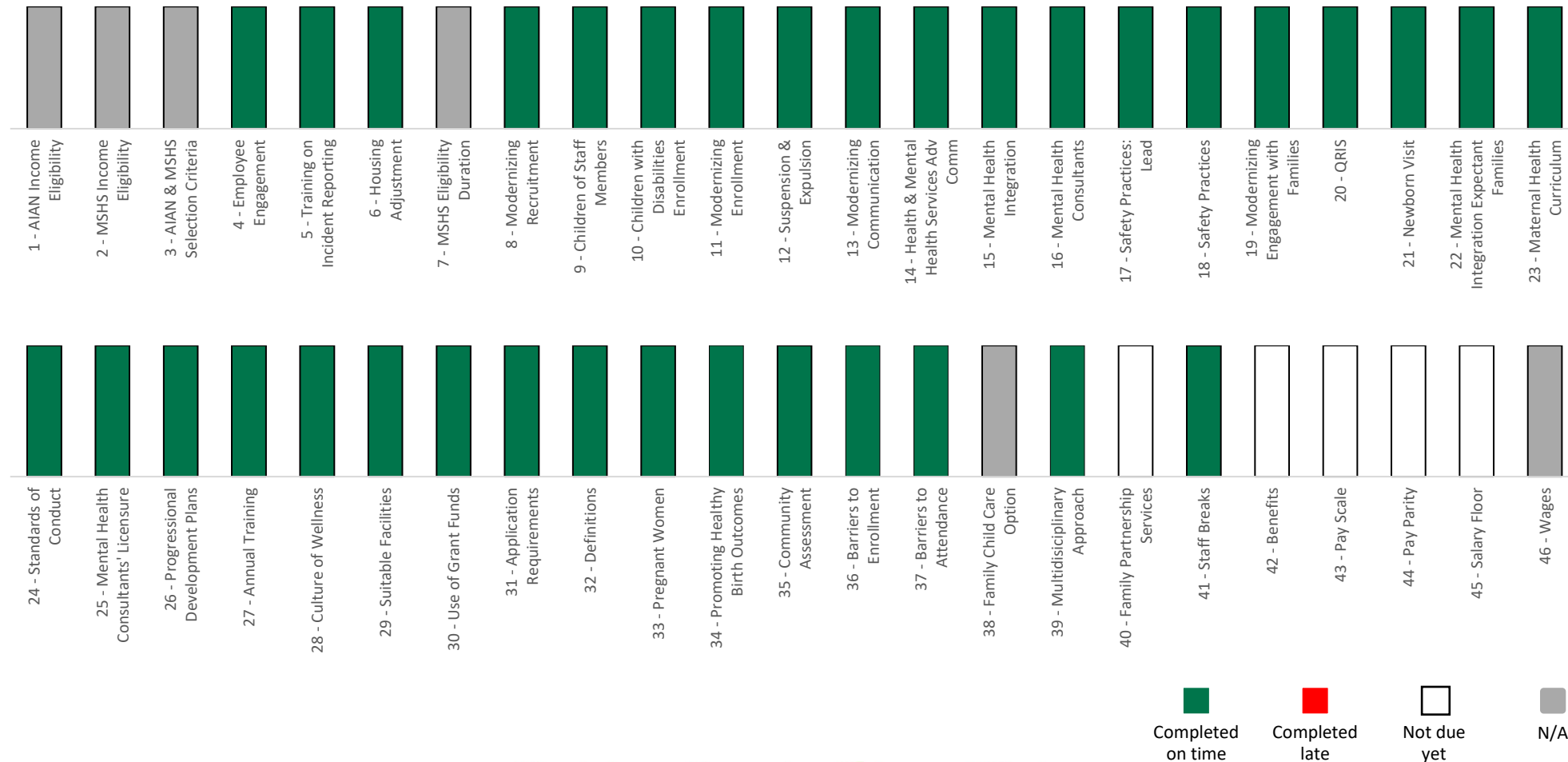
Contra Costa County Resolution 2023/274 includes all of these requirements.

\*Pending approval by Finance Committee of FY24-25 Single Audit.

\*#7 and #8 moved 1 month to align with Head Start Committee schedule.



# HSPPS Compliance Timeline Progress Chart



5. New HSPPS Compliance Timeline and Analysis

*Building Brighter Futures Together*

■ Completed on time  
■ Completed late  
 Not due yet  
 N/A