

Department of Conservation and
Development (DCD)

Status Updates on Measure X- Funded Programs (FY 22/23 and

October 2024
23/24)



1) Housing Fund
\$22,600,000



**2) Accessible
Transportation Strategic
Plan**
\$2,870,000



**3) Illegal Dumping
Initiative**
\$1,230,000



**4) Climate Equity and
Resilience**
\$1,025,000

Jointly Administered by DCD and
Contra Costa Health Services

Measure X Housing Fund

October 2024



Measure X

Measure X Housing Fund

Status

Year One Allocation:

\$10,000,000

Year Two Allocation:

\$12,600,000

Expenditures to Date:

\$3,325,078.19

Additional Amount

Committed: \$19,274,921.81

Remaining Balance

Available:

\$0

(Board of Supervisors approved awarding \$12.6M of Year Two funds to affordable housing developers (\$7.5M) and service providers (\$3.85M) on

June 25, 2024. DCD & H3 retain 10%

Funds Committed and Leveraged

- All the \$10M in Year One and the \$12.6M in Year Two funds have been committed
- Every dollar of Year One MX Housing Funds has leveraged \$27.50 from other sources.
- Every dollar of Year Two MX Housing Funds has leveraged \$9.43 from other sources.

Accomplishments

- The Year Two RFP processes for housing capital projects and for housing-related/homelessness response services were completed in June 2024.
- The Board approved \$7.5M in Year Two and \$4.19M in carry-over Year One MX funds to four affordable housing projects to construct 116 new rental units and rehabilitate 85 rental units affordable to extremely low, very low, and low-income households.
- The Board approved \$3.85M to 15 service providers to provide various homelessness crisis response and prevention services, including tenant legal services.

Next Steps

Measure X Housing Funds

Housing Capital Projects

Capital projects awarded Year One and Year Two MX Housing Funds are in the process of finalizing remaining financing. Staff will return to the Board to approve legal/loan documents for each respective capital project as they approach construction close.

RFP process for Year Three MX Housing Funds started on September 9, 2024 (NOFA announcement) and an RFP Technical Assistance Meeting was held on October 23, 2024

Housing Services Projects

Year One Contracts were executed, and service projects started implementation. Year Two projects were awarded (majority were renewal/continuing projects) and contracts are in process for execution.



Measure X Housing Fund: Awarded Housing Development Projects (Year Two)



Esperanza Place II

Location: Walnut Creek

Funds Awarded: **\$1,000,000**

Total Project Cost: \$24.5M

Total # of Affordable Units: **19**
(For 60% - 120% AMI HHs)

Funds Leveraged: \$23.45 per \$1



Riverhouse Hotel Apartments

Location: Martinez

Funds Awarded: **\$1,000,000**

Total Project Cost: \$23.1M

Total # of Affordable Units: **83**
(For 20%-60% AMI HHs)

Funds Leveraged: \$22.11 per \$1



Village of Hope

Location: Pittsburg

Funds Awarded: **\$1,770,958**

Total Project Cost: \$16.7M

Total # of Affordable Units: **15**
(For 20%-50% AMI HHs)

Funds Leveraged: \$8.43 per \$1



Choice In Aging Apartments

Location: Pleasant Hill

Funds Awarded: **\$7,931,542**
(Combined with Year One carry-over MX Housing funds)

Total Project Cost: \$71.4M

Total # of Affordable Units: **82**
(For 20%-60% AMI HHs)

Funds Leveraged: \$10.30 per \$1

Measure X Housing Fund

Funding for homelessness prevention & homeless crisis response solutions



Measure X Housing Fund

Funding for homelessness prevention & homeless crisis response solutions

- Distributed \$3.85 million for homelessness prevention, legal services, rental assistance & crisis response solutions
- Leveraged an additional \$4,391,700 from:
 - California Interagency Council on Homelessness (HHAP)
 - California Department of Social Services (HDAP)
 - Contra Costa County Probation

**15 grants awards
totaling \$3.85M**

Agency	Total project request	Application Category (Renewal, Capacity Building, or New Project)	Measure X ¹	HHAP ²	HDAP ³	Probation	Total
				Additional funding sources available through H3			
				Approval of these funds to be considered by the Board on a later date.			
A Place to Call Home	\$ 75,000.00	Capacity Building	\$ -	\$ -	\$ -	\$ -	\$ -
BACR	\$ 679,565.00	New Project	\$ 300,000.00	\$ -	\$ -	\$ -	\$ 300,000.00
BACS/Bay Area Legal Aid (collaborative)	\$ 4,835,241.00	Renewal	\$ 1,968,200.00	\$ 750,000.00	\$ -	\$ -	\$ 2,718,200.00
Collaborising	\$ 150,000.00	New Project	\$ -	\$ -	\$ -	\$ -	\$ -
Genesis Church	\$ 99,999.00	Capacity Building	\$ -	\$ -	\$ -	\$ -	\$ -
GRIP	\$ 580,550.00	Renewal	\$ 103,000.00	\$ -	\$ -	\$ -	\$ 103,000.00
Hope Solutions	\$ 3,294,000.00	Renewal	\$ 206,000.00	\$ -	\$ 1,949,700.00	\$ 1,692,000.00	\$ 3,847,700.00
Impact Justice	\$ 82,500.00	Capacity Building	\$ -	\$ -	\$ -	\$ -	\$ -
Lao Family Community Development	\$ 521,036.00	Renewal	\$ 412,000.00	\$ -	\$ -	\$ -	\$ 412,000.00
Loaves and Fishes	\$ 67,430.00	New Project	\$ -	\$ -	\$ -	\$ -	\$ -
Love Never Fails	\$ 60,237.00	Capacity Building	\$ -	\$ -	\$ -	\$ -	\$ -
Make It Home Bay Area	\$ 99,985.00	Capacity Building	\$ 50,000.00	\$ -	\$ -	\$ -	\$ 50,000.00
Monument Crisis Center	\$ 200,000.00	New Project	\$ -	\$ -	\$ -	\$ -	\$ -
Mount Diablo Unified School District	\$ 50,000.00	Capacity Building	\$ -	\$ -	\$ -	\$ -	\$ -
NAMI Contra Costa	\$ 99,999.00	Capacity Building	\$ -	\$ -	\$ -	\$ -	\$ -
Rainbow Community Center	\$ 99,999.00	Capacity Building	\$ 50,000.00	\$ -	\$ -	\$ -	\$ 50,000.00
Resources for Community Development	\$ 194,743.00	New Project	\$ 195,000.00	\$ -	\$ -	\$ -	\$ 195,000.00
Root and Rebound	\$ 60,441.00	Capacity Building	\$ -	\$ -	\$ -	\$ -	\$ -
SHARE Community	\$ 99,999.00	Capacity Building	\$ 50,000.00	\$ -	\$ -	\$ -	\$ 50,000.00
Shelter Inc.	\$ 2,000,000.00	New Project	\$ 55,300.00	\$ -	\$ -	\$ -	\$ 55,300.00
SoS	\$ 99,920.00	Capacity Building	\$ 50,000.00	\$ -	\$ -	\$ -	\$ 50,000.00
STAND!	\$ 150,000.00	Renewal	\$ 104,030.00	\$ -	\$ -	\$ -	\$ 104,030.00
SVDP	\$ 577,856.00	New Project	\$ -	\$ -	\$ -	\$ -	\$ -
The Bay Church	\$ 71,100.00	Capacity Building	\$ 50,000.00	\$ -	\$ -	\$ -	\$ 50,000.00
White Pony Express	\$ 150,000.00	Renewal	\$ 154,500.00	\$ -	\$ -	\$ -	\$ 154,500.00
Winter Nights	\$ 99,999.00	Renewal	\$ 101,970.00	\$ -	\$ -	\$ -	\$ 101,970.00
Total	\$ 14,499,599.00		\$ 3,850,000.00	\$ 750,000.00	\$ 1,949,700.00	\$ 1,692,000.00	\$ 8,241,700.00

Accessible Transportation Strategic Plan (ATSP)

Implementation Funded by Measure X

A Collaborative Project Led by the Contra Costa Transportation Authority & Contra Costa County



Accessible Transportation Strategic Plan (ATSP): Summary



Accessible Transportation Strategic Plan

- Finalized in 2021
- Addresses longstanding elder & disabled mobility – equity issues
- Developed with significant outreach and public/NGO collaboration
- Identified weakness: lack of funding
- Two broad improvements: new programs/services, and systemic fixes

Transportation Innovation

The National Aging & Disability Transportation Center selected the CCTA/CC County ATSP collaboration to be highlighted as a *Transportation Innovation* in a compilation of best practices.



ATSP Progress Summary

- **Low-Income Fare Equity (LIFE) Program:** Expansion to Central and West County
- **San Pablo Medical One Seat Ride Program:** Operational as of June 2024
- **Office of Accessibility and Equity:** Conducted significant coordination, research, and outreach.
- **Travel Training:** Funded Countywide Program

ATSP: Low-Income Fare Equity (LIFE) Program (Formally the Means Based Fare Program)



WESTCAT

Low Income Fare Equity Program (LIFE)

Eligible riders will receive **10 one-way trip tickets**, valued at **\$30.00**, per month to use for local or regional WestCAT Paratransit trips.

WESTCAT.ORG

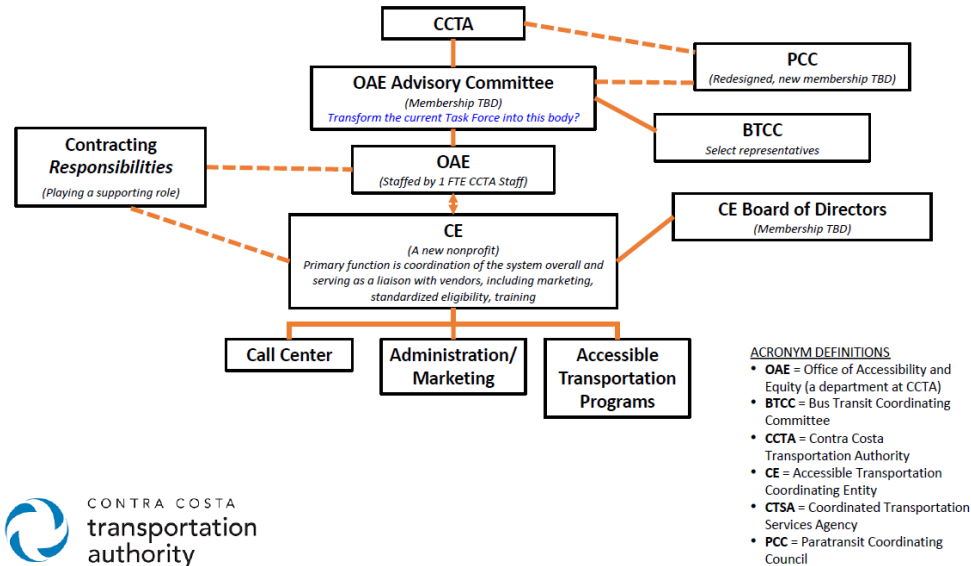
Program Details

- ◎ Collaboration: CCTA, CC County, CC Crisis Center, Tri Delta Transit, County Connection, and WestCAT
- ◎ Paratransit users who are low-income earners receive 10 one-way trip tickets per month to use for local or regional rides
- ◎ 254 Tri Delta participants, WestCAT and County Connection added 30 participants since joining program in February and July 2024

Next Steps

- ◎ Switch to ticketless program through Trapeze software to reduce administrative overhead & improve data collection
- ◎ WestCAT to hire temporary employee to run the program
- ◎ Increase participation In West and Central County
- ◎ Continue program past initial December 2024 completion date

ATSP: Office of Accessibility and Equity (OAE)/ Coordinating Entity (CE)



Contra Costa County Accessible Transportation Strategic Plan

Guiding Principles

1. The Task Force (TF) and future Coordinated Entity (CE) plan to implement a person-centered, user-friendly, and seamless accessible transportation system including enhancing mobility management to provide equitable and effective access to transportation.
2. All stages of implementation of the Contra Costa Accessible Transportation Strategic Plan (ATSP) including planning, policy, engagement, design, operations, and evaluation will involve multiple stakeholders. Stakeholders will include relevant human service agencies, transit agencies, elected officials, disability and older adult advocates representing a range of segments of these communities, veterans, all County sub-regions, funding bodies, and other representatives.
3. Public outreach and planning activities will include countywide needs and characteristics, with the ultimate goal of providing equitable, consistent, and scalable service across the County.
4. In order to facilitate accessible transportation to and from destinations outside of the County, and to advocate for increased resources for these and other trips, the TF and CE will engage with outside agencies and in state and regional planning processes.
5. The TF and CE will prioritize strategies that were identified through the extensive public engagement during development of the ATSP and will conduct future public engagement through ATSP updates at regular intervals.
6. New strategies, approaches, and programs being considered by the CE will be subject to review and consultation with all stakeholders, existing and/or new, in a consensus-based process.
7. The TF and CE will not recommend adding responsibilities to a transportation or human service provider without identifying new revenue sources. The TF and CE will not recommend redistributing revenues without providing recommendations for achieving a corresponding decrease in obligations funded by those revenues.

Guiding Principles approved by the Accessible Transportation Strategic Plan Task Force on Feb 17, 2022

CE: Background

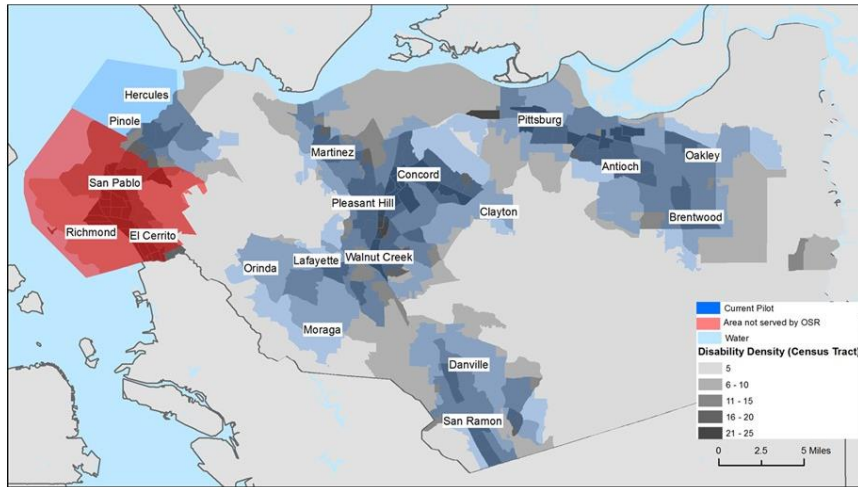
- ATSP identified a need for a **permanent** entity to oversee and advocate for accessible transportation.
- In 2022 CCTA & BOS approved a non-profit or public agency based Coordinating Entity
- In 2023 CCTA was chosen as the CE to house the OAE

CE: Update

- Continuing consultation with public transit providers, non-profit agencies, dedicated non-profit consultant & attorney, and the ATSP Task Force and Working Group
- CCTA is establishing governing documents for the Office of Accessibility and Equity
- CCTA Board to formalize OAE in Late 2024/Early 2025 and launch a One Call/One Click system in 2025

ATSP: Other Initiatives

Update on One Seat Ride Pilot



CITY OF SAN PABLO
SENIOR AND DISABLED TRANSPORTATION

Do you live in the 94806 Zip Code?

One-Seat Ride Shuttle from San Pablo Senior Center to Martinez Medical Center

\$5 one-way
Attendants ride for free
Available three days a week

Reduced fares available.
Please call to see if you qualify.

Apply today!

Tuesday-Wednesday-Thursday

Do you need a ride to the Martinez Medical Center?
If so, register today!

For more information:
Call 510-215-3095
Or email: paratransit@sanpabloca.gov

CONTRA COSTA transportation authority

San Pablo One Seat Ride 18-month pilot

- ◎ 3 days a week, 3 round trips a day
- ◎ \$5 one way, \$1 means based, and free for attendant.
- ◎ Age 50 and up and disabled adults in 94806 zip code.

Other ATSP Projects

- ◎ ATSP Included 22 Strategies to be implemented:
 - ◎ One Call/One Click System
 - ◎ Hospital Discharge Service
 - ◎ Same Day Trip Programs
 - ◎ Expand Volunteer Driver Programs
 - ◎ Beyond ADA service
 - ◎ Expand Travel Training

ATSP: Future

- ◎ New staff at CCTA (1.5 FTE: Program Manager, Contracts Manager) and through on-call consultant support **dedicated** to ATSP implementation is expected to speed deployment of strategies and corresponding expenditure of Measure X Funds
- ◎ Lessons learned and increasing comfort with ATSP rollout is also expected to speed deployment/expenditures.

ATSP: Measure X Expenditures

Funding Disbursement/Oversight

- ◎ ATSP Measure X funding expenditures are overseen by:
 - ◎ CCTA ATSP Task Force (2 BOS Members)
 - ◎ CCTA ATSP Working Group (1 County staff)
 - ◎ CCTA Board of Directors (2 BOS Members)
- ◎ Funding Requirements Defined in Three Memoranda of Understanding (MOU) with CCTA:
 - ◎ October 2022: Initial MOU for Year 1 MX Funding
 - ◎ September 2023: Revised MOU for Year 1 MX Funding
 - ◎ *November 2023*: MOU for Year 2 MX Funding

Funding Activity

Allocation

- ◎ \$1.40M – FY 22/23
- ◎ \$1.47M – FY 23/24

Expenditures

- ◎ \$840K – Total expenditures as of June 2024
- ◎ \$1.4M – Total expenditures as of August 2024

Additional Amount Committed (Contract)


- ◎ \$1.47M

Forecast for Accelerated Spending

CCTA has been building institutional capacity necessary for full ATSP implementation through additional staff and consultant support. This new capacity enables the acceleration of Measure X funded program implementation. This includes expansion of ADA service time/areas, One Call/One Click implementation, joint countywide transit software procurement/integration, uniform ADA eligibility, etc.

A partnership of Contra Costa Health Services, the District Attorney's Office, Office of the Sheriff, Public Works Department and DCD

Contra Costa County Illegal Dumping Initiative



Illegal Dumping Initiative

Status as of June 30, 2024

Allocation: \$1,230,000

\$600,000 – FY 22/23

\$630,000 – FY 23/24

Expenditures to Date:

\$607,110.67

Expenditures

Pending Reimbursement:

\$42,516.88

Additional Amount Committed

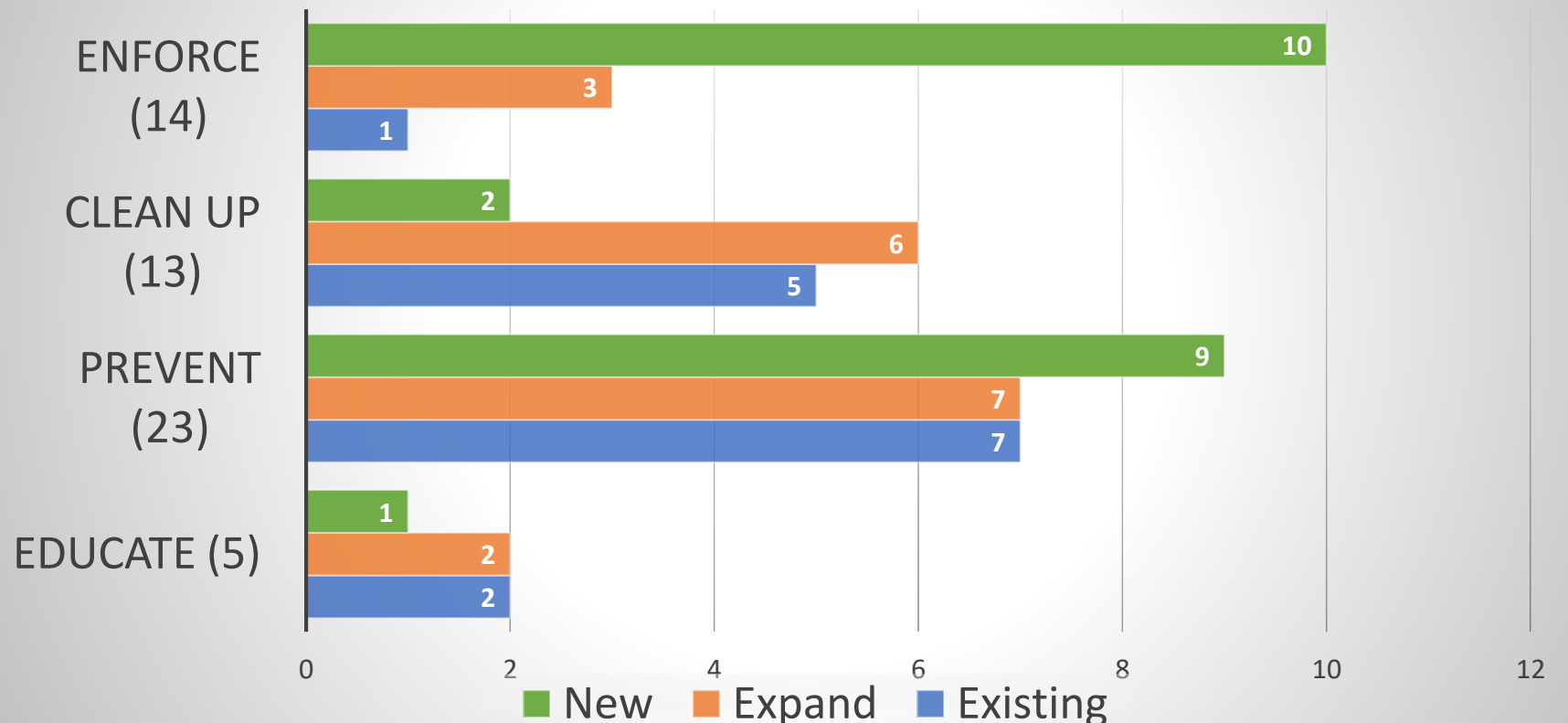
(Contract): \$580,372.45

Remaining Balance Available:

\$0

Status: Implementation Ongoing

55 Approved Strategies by Category



Spending Updates

Expenditures Pending Reimbursement	
Production of 100 illegal dumping signs and installation of 50 signs (completed)	\$42,516.88
Additional Expenditures:	\$42,516.88
Additional Amount Committed	
Mobile Surveillance Cameras - Year 1 (in contract & ongoing)*	\$299,142.45
Fencing Project - Franklin Canyon Rd, Crockett Blvd (in contract)	\$281,230
Contracted Amount:	\$580,372.45
Remaining Balance Available	\$0

* Partial year cost, remainder to be funded with FY 24/25 allocation

Illegal Dumping Initiative

Accomplishments



- **64 Derelict RVs and boats** removed from around the County (FY 23/24)
- **Number of capital improvements:** 1,310 linear feet of fencing along San Pablo Dam Road, 50 additional illegal dumping deterrent signs ordered and ready to be installed
- **Enforcement Highlights:** 2,515 citizen clean-up reports, 148 deputy clean-up reports, 148 investigations, 36 cases forwarded to DA, and 23 citations issued (8/2023– 8/2024)
- Approximately 3,465 illegally dumped **waste tires** cleaned up (8/2023 – 8/2024)

Capital Improvements - Fencing

Fencing along San Pablo Dam Road



Mobile Surveillance Units



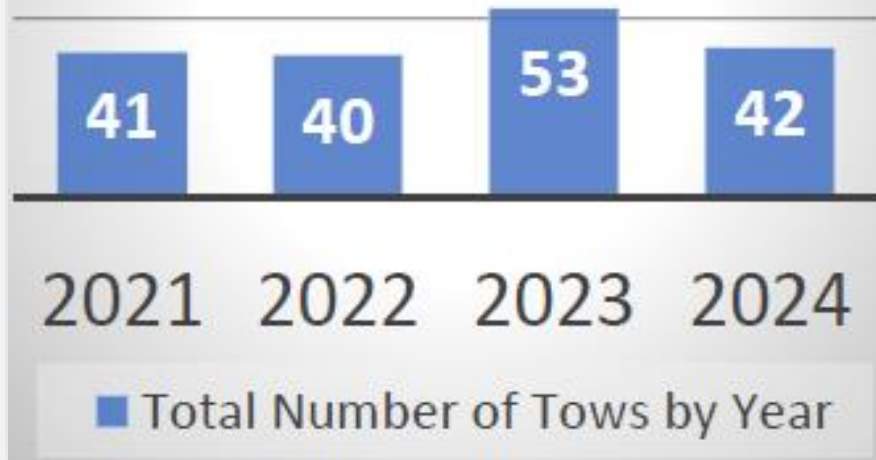
As of September 25, 2024, Public Works has installed 10 Mobile Surveillance Units from Deploy Surveillance throughout the unincorporated County.

Mobile Surveillance Unit features:

- Can tilt, pan, zoom to get better footage of dumpers
- Monitored by staff 24/7
- Strobe lights feature
- Speaker function allows staff to speak directly to potential dumpers

RV/Boat/Trailer Abatements

Strategy #40: Derelict RV/Boat Abatement (through 7/31/24)


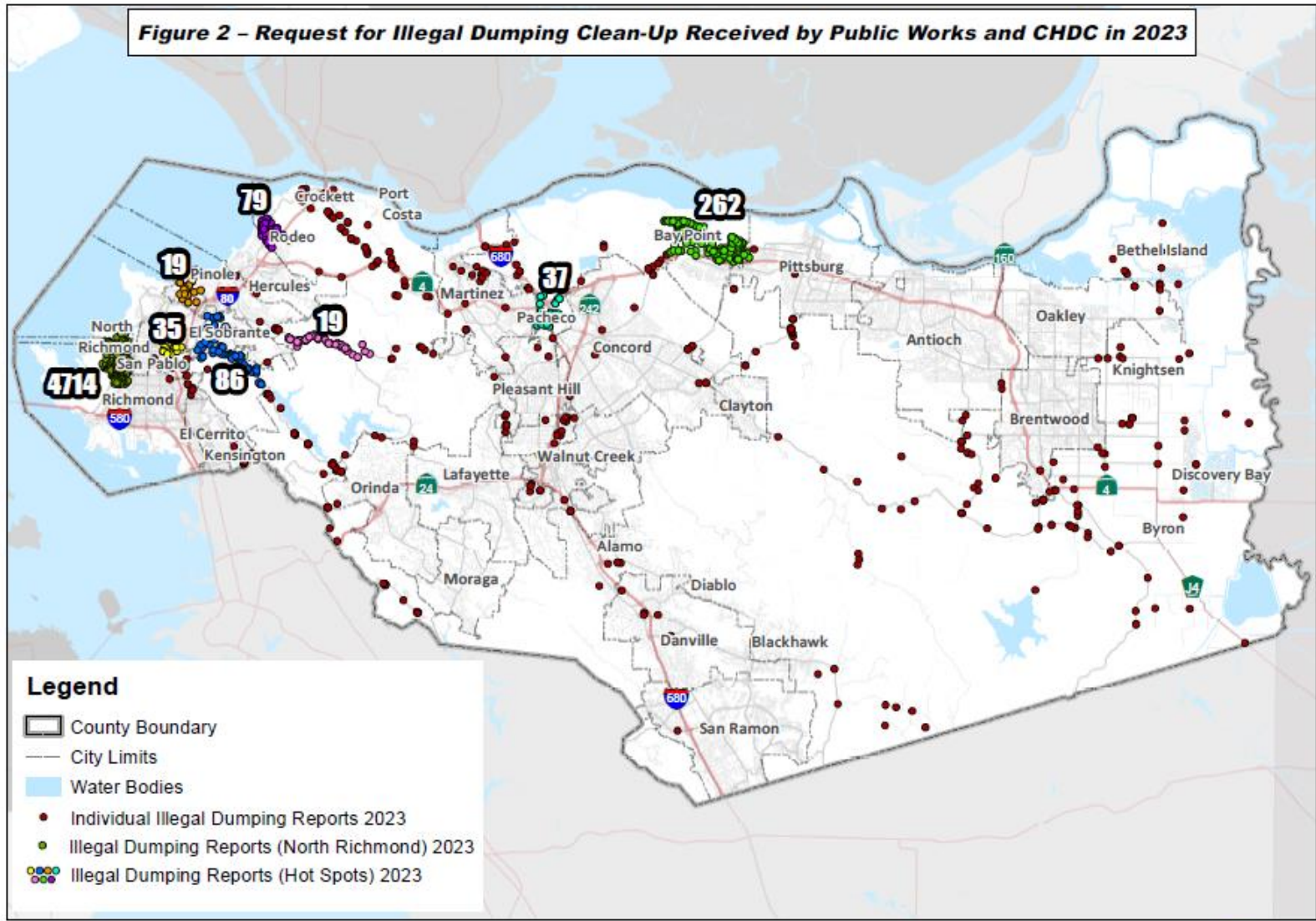


Clean-Up Requests & Pick-ups

Year	# of Requests (Countywide including North Richmond)	# of Pick-Ups (Countywide including North Richmond)	# of Requests (Countywide not including North Richmond)	# of Pick-Ups (Countywide not including North Richmond)
2022	5269	4812	1840	1383
2023	6665	5827	1951	1113
2024 (Through March)	2496	2225	573	302

Year	# of Requests & Pick-Ups (North Richmond Only)	% of total County Requests in North Richmond	% of total County Pick-Ups in North Richmond
2022	3429	65.08%	71.26%
2023	4714	70.73%	80.90%
2024 (Through March)	1923	77.04%	86.43%

Requests for Illegal Dumping Clean Up Received by Public Works and North Richmond Hot Spot Crew in 2023



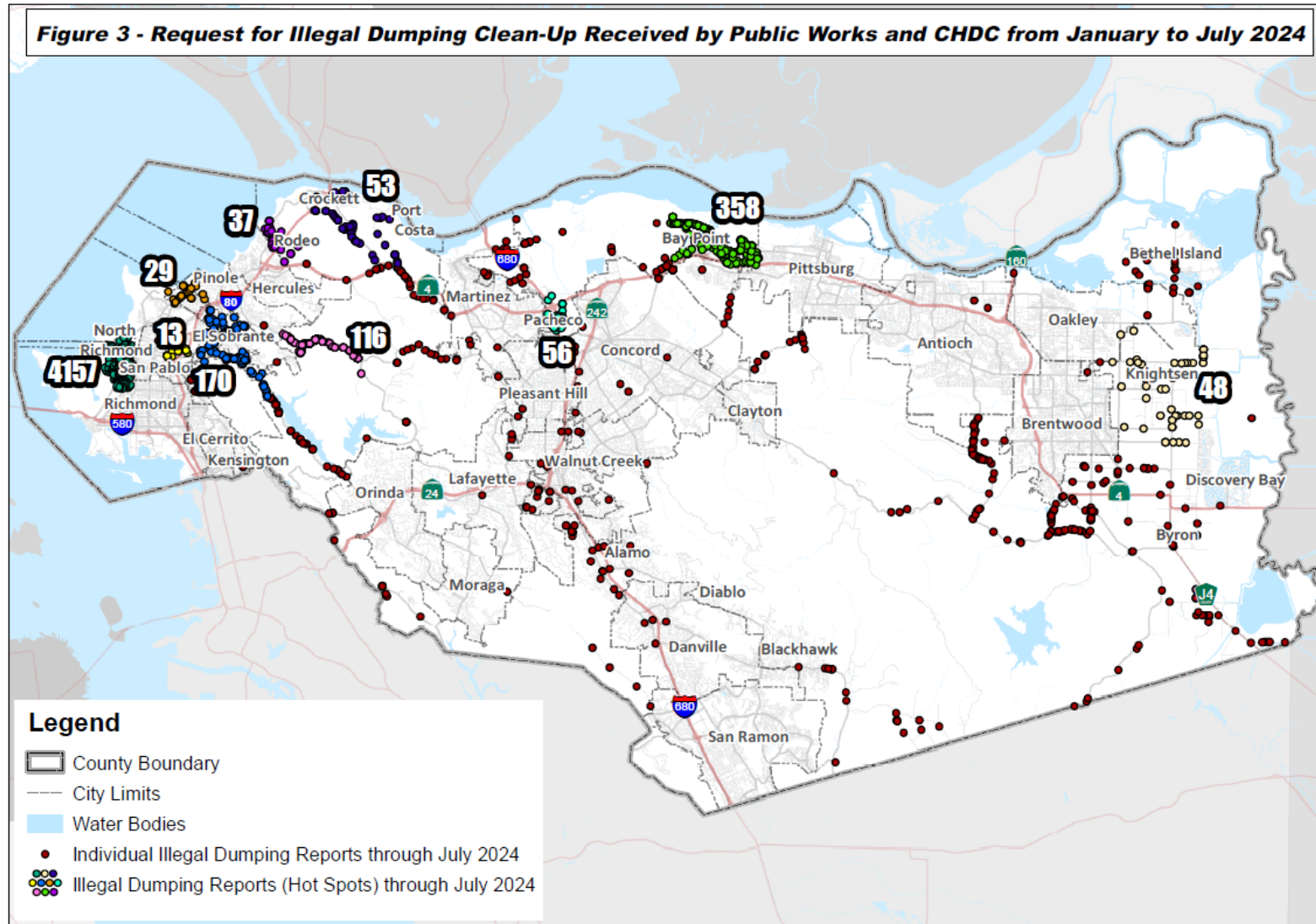
Map Created 9/5/2024
 by Contra Costa County Department of
 Conservation and Development, GIS Group
 30 Muir Road, Martinez, CA 94553
 37.59-41.791N 122.07-03.756W

This map was created by the Contra Costa County Department of Conservation and Development with data from the Contra Costa County GIS Program. Some base data, primarily City Limits, is derived from the CA State Board of Equalization's tax rate areas. While obligated to use this data the County assumes no responsibility for its accuracy. This map contains copyrighted information and may not be altered. It may be reproduced in its current state if the source is cited. Users of this map agree to read and accept the County of Contra Costa disclaimer of liability for geographic information.



Requests for Illegal Dumping Clean Up Received by Public Works and North Richmond Hot Spot Crew from January to July 2024

Figure 3 - Request for Illegal Dumping Clean-Up Received by Public Works and CHDC from January to July 2024



0 2 4 8 Miles

Map Created 9/5/2024
 by Contra Costa County Department of
 Conservation and Development, GIS Group
 30 Muir Road, Martinez, CA 94553
 37.5541.751N 122.0733.756W

This map was created by the Contra Costa County Department of Conservation and Development with data from the Contra Costa County GIS Program. Some base data, primarily City Limits, is derived from the CA State Board of Equalizer's tax rate areas. While obligated to use this data the County assumes no responsibility for its accuracy. This map contains copyrighted information and may not be altered. It may be reproduced in its current state if the source is cited. Users of this map agree to read and accept the County of Contra Costa disclaimer of liability for geographic information.



Community Clean Up Events (February – September 2024)

Clean-Up Locations:

NR Shields Reid/Wildcat Creek Earth Day Clean-up
Montalvin Elementary Dumpster Day
Crockett Community Clean-up
Bay Point Community Clean-Up
Knightsen Community Clean-up

Used 27 debris boxes
to collect
40.81 tons
for disposal



MEASURE X CLIMATE EQUITY AND RESILIENCE: PROGRESS TO DATE

October 2024

- **Sea Level Rise** – Develop collaboratives and leverage the County’s existing studies on sea level rise to prepare an adaption and resilience plan that complies with new state requirements, per Senate Bill 272.
- **Climate Resilience** – Identify challenges presented by extreme heat, wildfires, drought, and related climate impacts, and begin developing plans to help the County be more climate resilient.
- **Community-facing clean energy projects and programs** – Facilitate programs that allow low- and moderate-income property owners and renters to take advantage of solar energy, electric vehicles, and all-electric buildings.
- **Financing programs** – Facilitate opportunities for low- and moderate-income property owners and renters to finance clean energy projects and programs.
- **Economic Transition** – Support work by the Board of Supervisors on the climate-related aspects of planning for a transition away from an economy based on fossil fuels.
- **Strategies to sequester carbon** – Take action on the findings of an ongoing, grant-funded study of opportunities to sequester carbon in the many land uses in the County.

Climate Equity and Resilience Priorities

Sea Level Rise

- Developing a comprehensive sea level rise adaptation plan, called the **Contra Costa Resilient Shoreline Plan (Plan)** led by the Board of Supervisor's **Contra Costa Resilient Shoreline Committee**. The **Plan** will comply with new sea level rise requirements, Senate Bill 272, regulated by the SF Bay Conservation and Development Commission.
- Awarded nearly \$1.5 million in grant funding from the California Ocean Protection Council. This grant will fund robust community engagement and visioning activities to inform focused adaptation strategies and implementation actions for the communities along the County's shoreline over a 2-year period, the outcomes of which, will be incorporated into the **Plan**.
- Convening the **Contra Costa Resilient Shoreline Coalition**. The **Coalition** includes shoreline cities and several other organizations (*e.g.* special districts, CBOs, NGOs). We continue to seek additional **Coalition** partners and entities interested in helping prepare the **Plan**. For more info, email: Ryan.Hernandez@dcd.cccounty.us



Lower Walnut Creek Restoration Project in May 2022

Financing Programs

- We receive regular inquiries from community members based on the information on the web site.
 - Staff are maintaining web site with resources.
- Staff continue to explore financing options for low- and moderate-income residents who often cannot participate in rebate programs because they require upfront costs.
 - Reviewing program participation and cost data from local pilot energy efficiency rebate programs being offered through funding from the City of Pinole and Keller Canyon Mitigation Fund

The screenshot shows the Contra Costa County website's Sustainability Resources page. The header includes the county logo and navigation links for 'APPLICATIONS AND PERMITS', 'HOUSING AND COMMUNITY IMPROVEMENT', and 'POLICY PLANNING'. The main content area is titled 'Sustainability Resources' and provides information for residents and business owners. It features a 'Residential Incentives' section with a 'Did You Know?' sidebar. Below this is a navigation bar with four buttons: 'ENERGY EFFICIENCY AND ALL-ELECTRIC BUILDINGS', 'SOLAR PANELS AND BATTERY STORAGE', 'WATER EFFICIENCY', and 'TRANSPORTATION'. The 'ENERGY EFFICIENCY AND ALL-ELECTRIC BUILDINGS' button is selected. The page also includes a 'Local Programs' section with details about the BayREN Home+ Program and the Home Energy Savings Program.

CONTRA COSTA
CONSERVATION & DEVELOPMENT

APPLICATIONS AND PERMITS HOUSING AND COMMUNITY IMPROVEMENT POLICY PLANNING

County Home > Departments & Offices > Departments & Offices A-D > Conservation & Development > Policy Planning > Sustainability > Sustainability Resources

Sustainability Resources

Contra Costa County residents and business owners can take advantage of local, state, and federal incentive programs that make sustainable choices more affordable.

Residential Incentives

Local, state, and federal incentive programs can help you save money while making your home and transportation more sustainable.

Along with the residential incentives identified below, consider joining the [Cleaner Contra Costa Challenge](#). It's a free website (available in English and Spanish) where you can find actionable steps, rebates, and resources to save money, energy, and water and reduce waste.

Did You Know?
The County Sustainability Team publishes a quarterly newsletter highlighting sustainability initiatives led by County departments as well as information and updates on sustainability resources, incentives, and programs.

Visit the "Sustainability Newsletter" tab on the [County Sustainability webpage](#) to read previous editions and subscribe using the [Signup Form](#) to receive the next edition straight to your inbox.

↓ ENERGY EFFICIENCY AND ALL-ELECTRIC BUILDINGS → SOLAR PANELS AND BATTERY STORAGE → WATER EFFICIENCY → TRANSPORTATION

Improving the energy efficiency of your home and transitioning away from natural gas appliances can result in energy savings and improved indoor air quality. A number of these local, state, and federal programs can be layered to bring down the overall cost of home energy efficiency and all-electric upgrades.

The table below summarizes the available and anticipated incentives offered by specific programs for a given energy efficiency or all-electric home improvement project.

Local Programs

If you live in a single-family home:
The Bay Area Regional Energy Network (BayREN) Home+ Program offers rebates for energy efficiency and all-electric measures ranging from attic and wall insulation to heat pump water heaters and induction cooktops. To qualify for BayREN rebates, you must work with a BayREN Participating Contractor. Wondering how to take advantage of what BayREN offers? Start here.

MCE, the community choice aggregator for Contra Costa County, runs the Home Energy Savings Program which offers a free home energy assessment and free home energy upgrades to eligible households. Check to see if your home is in MCE's service territory and if you meet the household income requirements.

Climate Resilience

- Staff supported the Office of Emergency Services in updating the Local Hazard Mitigation Plan and in developing plans to address extreme heat, extreme cold, and poor air quality.
- Staff continue to research how to design and implement community resilience hubs and build partnerships to do so.



USDN Resilience Hub Model


Climate Equity

- Staff participate in meetings of the East Bay Clean Air Coalition, an emerging group focused on climate equity issues in east county.
- Sustainability staff are exploring options for building a community partner network to facilitate stronger working relationships between County staff and community-based organizations, particularly for identifying community priorities and applying for grant funding to implement them.



Just Transition

- Sustainability staff work closely with Economic Development staff to identify opportunities that support the County's goals for jobs, housing, and a clean environment.
- Staff are supporting the Green Empowerment Zone, which is funded by a \$5 million allocation from the State of California.



Kaiser Shipyards, WW II, Richmond, CA

Community-facing clean energy projects and programs

- Staff supported the Board in suspending the requirement for all-electric construction of new buildings and adoption of a new requirement for energy efficient buildings.
- Staff continues to work on the development of a Clean Energy Roadmap to convert new and existing buildings to use clean energy

City of Pinole Energy Enhancement Rebate Program (January 2024 to Present)

\$250K from City to distribute and administer energy efficiency rebate program in City of Pinole

Bay Point/Pittsburg Energy Enhancement Rebate Program (Launch Fall 2024)

\$150K awarded through Keller Canyon Mitigation Fund to implement energy efficiency rebate program



Strategies to Sequester Carbon

- Staff submitted two grants in May 2024 that would support development of an Urban Forest Management Plan for the county. The Plan would identify:
 - Best practices for designing, planting, and maintaining a vibrant urban forest, including planting lists
 - Financing strategies for designing and planting, and for ongoing maintenance
 - Green workforce development

Financials

Through Fiscal Year 23-2024

Amounts Allocated:

- FY 2022-2023: \$500,000
- FY 2023-2024: \$525,000

Expenditures: \$979,556

Remaining Balance: \$45,444*

* This amount has since been fully expended.

Grants That Support Measure X Priorities

Grant	Amount	Issue Area	Timing
Governor's Office of Planning and Research - Extreme Heat - PENDING	\$750,000	Strategies to Sequester Carbon	Application submitted on May 6, 2024; Received notification in August that our application is moving to next stage of review.
Energy Efficiency and Conservation Block Grant - PENDING	\$356,000	Community Facing Clean Energy Projects and Programs	Application submitted on May 5, 2024. Expect funding Fall 2024.
Sea Level Rise Adaptation Grant - AWARDED	\$1,499,285	Sea Level Rise	Application submitted March 22, 2024. Project approved for funding on June 4, 2024, and in the process of executing our agreement with the Ocean Protection Council.
City of Pinole - AWARDED	\$250,000	Community-facing clean energy projects and programs	Funding awarded to implement Energy Enhancement Rebate Program in the City from January 2024 to Present.
Keller Canyon Mitigation Fund - AWARDED	\$150,000	Community-facing clean energy projects and programs	Application submitted May 22, 2024, and funding awarded on August 13, 2024, to implement Bay Point/Pittsburg Energy Enhancement Rebate Program to be launched Fall 2024.