

Early Childhood Education Program Update



May 19, 2026

Marla Stuart, MSW, PhD, EHS Director and Head Start Executive Director

Sarah Reich, Community Services Bureau Director, Head Start Director

info@ehsd.cccounty.us | (925) 608-4800



Outline

Topic	Federal Head Start	State Child Care
Federal Environment Updates	To date	
Child Care Center Services	Mar 2026	Mar 2026
Policy Council Actions	Apr 2026	
Budget	Mar 2026	Mar 2026
Monitoring	Mar 2026	Mar 2026
Official Funder Communication	Apr 2026	Apr 2026
Recommendation	✓	
Appendices	For Information	

Building Brighter Futures Together

- Federal Environment Updates
- Child Care Center Services
- Policy Council Actions
- Budget
- Monitoring
- Official Funder Communication
- Recommendation
- Appendices

Building Brighter Futures Together



Federal Environment Updates

Sources of Information

1. Project 2025
2. Executive Orders
3. Federal Department Actions
4. Congressional Actions

Categories of Impact

1. Potential Funding Reduction
2. Potential Funding Increase
3. Changes to Program Regulations
4. Change that may Impact Customers
5. Change that may Impact Contracts with Partners

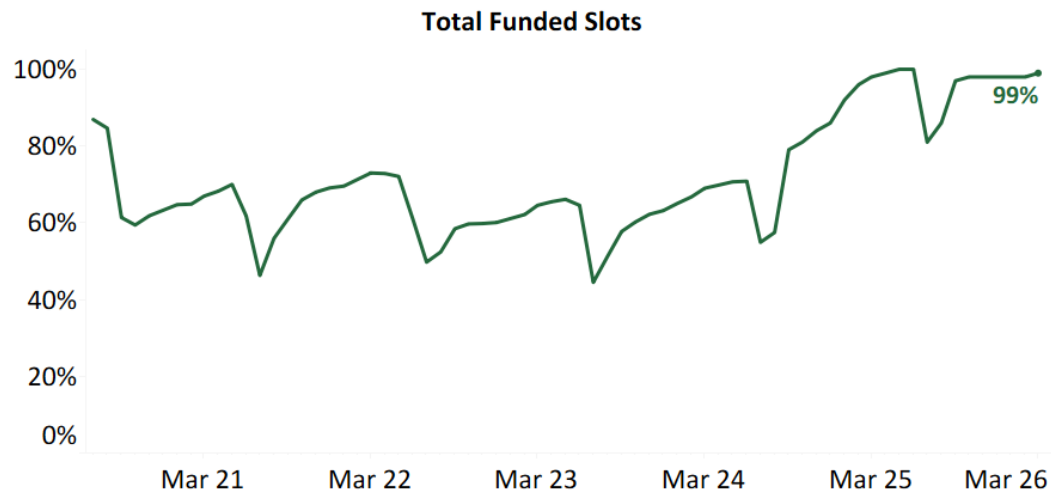
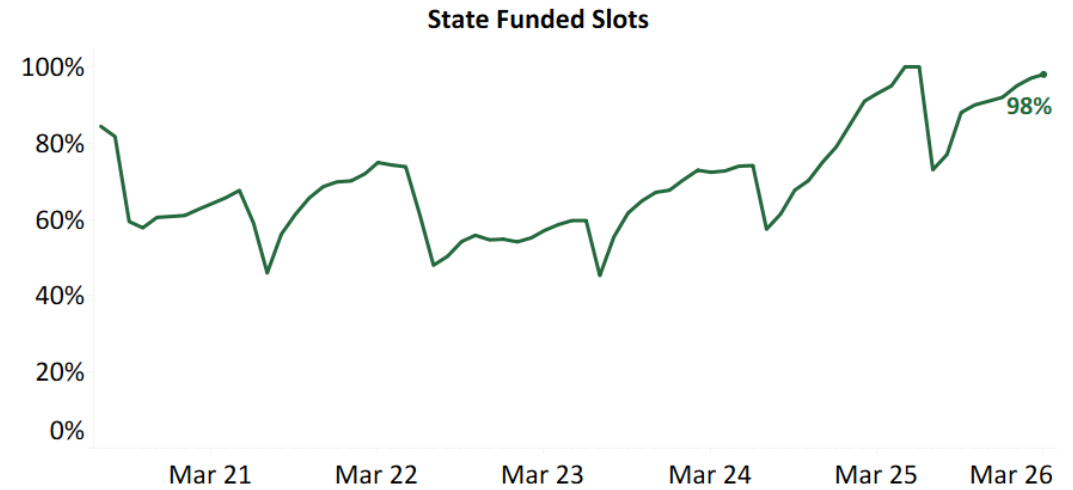
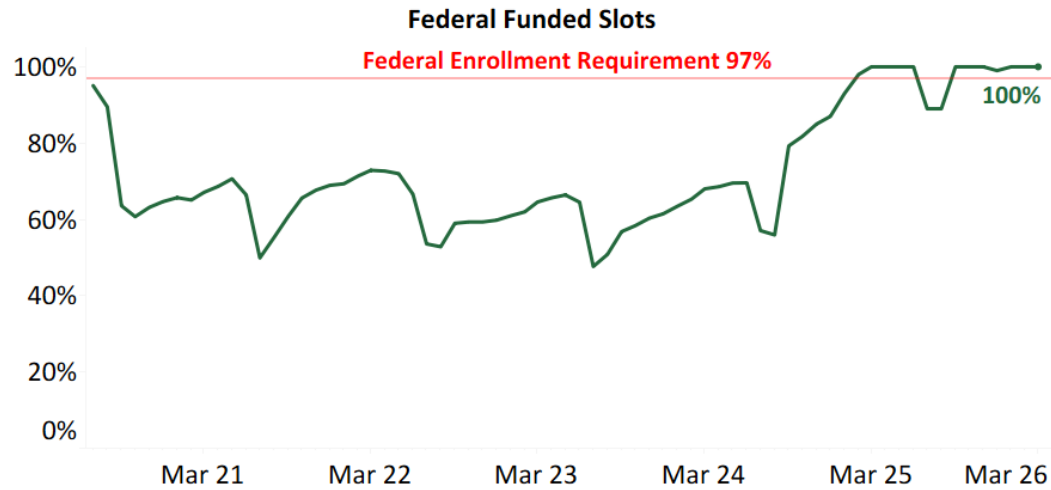
Building Brighter Futures Together

- Federal Environment Updates
- **Child Care Center Services**
- Policy Council Actions
- Budget
- Monitoring
- Official Funder Communication
- Recommendation
- Appendices

Building Brighter Futures Together



Center Enrollment Rates



Current Slot Allotments:

- Federal Slots (Head Start) = 1,201 (1,196 filled slots as of March 2026)
- State Slots (CDE and CDSS) = 764 (752 filled slots as of March 2026)
- Total Unique Slots = 1,345 (1,328 filled slots as of March 2026)

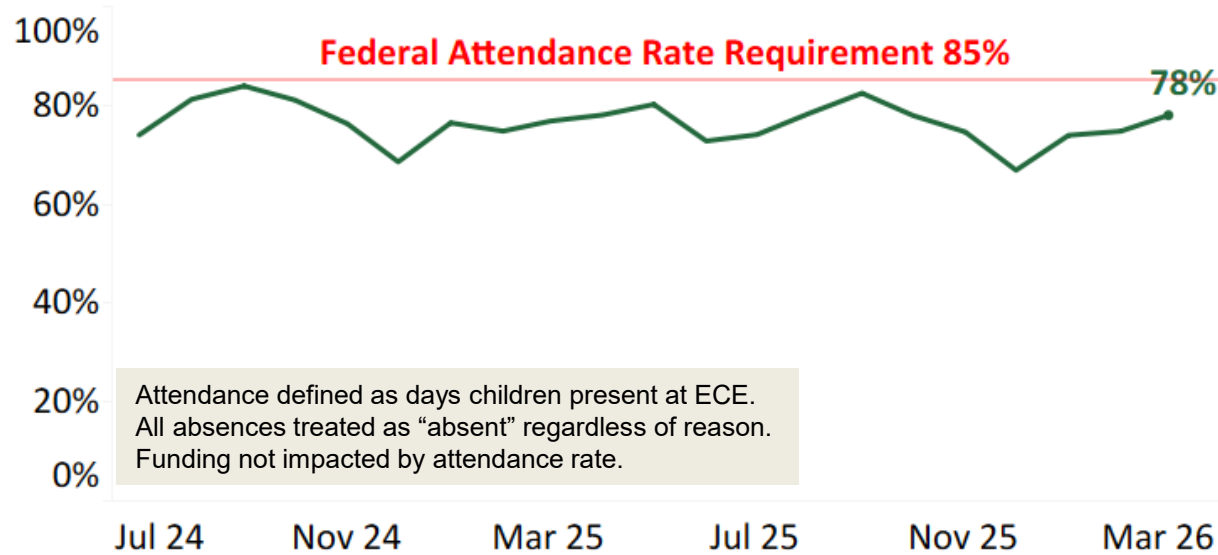
Current Enrollment Requirements:

- Federally Funded = 97% slots filled
- State Funded = Currently “hold harmless” meaning no penalties for not filling all slots. When “hold harmless” ends in June 2026, we will no longer be funded for unfilled slots.

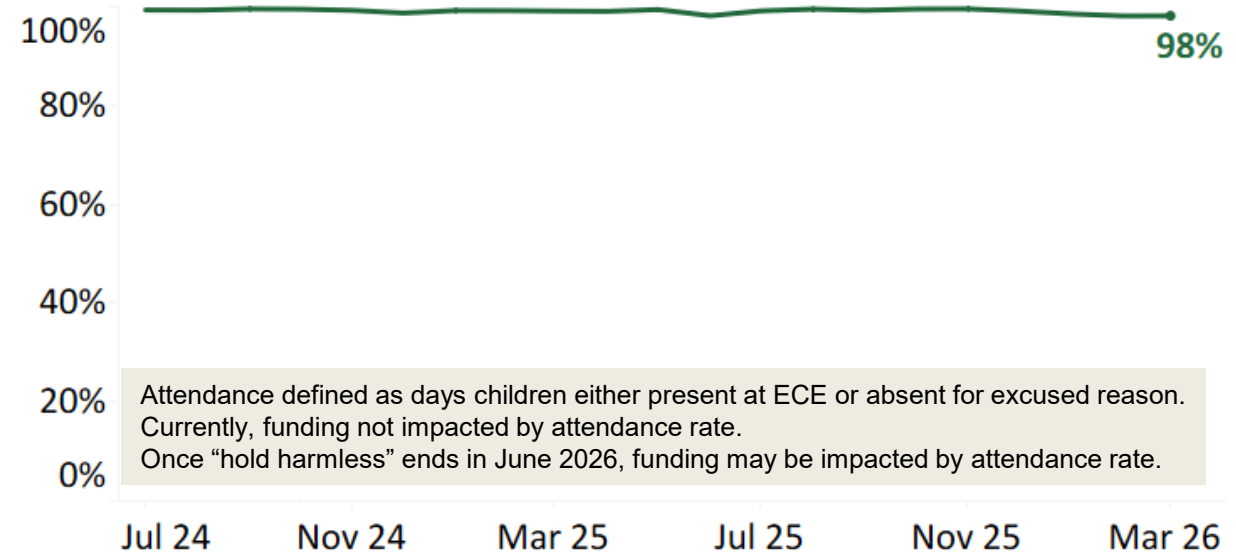
Building Brighter Futures Together

Center Attendance Rates

Federal Slots Attendance Rate



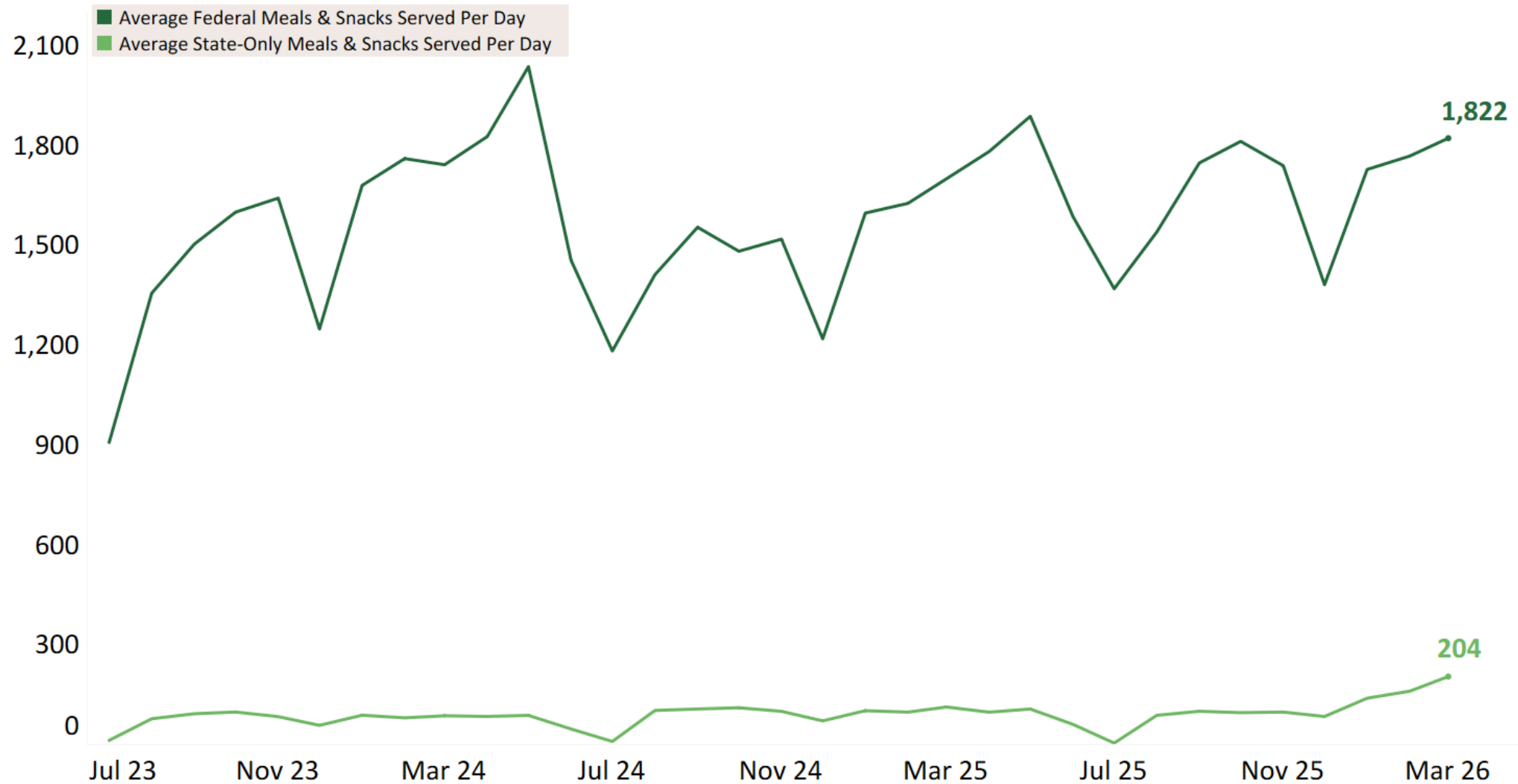
State Slots Attendance Rate



Absence Reasons for Federal Slots (% of Enrollment Days)	Dec 25	Jan 26	Feb 26	Mar 26
1. Sick (e.g., Hand Foot Mouth, Flu, COVID, cold, ear infection)	13%	13%	13%	11%
2. Family Emergency (e.g., parent/family member sick, no transportation)	6%	6%	6%	6%
3. Best Interest Day (e.g., home with family, vacation)	8%	3%	1%	1%
4. Appointment (e.g., doctor, dentist, social services)	2%	1%	2%	2%
5. Other (e.g., no details provided)	3%	2%	2%	2%

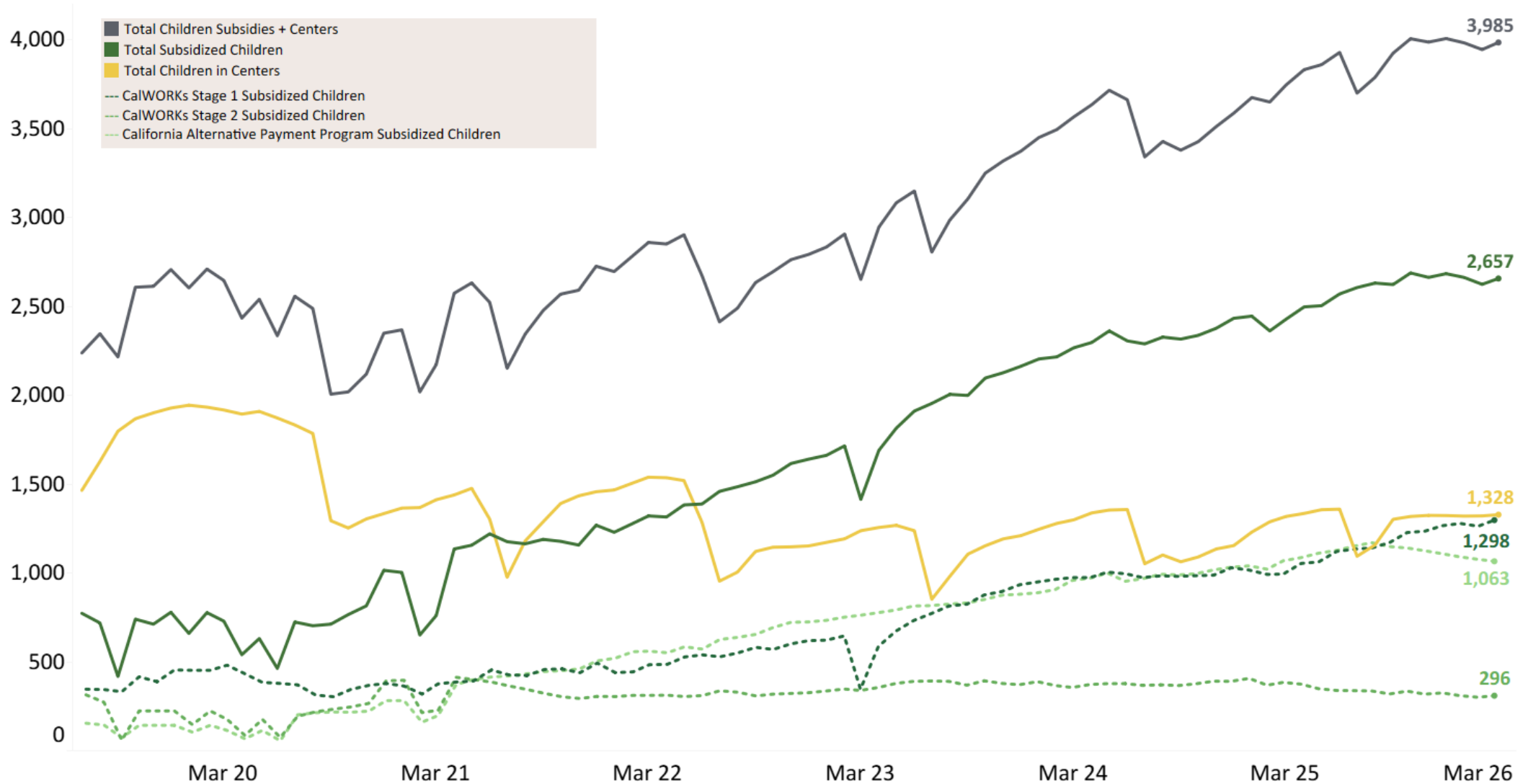
Building Brighter Futures Together

Average Center Meals & Snacks Per Day



Building Brighter Futures Together

Children Served in Child Care



“Total Children in Centers” includes children enrolled with federal (Head Start/Early Head Start) and state (CCTR, CSPP) funding sources.

Building Brighter Futures Together

- Federal Environment Updates
- Child Care Center Services
- **Policy Council Actions**
- Budget
- Monitoring
- Official Funder Communication
- Recommendation
- Appendices

Building Brighter Futures Together



April 2026 Policy Council Actions

The Head Start Policy Council convened on April 15, 2026. Key actions included:

- Received standard monthly administrative, fiscal, and child nutrition reports
- Approved FY26-27 Selection Criteria (coming to the Board of Supervisors June 23)
- Received presentations on FY25-26 Self-Assessment results, child abuse and neglect prevention, and healthy eating education

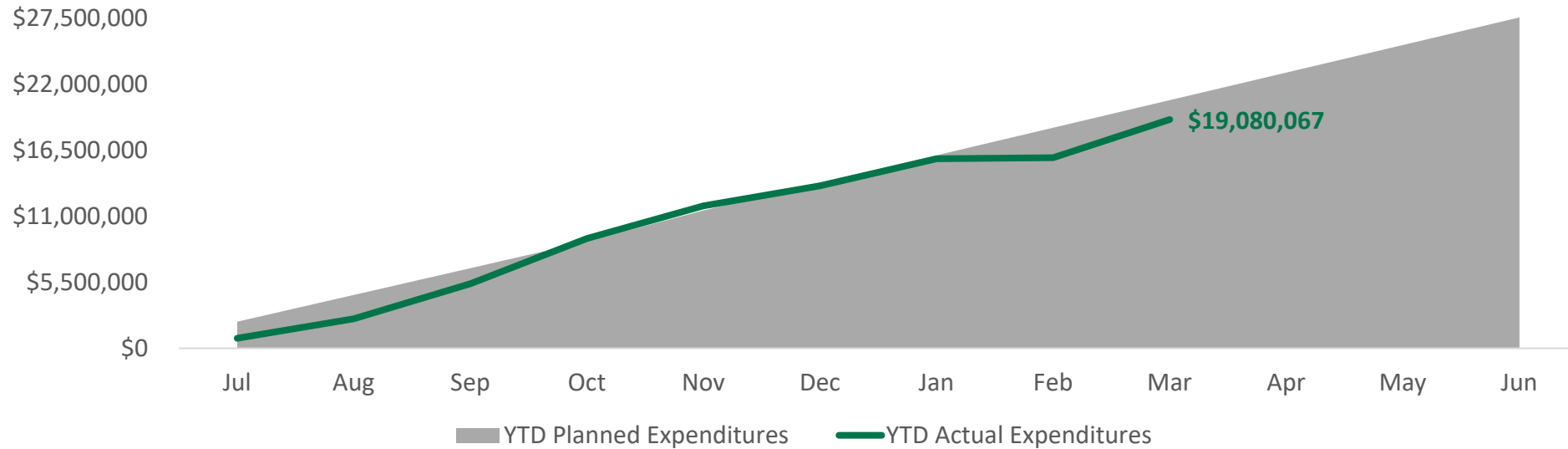
Building Brighter Futures Together

- Federal Environment Updates
- Child Care Center Services
- Policy Council Actions
- **Budget**
- Monitoring
- Official Funder Communication
- Recommendation
- Appendices

Building Brighter Futures Together



Head Start Budget Expenditures



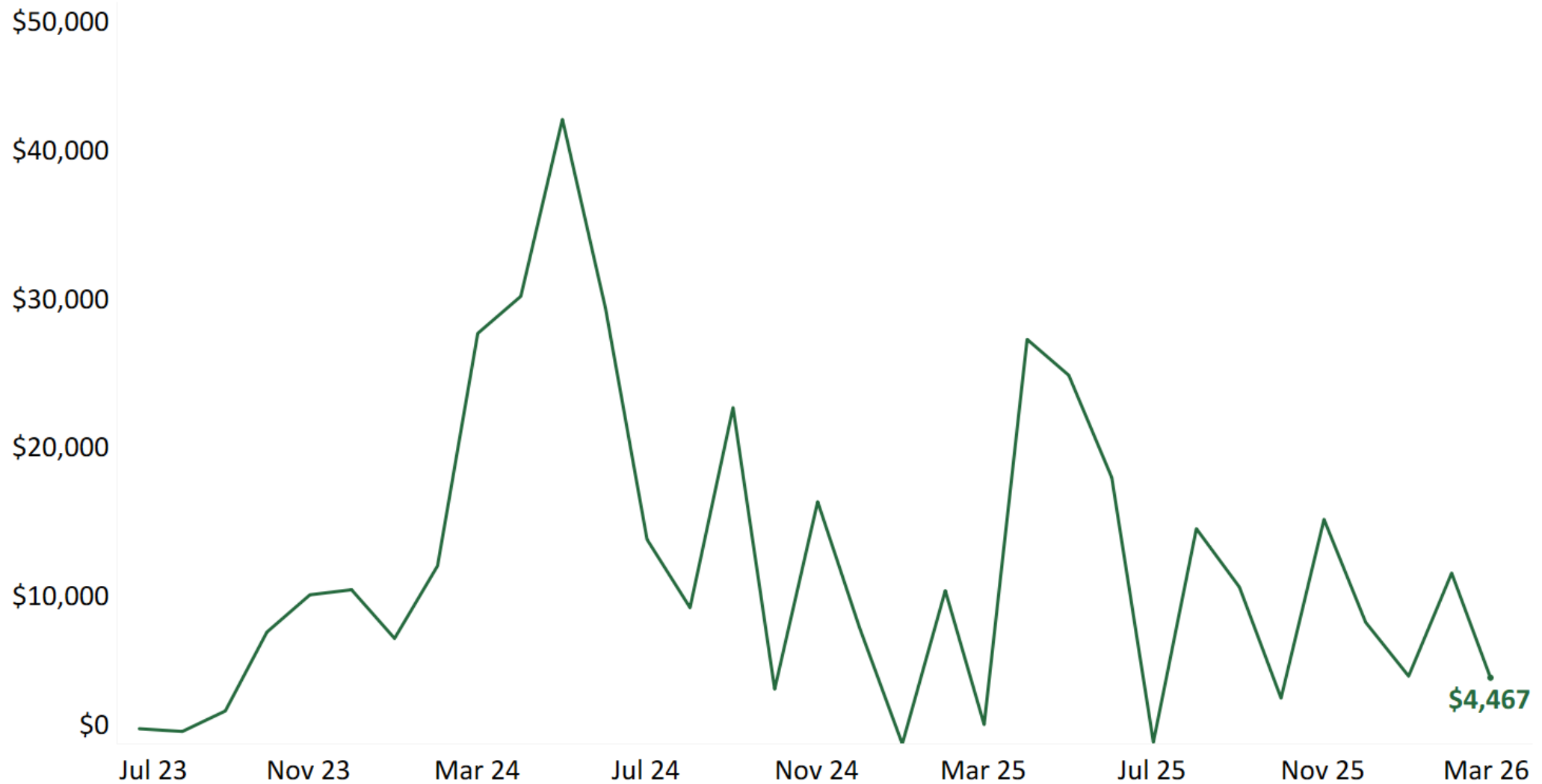
Category	FY25-26 Funding	Mar 2026 Expenditures	YTD Expenditures ²	Remaining Balance
Total Federal Funding	\$20,577,342	\$1,489,565	\$14,956,517	\$5,620,825
Required Non-Federal Share	\$5,144,336	\$372,391	\$3,739,129	\$1,405,207
Measure X Overmatch ¹	\$1,873,029	\$47,601	\$384,421	\$1,488,608
Total Federal and Non-Federal	\$27,594,707	\$1,909,557	\$19,080,067	\$8,514,640

1. Includes roll over funds as of 1/20/26; updated 4/14/26 to reflect BDA-25-00156.

2. Reflects payroll adjustments for July-December 2025.

Building Brighter Futures Together

Head Start Credit Card Expenditures



All credit card expenditures are made by authorized staff for budgeted purchases to support reasonable program expenditures.

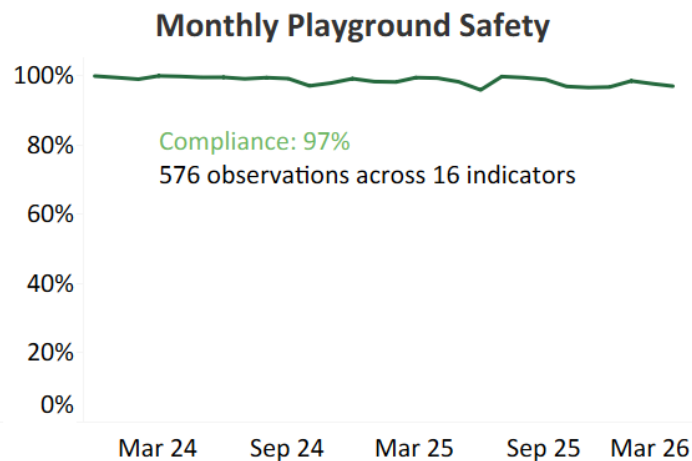
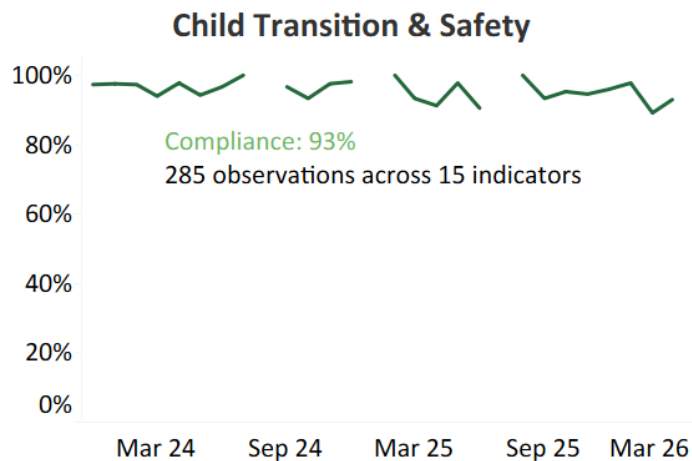
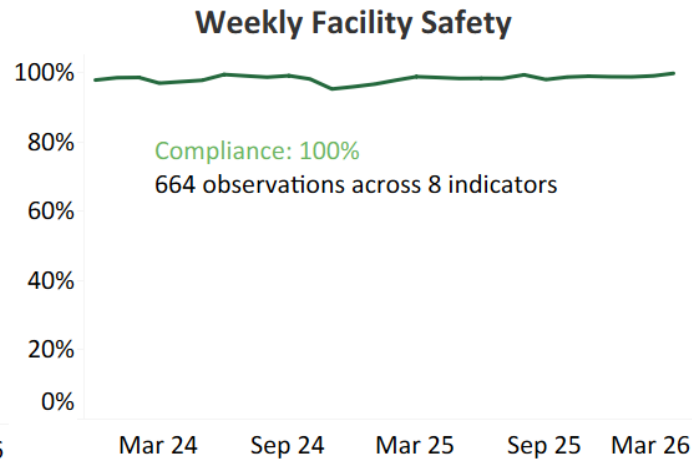
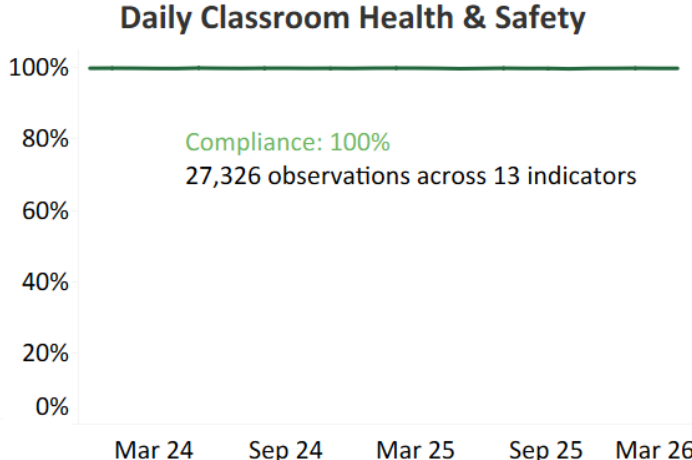
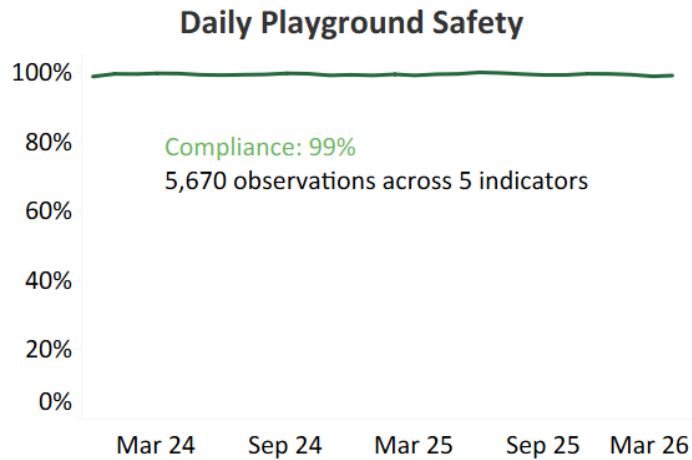
Building Brighter Futures Together

- Federal Environment Updates
- Child Care Center Services
- Policy Council Actions
- Budget
- **Monitoring**
- Official Funder Communication
- Recommendation
- Appendices

Building Brighter Futures Together



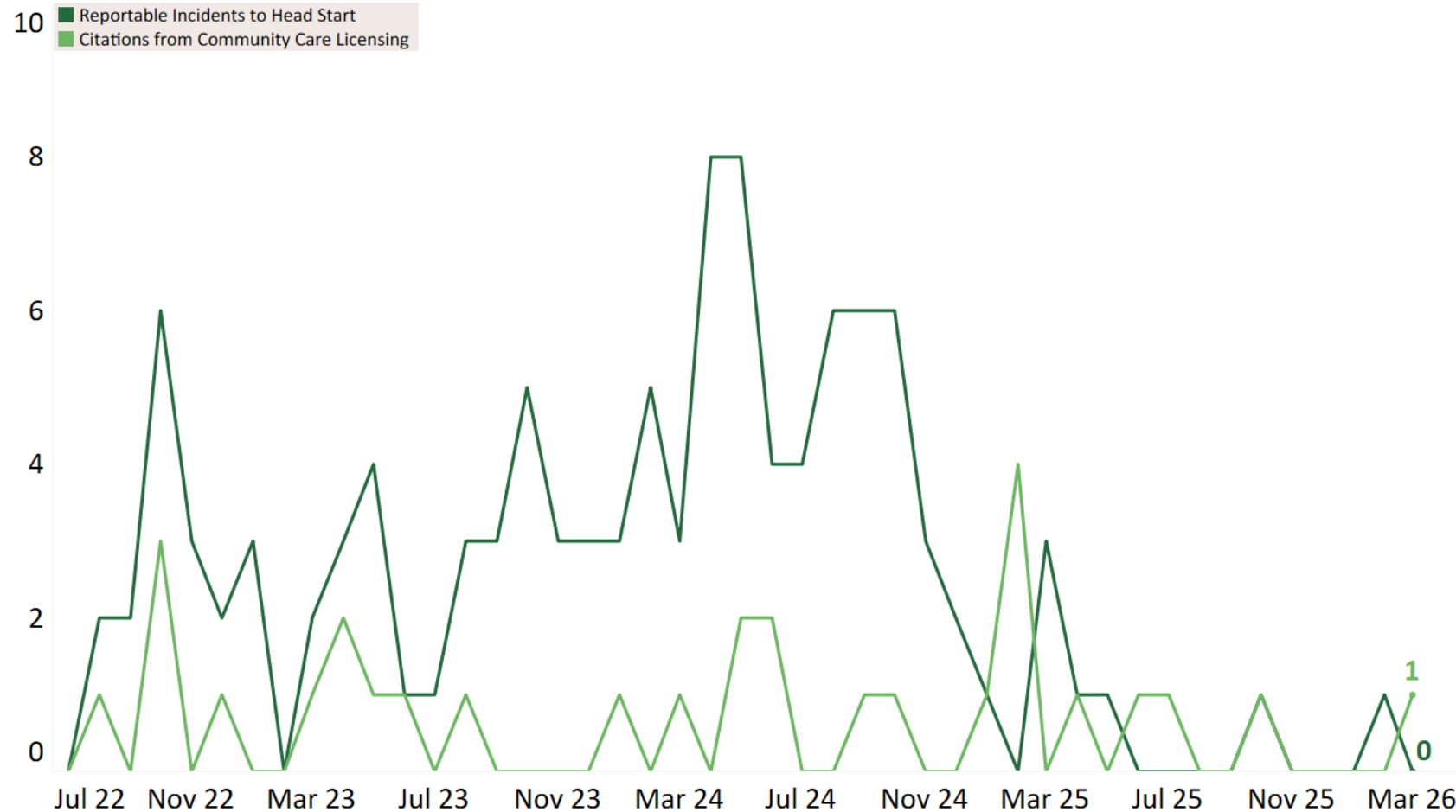
Health and Safety Compliance



- Indicators with non-compliance rates over 10% in Mar 2026:
1. The center parent communication board has current, relevant, and translated material posted. (6/19 = 36%)
 2. A review of the client concern log for the center indicates that any concerns listed have been addressed. (4/19 = 21%)
 3. Wall pad or tablet is in working order and correctly reflects current children and staff in the classroom and/or in transition. (2/19 = 11%)
 4. Safe environments are evident and promote active supervision of all children, including door alarms. (2/19 = 11%)
 5. Wood on Playground Equipment: There are no splinters, cracks, rotting, or sharp ends. (6/36 = 17%)

Building Brighter Futures Together

Reportable Incidents & Citations



Office of Head Start (OHS) Reportable Incidents

OHS considers a “significant incident” to be any incident that results in serious injury or harm to a child, violates Head Start standards of conduct at [45 CFR §1302.90\(c\)](#), or results in a child being left alone, unsupervised, or released to an unauthorized adult. A program must report all significant incidents affecting the health and safety of children with 7 days.

California Department of Social Services Community Care Licensing Citations

Type A: An immediate risk to the health, safety or personal rights of children in care.

Type B: If not corrected right away, may be a risk to the health, safety, and personal rights of the children in care.

Building Brighter Futures Together

- Federal Environment Updates
- Child Care Center Services
- Policy Council Actions
- Budget
- Monitoring
- **Official Funder Communication**
- Recommendation
- Appendices

Building Brighter Futures Together



Office of Head Start

Date issued: December 5, 2025 and May 1, 2026

Subject: Designation of Chronically Underenrolled Removal Letter

Information: The Office of Head Start lifted the designation of Chronically Underenrolled from the Head Start program in December 2025 and the Early Head Start program in May 2026 due to maintaining 6 consecutive months of at least 97% enrollment.

Action: No action needed.



1. HSES Enrollment – 09CH012839 – HS DCU Removal Letter
2. HSES Enrollment – 09CH012839 – EHS DCU Removal Letter

Building Brighter Futures Together

CDSS Child Care Bulletin 26-07

Child Care Bulletin 26-07 issued: April 13, 2026

Subject: Guidance for Reporting Dual Language Learner Data

Information: Effective July 1, 2026, center-based General Child Care and Development Programs (CCTR) shall begin reporting dual language learner data on a biannual basis (April and October) pursuant to AB 393. The first reporting period is October 2026.

Action: Staff began collecting data in July 2025 to prepare for this reporting. Staff attended webinar on reporting April 30, 2026. Staff confirming updated reporting fields operational in new KinderSystems data management system.



CDSS Child Care Bulletin 26-08

Child Care Bulletin 26-08 issued: April 15, 2026

Subject: Implementation of Assembly Bill (AB) 753

Information: Provides guidance to General Child Care and Development (CCTR) contractors regarding the implementation of AB 753. Effective immediately, CCTR contractors may employ individuals who have obtained a Child Development Assistant Teacher Permit with the Independent Care Emphasis to assist in the care, development, and instruction of children. These individuals must adhere to their current education plan and be properly supervised at all times by an employee who holds a valid permit at the teacher level or higher.

Action: Staff are reviewing the guidance and implementation requirements to assess implementation strategies.



CDE Management Bulletin 26-03

Management Bulletin 26-03 issued: April 7, 2026

Subject: Revised State Median Income (SMI) Ceilings and Income Ranking Table for Fiscal Year 2026-27

Information: Notifies California State Preschool Program (CSPP) contractors of the revised Schedule of Income Ceilings for determining families' income eligibility for FY26-27. Also notifies CSPP contractors of the updated Income Ranking Table for determining a family's income ranking for enrollment priorities for FY26-27.

Action: Staff updated income guidelines for FY26-27 (effective July 1, 2026) to align with new guidance.



CDE Management Bulletin 26-04

Management Bulletin 26-04 issued: April 7, 2026

Subject: Assessment and Reporting of Family Fees for Fiscal Year 2026-27

Information: Notifies California State Preschool Program (CSPP) contractors of the FY26-27 family fee schedule and provide guidance on calculating family fees.

Action: Staff updated family fee schedule for FY26-27 (effective July 1, 2026) to align with new guidance. Staff notified families who pay fees of the changes and their opportunity to re-submit documents for re-assessing their fees.



- Federal Environment Updates
- Child Care Center Services
- Policy Council Actions
- Budget
- Monitoring
- Official Funder Communication
- **Recommendation**
- Appendices

Building Brighter Futures Together



Recommendation

CONSIDER accepting the monthly update on the activities and oversight of the County's Head Start Program and provide guidance, as recommended by the Employment and Human Services Director.

- Federal Environment Updates
- Child Care Center Services
- Policy Council Actions
- Budget
- Monitoring
- Official Funder Communication
- Recommendation
- **Appendices**

Building Brighter Futures Together



2026 Head Start Governance Updates Calendar

	Federal Requirement*	1/20/26	2/10/26	3/17/26	4/14/26	5/19/26	6/23/26	7/14/26	8/25/26	9/15/26	10/20/26	11/17/26	12/15/26
1. Monthly Program Updates	HSA 642(d)(2) HSPPS 1301.2(b)(2)	Nov '25	Dec '25	Jan '26	Feb '26	Mar '26	Apr '26	May '26	Jun '26	Jul '26	Aug '26	Sep '26	Oct '26
2. Monthly Financial Updates	HSA 642(d)(2) HSPPS 1301.2(b)(2)	Nov '25	Dec '25	Jan '26	Feb '26	Mar '26	Apr '26	May '26	Jun '26	Jul '26	Aug '26	Sep '26	Oct '26
3. Funder Communications	HSA 642(d)(2) HSPPS 1301.2(b)(2)	Dec '25	Jan '26	Feb '26	Mar '26	Apr '26	May '26	Jun '26	Jul '26	Aug '26	Sep '26	Oct '26	Nov '26
4. Annual HS Governance and Eligibility Training	HSA 642(d)(3) HSPPS 1301.5, 1302.12(m)		Training										
5. Annual Goals and Objectives (included in Grant application)	HSPPS 1302.102(a)			Approval Item									
6. Annual Non-Competitive Grant Renewal Application	HSA 642(c)(1)(E) HSPSS 1301.2(b)(1)			Approval Item									
7. Annual Community Needs Assessment	HSA 640(g)(1)(C) HSPPS 1302.11(b), 1302.102(d)(2)				Share Results								
8. Annual Self-Assessment	HSA 642(d)(2) HSPPS 1302.102(b)(2)				Approval Item								
9. Annual Selection Criteria and Recruitment Plan	HSA 642(c)(1)(E) HSPPS 1302.13, 1302.14(a)						Approval Item						
10. FY26-27 Planning Calendar	HSA 640(g)(1)(D) HSPPS 1302.11(b), 1302.102(d)(2)						Approval Item						
11. Annual County Single Financial Audit	HSA 642(d)(2) HSPPS 1301.2(b)(2)						Approval Item*						
12. Annual Program Information Report	45 CFR Part 75											Share Results	

As Needed

CSB Agency Policies (HSA 642(c)(1)(E)). Results from Head Start Monitoring Activities (HSA 641(A)(c)).

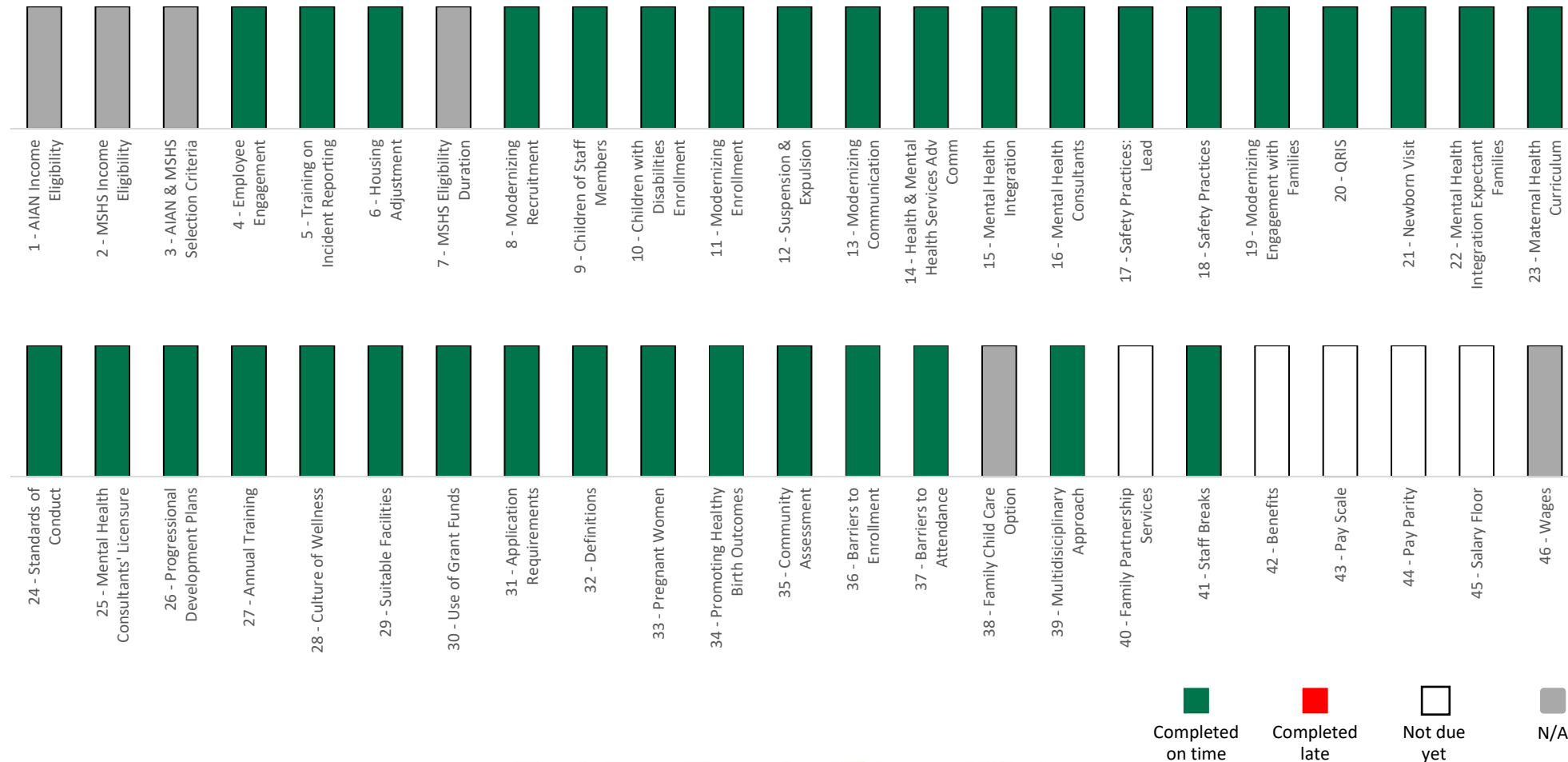
Contra Costa County Resolution 2023/274 includes all of these requirements.

*Pending approval by Finance Committee of FY24-25 Single Audit.

*#7 and #8 moved 1 month to align with Head Start Committee schedule.



HSPPS Compliance Timeline Progress Chart



7. New HSPPS Compliance Timeline and Analysis

Building Brighter Futures Together