

# Early Childhood Education Program Update



June 23, 2026

Marla Stuart, MSW, PhD, EHS Director and Head Start Executive Director  
Sarah Reich, Community Services Bureau Director and Head Start Director

[info@ehsd.cccounty.us](mailto:info@ehsd.cccounty.us) | (925) 608-4800



# Outline

Topic	Federal Head Start	State Child Care
Federal Environment Updates	To date	
Child Care Center Services	Apr 2026	Apr 2026
Policy Council Actions	May 2026	
Budget	Apr 2026	Apr 2026
Monitoring	Apr 2026	Apr 2026
Official Funder Communication	May 2026	May 2026
Recommendation	✓	
Appendices	For Information	

*Building Brighter Futures Together*

- Federal Environment Updates
- Child Care Center Services
- Policy Council Actions
- Budget
- Monitoring
- Official Funder Communication
- Recommendation
- Appendices

*Building Brighter Futures Together*



# Federal Environment Updates

## Sources of Information

1. Project 2025
2. Executive Orders
3. Federal Department Actions
4. Congressional Actions

## Categories of Impact

1. Potential Funding Reduction
2. Potential Funding Increase
3. Changes to Program Regulations
4. Change that may Impact Customers
5. Change that may Impact Contracts with Partners

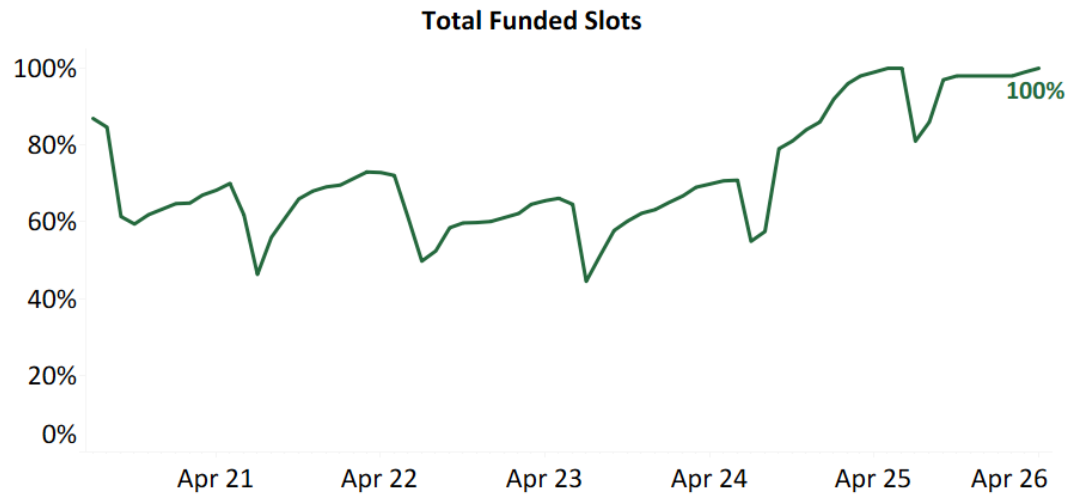
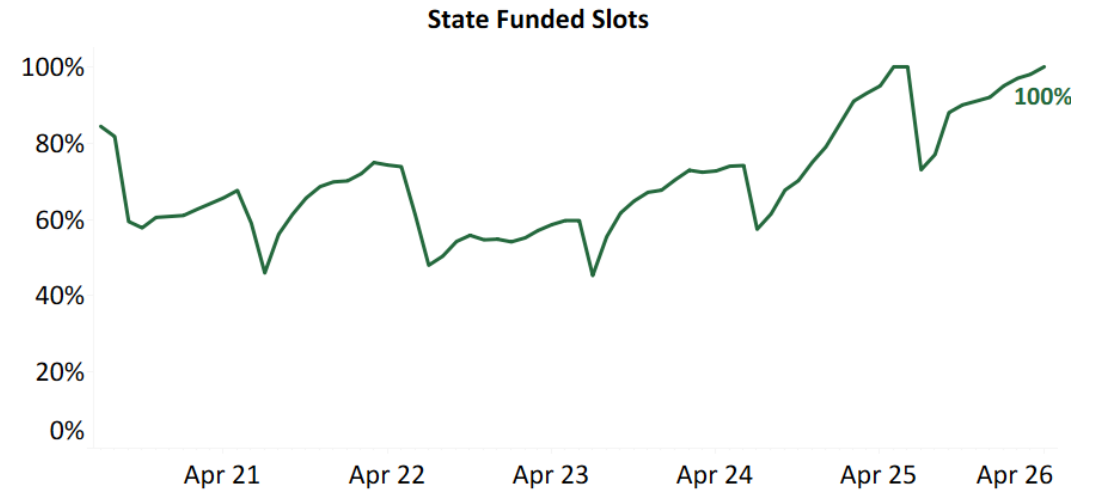
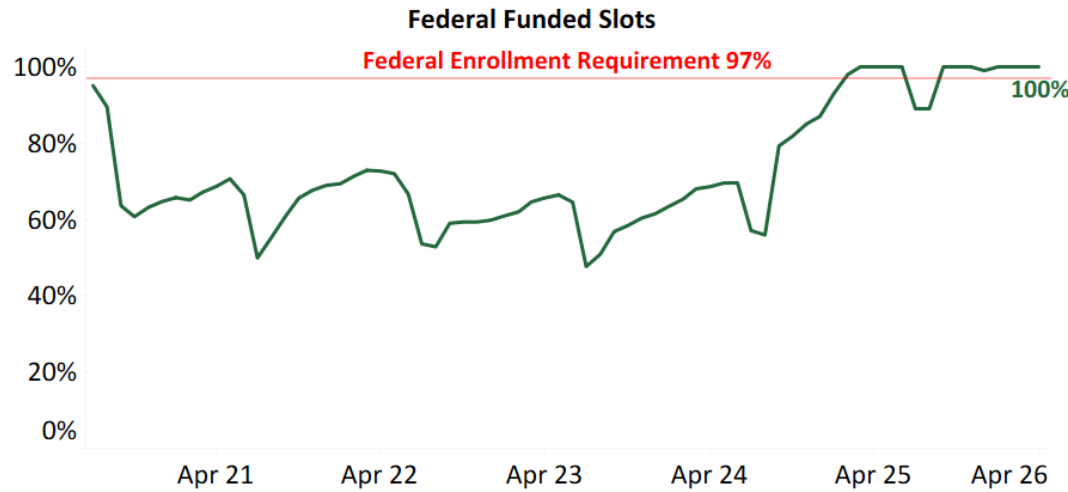
*Building Brighter Futures Together*

- Federal Environment Updates
- **Child Care Center Services**
- Policy Council Actions
- Budget
- Monitoring
- Official Funder Communication
- Recommendation
- Appendices

*Building Brighter Futures Together*



# Center Enrollment Rates



**Current Slot Allotments:**

- Federal Slots (Head Start) = 1,201 (1,198 filled slots as of April 2026)
- State Slots (CDE and CDSS) = 764 (763 filled slots as of April 2026)
- Total Unique Slots = 1,345 (1,341 filled slots as of April 2026)

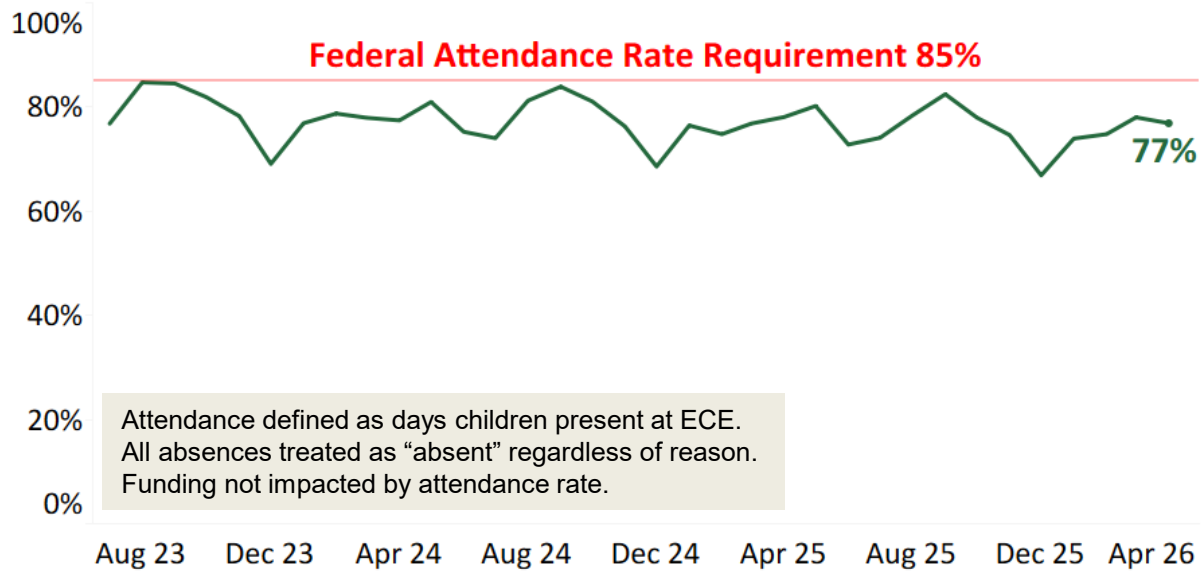
**Current Enrollment Requirements:**

- Federally Funded = 97% slots filled
- State Funded = Currently “hold harmless” meaning no penalties for not filling all slots. When “hold harmless” ends in June 2026, we will no longer be funded for unfilled slots.

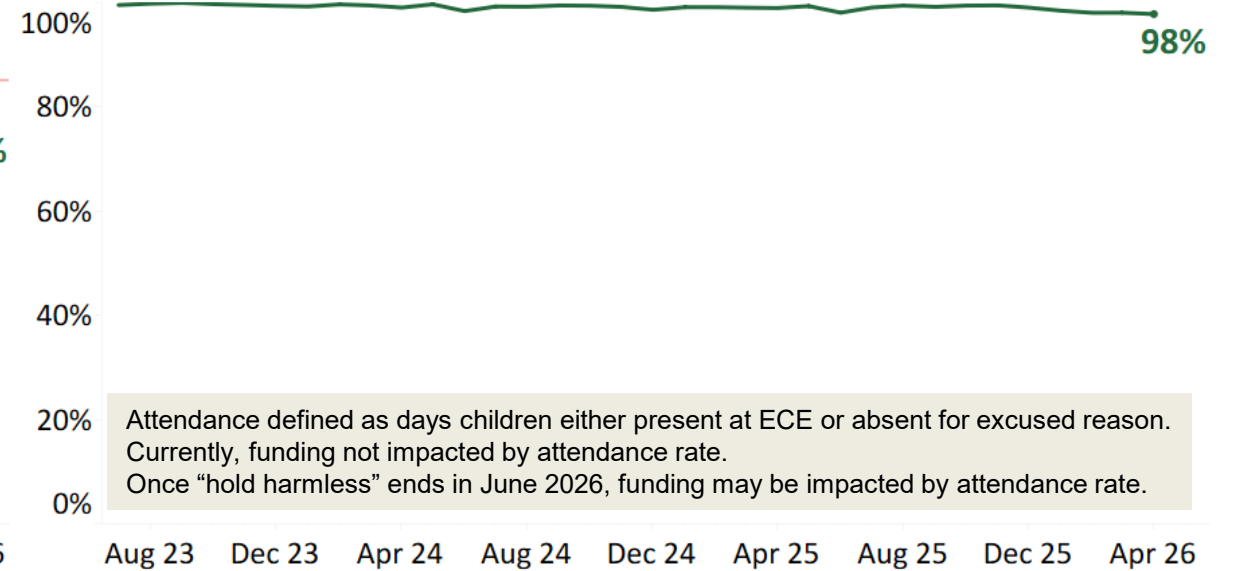
*Building Brighter Futures Together*

# Center Attendance Rates

### Federal Slots Attendance Rate



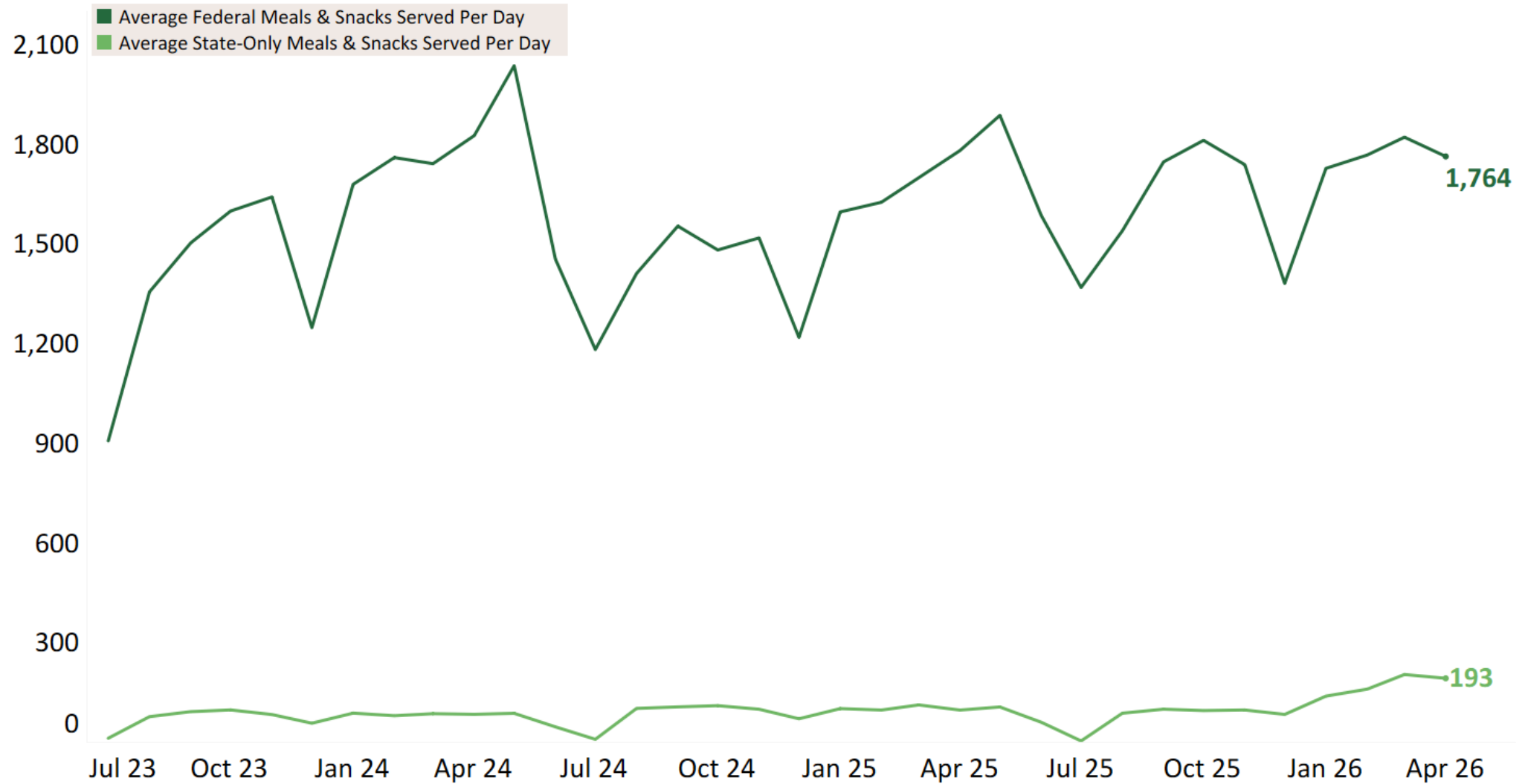
### State Slots Attendance Rate



Absence Reasons for Federal Slots (% of Enrollment Days)	Dec 25	Jan 26	Feb 26	Mar 26	Apr 26
1. Sick (e.g., Hand Foot Mouth, Flu, COVID, cold, ear infection)	13%	13%	13%	11%	11%
2. Family Emergency (e.g., parent/family member sick, no transportation)	6%	6%	6%	6%	7%
3. Best Interest Day (e.g., home with family, vacation)	8%	3%	1%	1%	2%
4. Appointment (e.g., doctor, dentist, social services)	2%	1%	2%	2%	1%
5. Other (e.g., no details provided)	3%	2%	2%	2%	2%

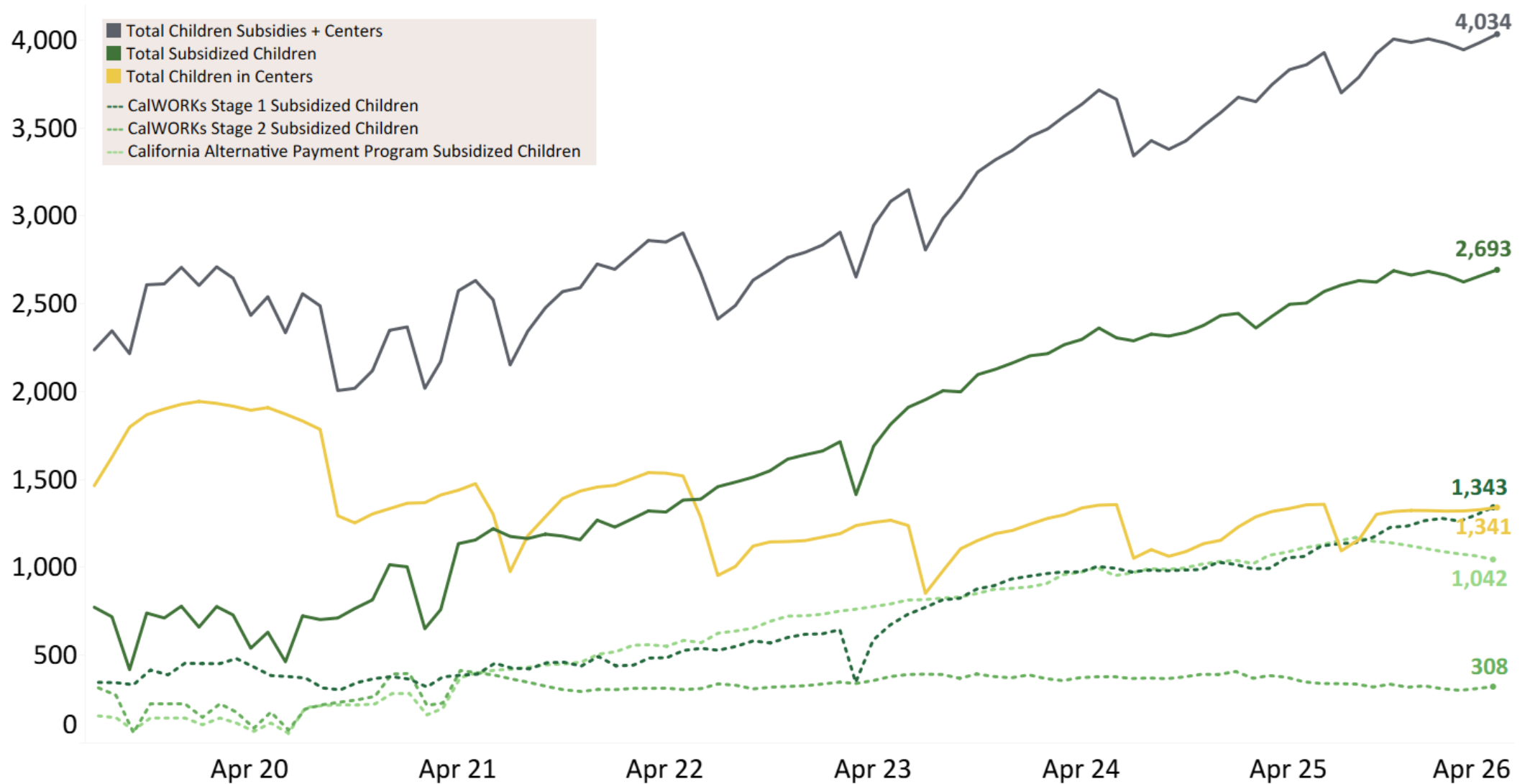
*Building Brighter Futures Together*

# Average Center Meals & Snacks Per Day



*Building Brighter Futures Together*

# Children Served in Child Care



“Total Children in Centers” includes children enrolled with federal (Head Start/Early Head Start) and state (CCTR, CSPP) funding sources.

*Building Brighter Futures Together*

# FY26-27 Admissions Priorities & Selection Criteria

## Infants and Toddlers (Ages 0-2)

1. Recipients of Child Protective Services (CPS) | At risk for CPS | In Foster Care
2. Lowest income (tie breaker criteria)

## Pre-School (Ages 3-5)

1. Recipients of Child Protective Services (CPS) | At risk for CPS | In Foster Care
2. With disabilities below income guidelines
3. 4-year-olds not in Transitional Kindergarten (tie breaker criteria)
4. 3-year-olds with lowest income (tie breaker criteria)
5. Income no more than 15% above income guidelines (tie breaker criteria)



# FY26-27 Recruitment and Enrollment Plan

**Desired Outcome:** To inform the public about services available through the Contra Costa County Community Services Bureau, particularly those populations identified in our Community Assessment, to recruit and enroll eligible children and their families into the Head Start, Early Head Start, and State-funded child care programs, and attain/maintain 100% enrollment.

**Goal 1:** Recruit at least 1,500 eligible pregnant women, infants, toddlers, and children

**Goal 4:** Attain and maintain full enrollment as defined by Head Start

**Goal 2:** Recruit at least 215 children with disabilities

**Goal 5:** Reduce administrative burden on families who apply

**Goal 3:** Recruit special populations as per our Community Assessment and Selection Criteria

**Goal 6:** Track all recruitment efforts



# FY26-27 Head Start Planning Calendar

**Federal Requirements:** Head Start Act (HSA) 640(g)(1)(D); Head Start Program Performance Standards (HSPPS) 1302.11(b), 1302.102(d)(2)

**EHSD Implementation:** Annual Head Start Program Planning Calendar

**Sample:**

	A	B	C	D	E	F
1	ACTIVITY	<a href="#">CITATION(S)</a>	ADD'L SPONSOR(S)	JULY	AUGUST	SEPTEMBER
85	<b>Federal Reports</b>	<a href="#">HSA Powers &amp; Functions of HS Agencies</a>	Fiscal Team / Ernestine Cook	Fiscal Reports to PC & BOS (monthly)		
86		<a href="#">2 CFR Part 200</a>	Fiscal Team / Ernestine Cook	County Year-End Close-Out Continues: Submission of Journals, Accruals, and Deferrals to Auditor's Office		Complete Risk Assessment for Each Subrecipient
87		<a href="#">OHS Program Instructions</a>	Fiscal Team / Ernestine Cook	SF-425 Semi-Annual Financial Status Report Due to ACF		Finalize Operational and T & TA Budget for HS/EHS; Budget for PC Discussion and Approval
88		<a href="#">OHS Program Instructions</a>	Fiscal Team / Ernestine Cook	County Year-End Close-Out Begins: Cut Off for Encumbrances Adjustment Deposit Permit	Operating Information in the Comprehensive Annual Financial	Schedule of Expenditures of Federal Awards Due to Auditor Controller's Office



3. FY26-27 Head Start Planning Calendar

*Building Brighter Futures Together*

- Federal Environment Updates
- Child Care Center Services
- **Policy Council Actions**
- Budget
- Monitoring
- Official Funder Communication
- Recommendation
- Appendices

*Building Brighter Futures Together*



# May 2026 Policy Council Actions

The Head Start Policy Council convened on May 20, 2026. Key actions included:

- Received standard monthly administrative, fiscal, and child nutrition reports
- Approved FY26-27 Recruitment and Enrollment Plan (included in today's recommendation)
- Approved FY26-27 Head Start Planning Calendar (included in today's recommendation)

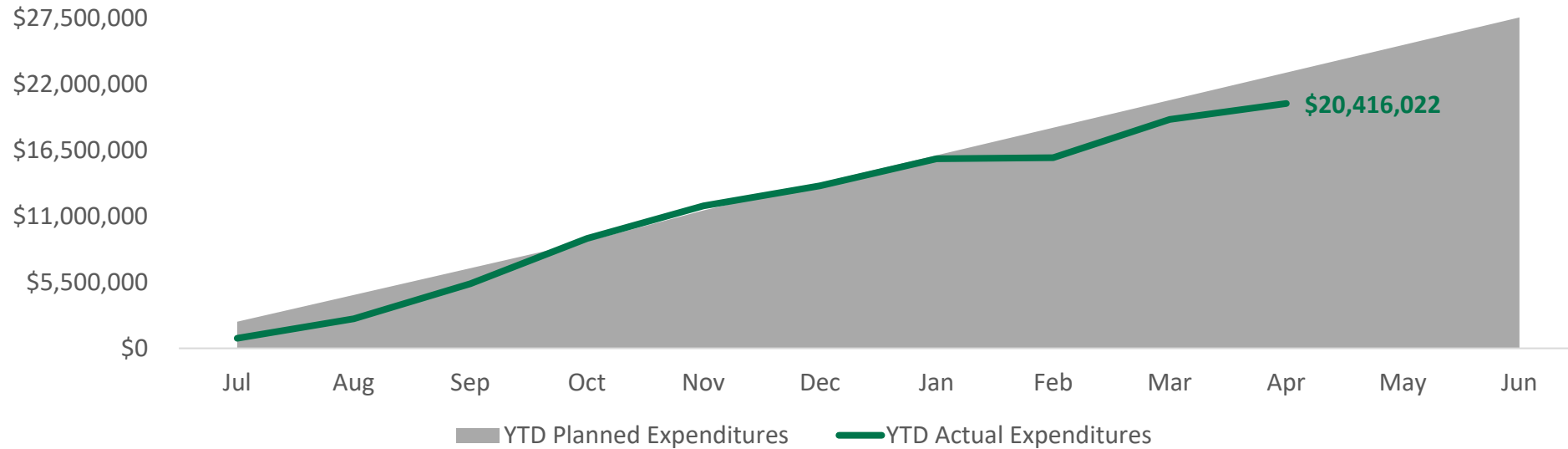
*Building Brighter Futures Together*

- Federal Environment Updates
- Child Care Center Services
- Policy Council Actions
- **Budget**
- Monitoring
- Official Funder Communication
- Recommendation
- Appendices

*Building Brighter Futures Together*



# Head Start Budget Expenditures

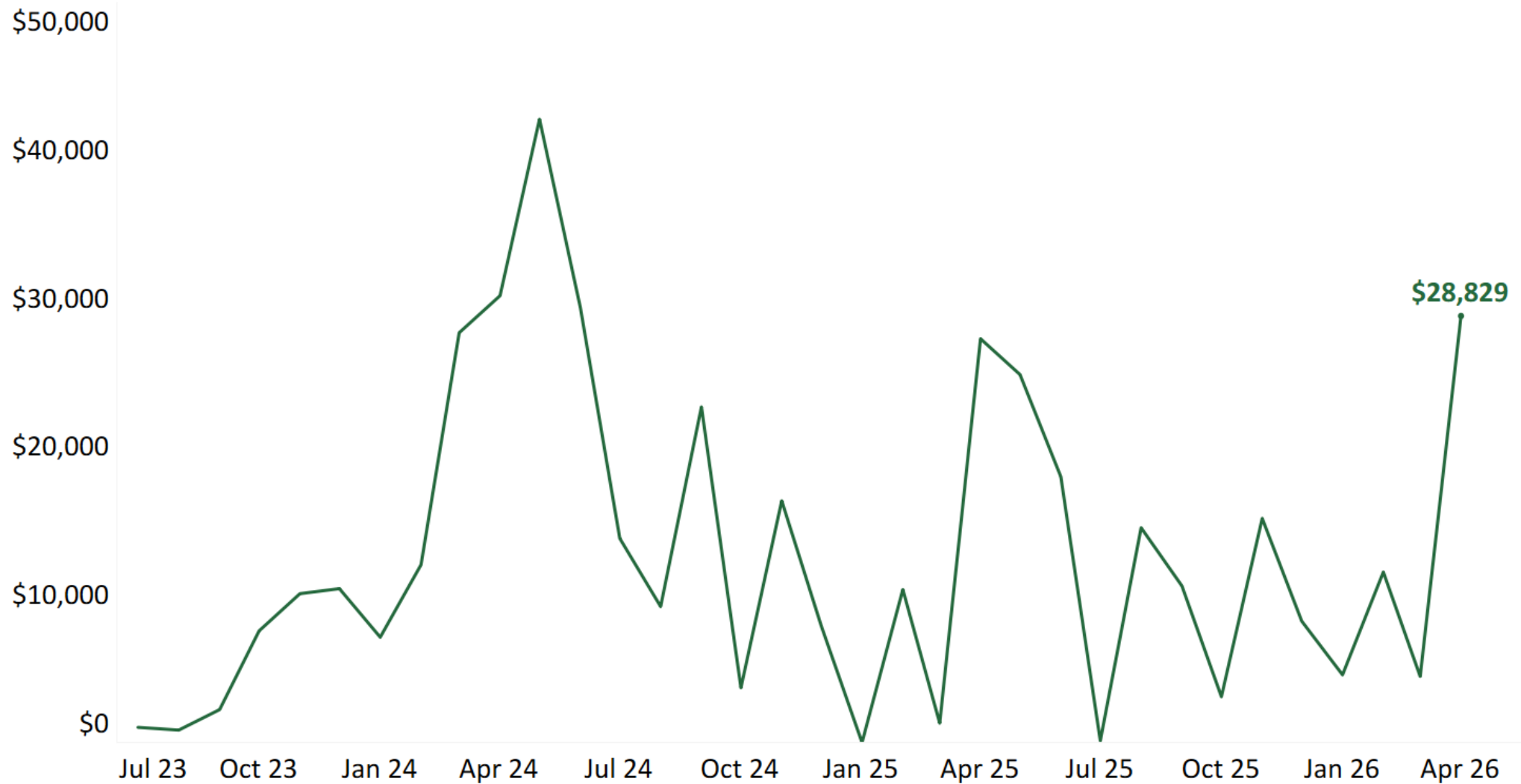


Category	FY25-26 Funding	Apr 2026 Expenditures	YTD Expenditures	Remaining Balance
Total Federal Funding	\$20,577,342	\$1,016,373	\$15,972,890	\$4,604,452
Required Non-Federal Share	\$5,144,336	\$254,093	\$3,993,222	\$1,151,114
Measure X Overmatch <sup>1</sup>	\$1,873,029	\$65,489	\$449,910	\$1,423,119
<b>Total Federal and Non-Federal</b>	<b>\$27,594,707</b>	<b>\$1,335,955</b>	<b>\$20,416,022</b>	<b>\$7,178,685</b>

1. Includes roll over funds as of 1/20/26; updated 4/14/26 to reflect BDA-25-00156.

*Building Brighter Futures Together*

# Head Start Credit Card Expenditures



All credit card expenditures are made by authorized staff for budgeted purchases to support reasonable program expenditures.

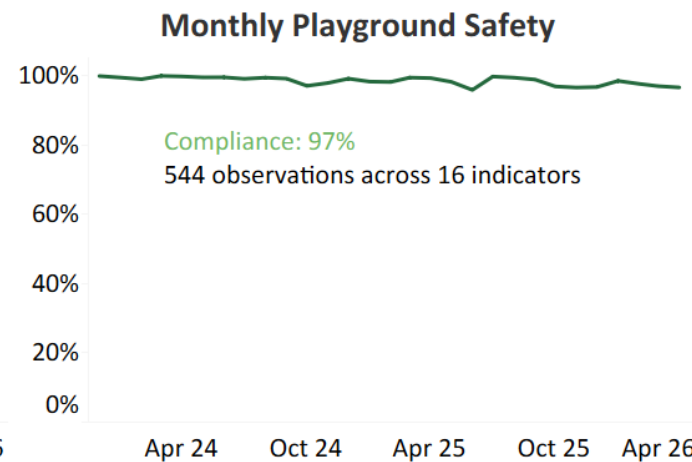
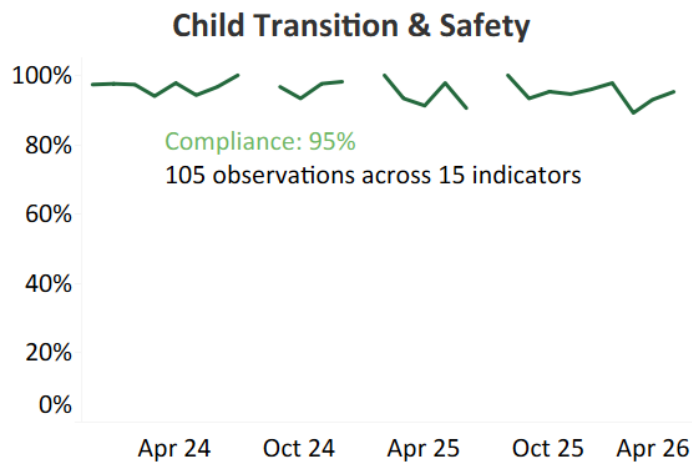
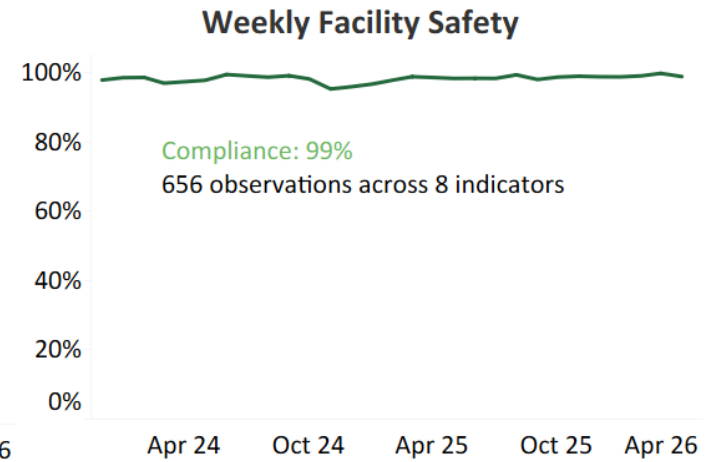
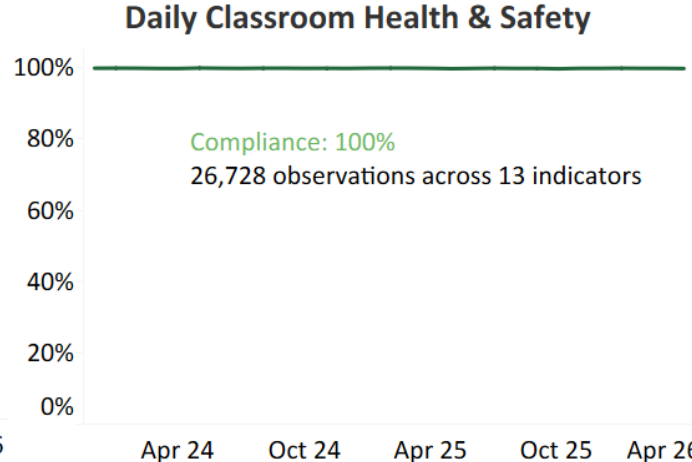
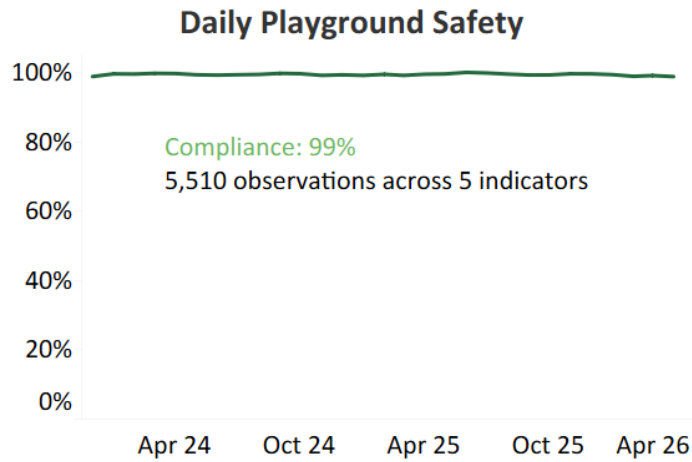
*Building Brighter Futures Together*

- Federal Environment Updates
- Child Care Center Services
- Policy Council Actions
- Budget
- **Monitoring**
- Official Funder Communication
- Recommendation
- Appendices

*Building Brighter Futures Together*



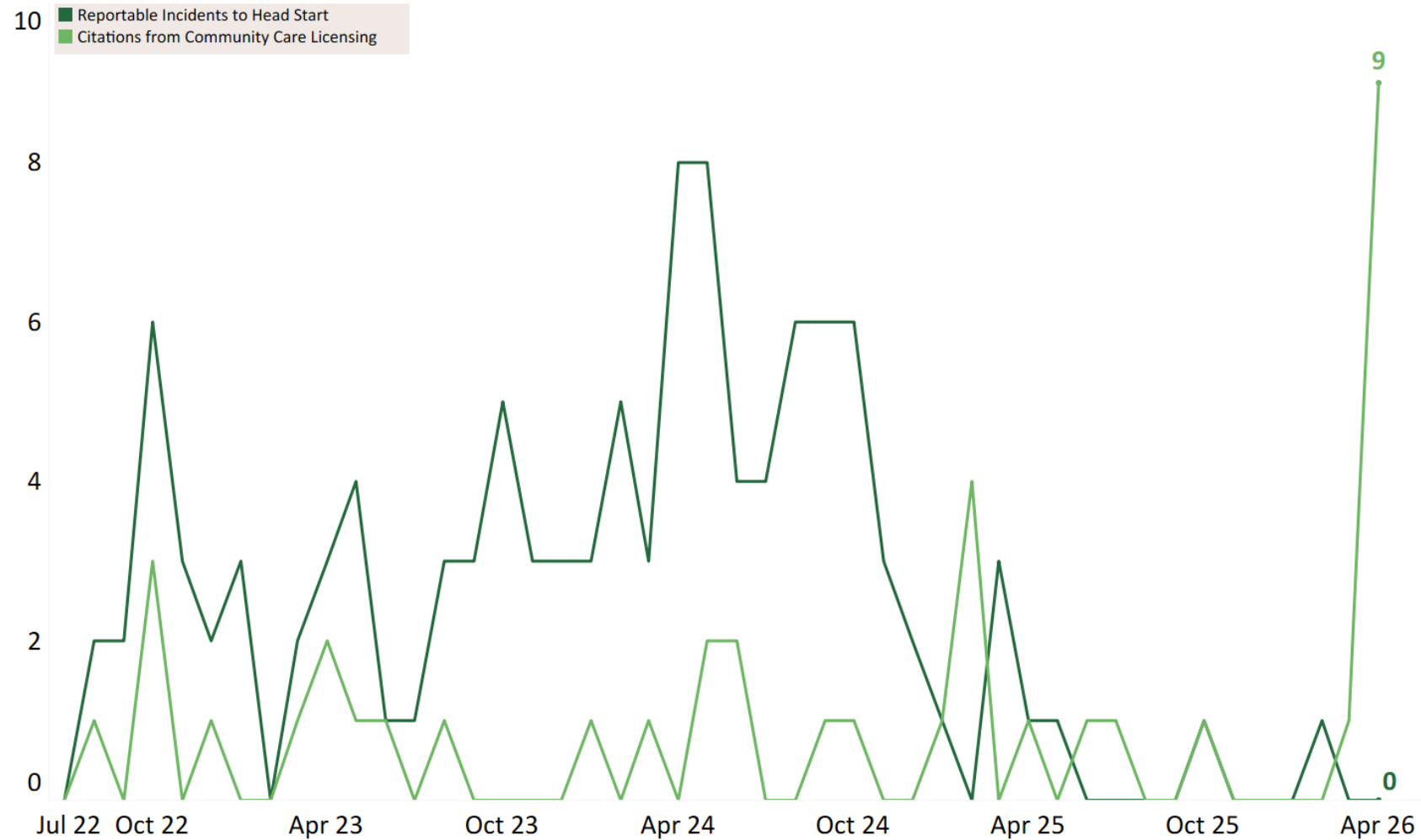
# Health and Safety Compliance



- Indicators with non-compliance rates over 10% in Apr 2026:
1. Classroom head count white board reflects the number of children and staff in room. (2/7 = 29%)
  2. The center parent communication board has current, relevant, and translated material posted. (1/7 = 14%)
  3. A review of the most recent Weekly Facility Tool, Daily Classroom Health & Safety Checklist, and Daily Playground Checklist reflect the findings in today's observation. (1/7 = 14%)
  4. Wood on Playground Equipment: There are no splinters, cracks, rotting, or sharp ends. (4/34 = 12%)
  5. Playground fall zones are appropriately padded. (4/34 = 12%)

*Building Brighter Futures Together*

# Reportable Incidents & Citations



## Office of Head Start (OHS) Reportable Incidents

OHS considers a “significant incident” to be any incident that results in serious injury or harm to a child, violates Head Start standards of conduct at [45 CFR §1302.90\(c\)](#), or results in a child being left alone, unsupervised, or released to an unauthorized adult. A program must report all significant incidents affecting the health and safety of children with 7 days.

## California Department of Social Services Community Care Licensing Citations

Type A: An immediate risk to the health, safety or personal rights of children in care.

Type B: If not corrected right away, may be a risk to the health, safety, and personal rights of the children in care.

*Building Brighter Futures Together*

- Federal Environment Updates
- Child Care Center Services
- Policy Council Actions
- Budget
- Monitoring
- **Official Funder Communication**
- Recommendation
- Appendices

*Building Brighter Futures Together*



# CDSS Child Care Bulletins

**Child Care Bulletin 26-10, 26-11, and 26-12 issued:** May 11, 2026

**Subject:** FY 2026-27 California Work Opportunity and Responsibility to Kids (CalWORKs), Direct Service Child Care and Development, and Voucher-Based Child Care and Development Initial Contract Award Allocations

**Information:** Contra Costa County’s programs are allocated:

Program	FY25-26 Final Allocation	FY26-27 Initial Allocation	Budgeted Difference
1. CalWORKs Stage 2 (C2AP)	\$6,129,571	\$3,888,581	-\$2,240,990
2. General Childcare and Development (CCTR)	\$10,419,720	\$10,419,720	-
3. California Alternative Payment Program (CAPP)	\$13,567,266	\$13,567,266	-
<b>4. TOTAL</b>	<b>\$30,116,557</b>	<b>\$27,875,567</b>	<b>-\$2,240,990</b>

**Action:** We are updating our budget and will bring a budget revision for Board approval in the future.



- 4. CCB-26-10 FY26-27 CalWORKs Initial Contract Allocations
- 5. CCB-26-11 FY26-27 Direct Service Child Care and Development Initial Allocations
- 6. CCB-26-12 FY26-27 Voucher-Based Initial Allocations

*Building Brighter Futures Together*

- Federal Environment Updates
- Child Care Center Services
- Policy Council Actions
- Budget
- Monitoring
- Official Funder Communication
- **Recommendation**
- Appendices

*Building Brighter Futures Together*



# Recommendation

**CONSIDER** accepting the monthly update on the activities and oversight of the County's Head Start Program;

**APPROVE** the Head Start Program's 2026-27 Admission Priorities and Selection Criteria, Recruitment and Enrollment Plan, and Planning Calendar;

and provide guidance, as recommended by the Employment and Human Services Director.

- Federal Environment Updates
- Child Care Center Services
- Policy Council Actions
- Budget
- Monitoring
- Official Funder Communication
- Recommendation
- **Appendices**

*Building Brighter Futures Together*



# 2026 Head Start Governance Updates Calendar

	Federal Requirement*	1/20/26	2/10/26	3/17/26	4/14/26	5/19/26	6/23/26	7/14/26	8/25/26	9/15/26	10/20/26	11/17/26	12/15/26
<b>1. Monthly Program Updates</b>	HSA 642(d)(2) HSPPS 1301.2(b)(2)	Nov '25	Dec '25	Jan '26	Feb '26	Mar '26	Apr '26	May '26	Jun '26	Jul '26	Aug '26	Sep '26	Oct '26
<b>2. Monthly Financial Updates</b>	HSA 642(d)(2) HSPPS 1301.2(b)(2)	Nov '25	Dec '25	Jan '26	Feb '26	Mar '26	Apr '26	May '26	Jun '26	Jul '26	Aug '26	Sep '26	Oct '26
<b>3. Funder Communications</b>	HSA 642(d)(2) HSPPS 1301.2(b)(2)	Dec '25	Jan '26	Feb '26	Mar '26	Apr '26	May '26	Jun '26	Jul '26	Aug '26	Sep '26	Oct '26	Nov '26
<b>4. Annual HS Governance and Eligibility Training</b>	HSA 642(d)(3) HSPPS 1301.5, 1302.12(m)		Training										
<b>5. Annual Goals and Objectives (included in Grant application)</b>	HSPPS 1302.102(a)			Approval Item									
<b>6. Annual Non-Competitive Grant Renewal Application</b>	HSA 642(c)(1)(E) HSPSS 1301.2(b)(1)			Approval Item									
<b>7. Annual Community Needs Assessment</b>	HSA 640(g)(1)(C) HSPPS 1302.11(b), 1302.102(d)(2)				Share Results								
<b>8. Annual Self-Assessment</b>	HSA 642(d)(2) HSPPS 1302.102(b)(2)				Approval Item								
<b>9. Annual Selection Criteria and Recruitment Plan</b>	HSA 642(c)(1)(E) HSPPS 1302.13, 1302.14(a)						Approval Item						
<b>10. FY26-27 Planning Calendar</b>	HSA 640(g)(1)(D) HSPPS 1302.11(b), 1302.102(d)(2)						Approval Item						
<b>11. Annual County Single Financial Audit</b>	HSA 642(d)(2) HSPPS 1301.2(b)(2)						Approval Item*						
<b>12. Annual Program Information Report</b>	45 CFR Part 75											Share Results	

**As Needed**

CSB Agency Policies (HSA 642(c)(1)(E)). Results from Head Start Monitoring Activities (HSA 641(A)(c)).

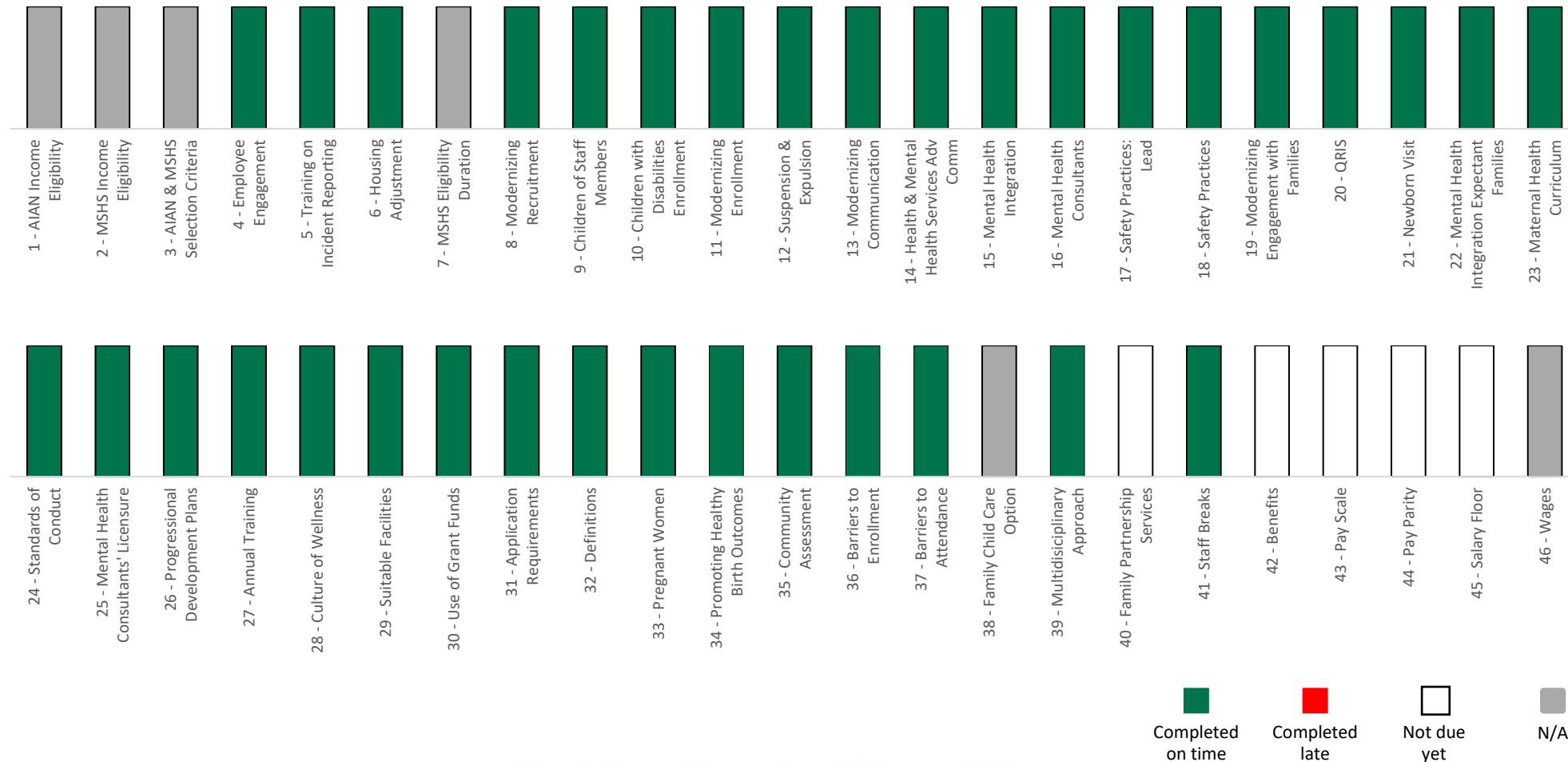
Contra Costa County Resolution 2023/274 includes all of these requirements.

\*Pending approval by Finance Committee of FY24-25 Single Audit.

\*#7 and #8 moved 1 month to align with Head Start Committee schedule.



# HSPPS Compliance Timeline Progress Chart



7. New HSPPS Compliance Timeline and Analysis

*Building Brighter Futures Together*