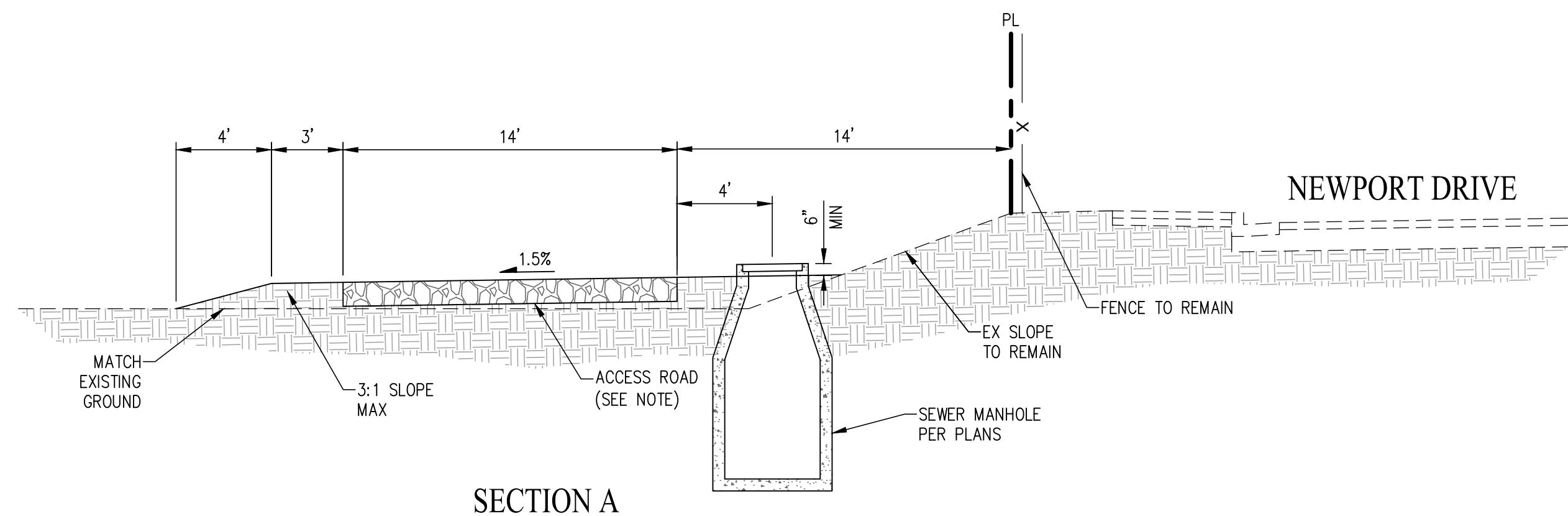
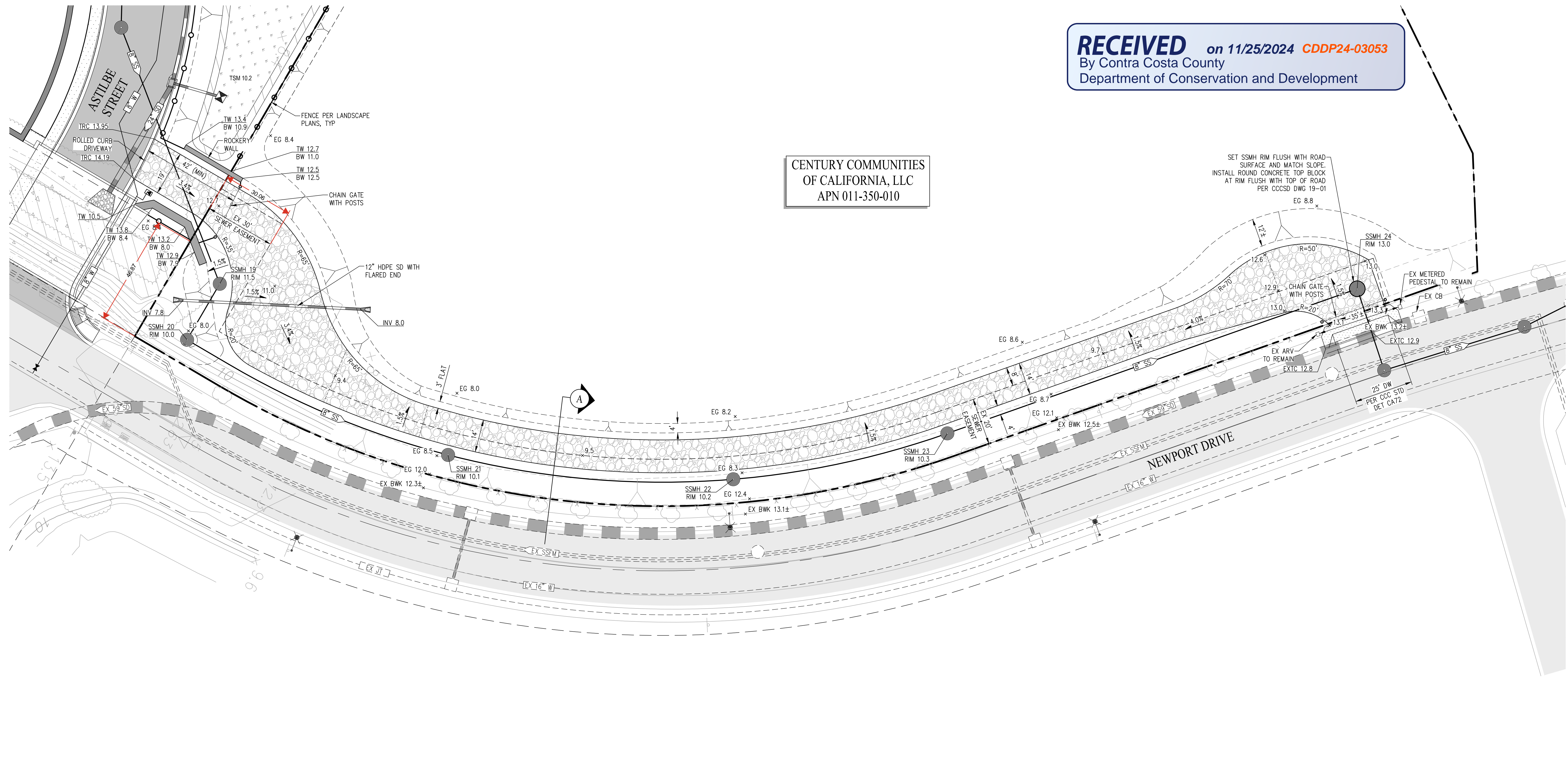


**RECEIVED** on 11/25/2024 **CDDP24-03053**  
 By Contra Costa County  
 Department of Conservation and Development

CENTURY COMMUNITIES  
 OF CALIFORNIA, LLC  
 APN 011-350-010



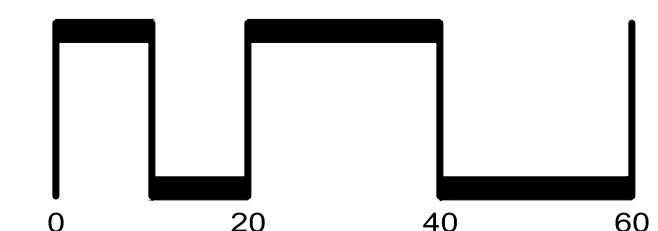

SECTION A  
 NOT TO SCALE

- LEGEND**
- ACCESS ROAD (MIN 12" AB ON FABRIC)
  - EXISTING EASEMENT LINE
  - PROPOSED SEWER MAIN

**NOTE**  
 ACCESS ROAD SHALL BE VIRGIN CLASS 2 AB WITH 95% COMPACTION AND THE FABRIC BELOW THE ROAD SHALL BE MIRAFI 500X OR EQUIVALENT PER GEOTECHNICAL ENGINEERS RECOMMENDATION. PRIOR TO PLACING THE FABRIC, THE SOIL SUBGRADE SHOULD BE COMPACTED TO 90% (MIN) IN ACCORDANCE WITH THE RECOMMENDATIONS CONTAINED IN THE PROJECT'S GEOTECHNICAL REPORT.

# SEWER ACCESS ROAD NEWPORT POINTE

TOWN OF DISCOVERY BAY CONTRA COSTA COUNTY CALIFORNIA  
 SCALE: 1"=20' DATE: OCTOBER 3, 2024



SAN RAMON • (925) 866-0322  
 ROSEVILLE • (916) 788-4456  
 WWW.CBANDG.COM  
 CIVIL ENGINEERS • SURVEYORS • PLANNERS