


# Community Impact Fund Survey Results & Allocation Discussion

---

County Administrator's Office

November 18, 2025





# Agenda

---

1. Recap of Board Actions to Date
2. Recap of Financial Allocations for Community Impact Fund
3. Update on Status of COVID-19 FEMA Cost Recovery
4. Community Impact Fund Survey Results
5. Survey of Food Insecurity, Rapid Rehousing and Rental Assistance Programs
6. Recommendations
7. Discussion/Questions



# Recap of Board Actions to Date

---

## 1. June 24<sup>th</sup> Board Meeting

- a. Established District Allocations. Allocated \$1 million per District from General Fund Appropriation for Contingencies for allocation

## 2. July 8<sup>th</sup> Board Meeting

- a. Community Engagement Allocation: Allocated \$15,000 per Supervisorial District to conduct community engagement processes related to the grant program.
- b. Community Survey Development: Directed the County Administrator's Office to develop a community survey to supplement the community engagement processes and return on August 12<sup>th</sup> for final review and approval by the Board.
- c. Return to the Board on October 21, 2025. Discuss the \$1 million per District allocations following community engagement processes carried out by each Supervisorial District.

## 3. August 12<sup>th</sup> Board Meeting

- a. Formal Title. Titled Grant Program "Community Impact Fund"
- b. Finalized Survey. Community Impact Fund Survey is finalized with feedback from the Board and directed staff to release the survey

## 4. October 21<sup>st</sup> & November 4<sup>th</sup> – District IV Allocations



# Policy Recap – FY25-26 COVID-19 FEMA Reserve

1. As part of the FY25-26 Budget Adoption, the Board allocated \$6,241,158 from the \$20,971,026 recommended for release.
2. Took prudent fiscal action to appropriate the remaining \$14,729,868 to the General Fund – Appropriation for Contingencies in FY25-26
3. In June 2025, allocated \$5 million from General Fund – Appropriation for Contingencies to fund the Community Impact Fund program
4. \$9,729,868 of original appropriation remains in General Fund – Appropriation for Contingencies (4/5 Vote Required)

<b>COVID-19 FEMA General Fund Reserve FY25-26 Allocation of Released Funding</b>	
SAFE Center	\$ 3,500,000
Stand Together CoCo	\$ 2,341,158
Refugee Resettlement	\$ 400,000
Appropriation for Contingencies	\$ 14,729,868
<b>Total</b>	<b>\$ 20,971,026</b>



# Status of COVID-19 FEMA Claims

1. Since the FY25-26 Budget Adoption, the County has received an additional **\$8,181,373** in anticipated FEMA reimbursements
2. FEMA COVID-19 Cost Recovery now at **99.7%** of estimated revenue with no disallowments
3. County waiting for final payment of **\$112,421** for closeout of "Cat Z" management costs (Ernst & Young consulting)

Contra Costa County COVID-19 FEMA Project Applications Status Report, as of 10/10/2025					
Project #	Submitted Projects	Estimated Claim	Claimed	Received	
146165	Great Plates Delivered - 5/1/2020 to 6/10/2020	\$ 144,796	\$ 144,796	\$ 144,796	
166257	Great Plates Delivered - 6/11/2020 to 7/9/2020	276,467	276,467	276,467	
166323	Great Plated Delivered - 7/10/2020 to 8/9/2020	380,374	380,374	380,374	
166334	Great Plates Delivered - 8/10/2020 to 9/9/2020	384,174	384,174	384,174	
166919	Great Plates Delivered - 9/10/2020 to 10/9/2020	417,331	417,331	417,331	
178653	Great Plates Delivered - 10/10/2020 to 2/6/2021	2,006,732	2,006,732	2,006,732	
243280	Great Plates Delivered - 2/6/2021 to 7/9/2021	2,805,170	2,805,170	2,805,170	
240224	Materials - PPE - 3/07/2020 to 5/20/2022	1,240,517	1,240,517	1,240,517	
680872	Cleaning Supplies - 3/04/2020 to 6/07/2022	555,062	555,062	555,062	
680774	Vaccinations - 12/01/2020 to 05/31/2021	637,756	637,756	637,756	
733307	COVID-19 Coordination & Response Efforts - 7/22/2022 - 5/11/2023	50,042	50,042	50,042	
186200	Non Congregate Shelter - 7/1/2020 to 1/1/2021	13,886,851	13,886,851	13,886,851	
156484	Non-Congregate Shelter - 3/19/2020 to 6/30/2020	4,012,966	4,012,966	4,012,966	
731586	COVID Testing Costs - 7/1/2022 to 05/11/2023 (90% of actuals)	686,296	686,296	686,296	
240222	Incremental Cleaning Costs - 4/1/2020 to 6/30/2021	10,197,540	10,197,540	10,197,540	
685744	Incremental Cleaning Costs - 7/1/2021 to 6/30/2022	3,649,683	3,649,683	3,649,683	
719093	COVID Testing Costs Mobile Med - 07/01/2022 - 03/31/2023 (90% of actuals)	979,848	979,848	979,848	
687414	COVID Testing Costs - 7/1/2021 to 6/30/2022	4,914,058	4,914,058	5,256,138	
719096	Incremental Cleaning Costs - 7/1/2022 to 4/1/2023 (90% of actuals)	1,295,515	1,295,515	1,295,515	
240223	Non Congregate Shelter - 1/1/2021 to 3/31/2022	14,515,020	14,515,020	14,515,020	
550487	COVID Testing Costs - 2/27/2020 to 6/3/2021	15,814,082	15,814,082	15,797,082	
720803	Category Z Mgmt Reimbursement - Ernst & Young Costs <sup>1</sup>	2,000,000	1,823,534	1,711,112	
698619	County Emergency Operations Center (EOC) - 03/23/2020 to 07/1/2022	1,620,297	1,620,297	1,298,844	
<b>TOTAL</b>		<b>\$ 82,470,577</b>	<b>\$ 82,294,110</b>	<b>\$ 82,185,315</b>	
		<i>as % of Total Estimated Claims</i>	<i>100%</i>	<i>99.8%</i>	<i>99.7%</i>
		<i>Total Projects</i>	<i>23</i>	<i>23</i>	<i>23</i>



# Community Impact Fund Survey

- **Structure**
  - 10 general sentiment questions
  - Six (6) demographic questions (*without Personally Identifiable Information (PII)*)
  - 2,578 Responses collected
  - Posted August 25 – September 30<sup>th</sup>
  - Survey Results Dashboard - <https://www.contracosta.ca.gov/Community-Impact-Fund>
- **Reminders**
  - **Not a Scientific Survey.** Survey results are a reflection of those who completed the survey, not targeted populations within the County.
  - **No PII Collected.** May result in duplication and not able to clarify incomplete responses.

A photograph of a smiling family consisting of a woman and three children. In the top right corner of the photo, the Contra Costa County seal is visible.

**CONTRA COSTA COUNTY  
COMMUNITY IMPACT FUND SURVEY**

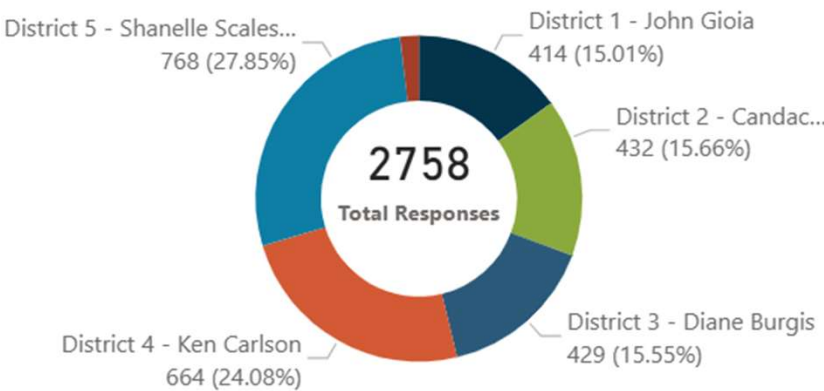
Take a short survey to help us understand your priorities for how one-time funds should be used to address urgent community needs. Your feedback will guide County leaders as they decide how to distribute these limited resources in ways that matter most to you and your neighbors.

A large QR code located in the bottom right corner of the green banner, intended for scanning to access the survey.

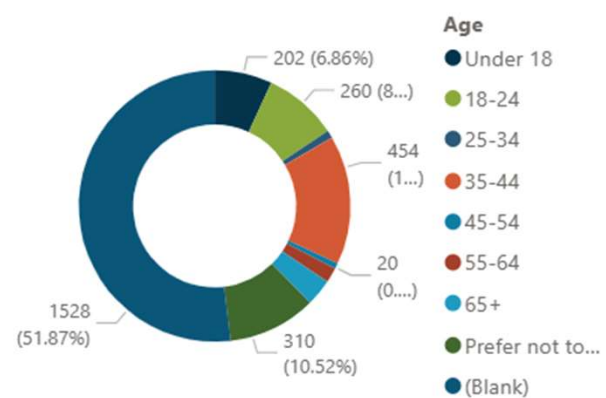


# Community Survey - Demographics

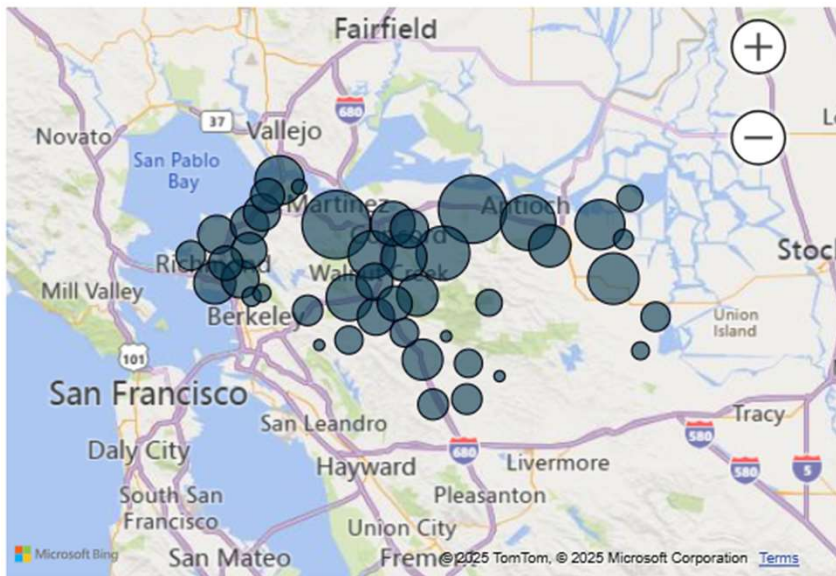
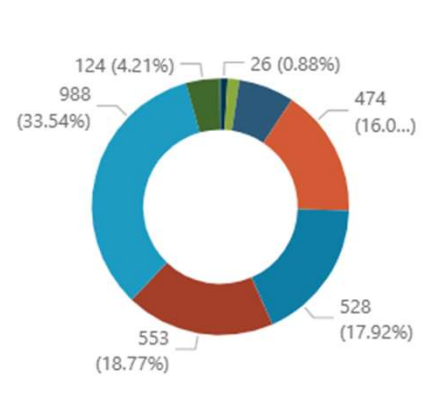
Supervisorial District



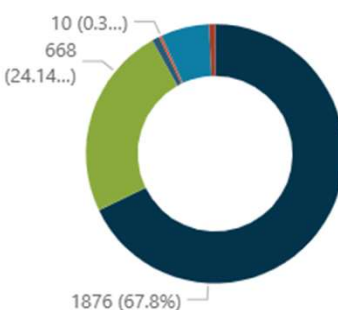
Race/Ethnicity



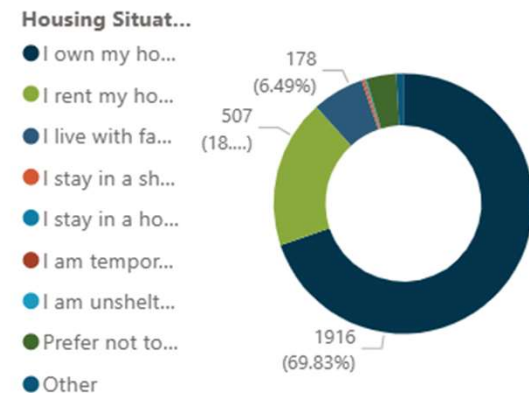
Age Range



Gender



Housing Situation

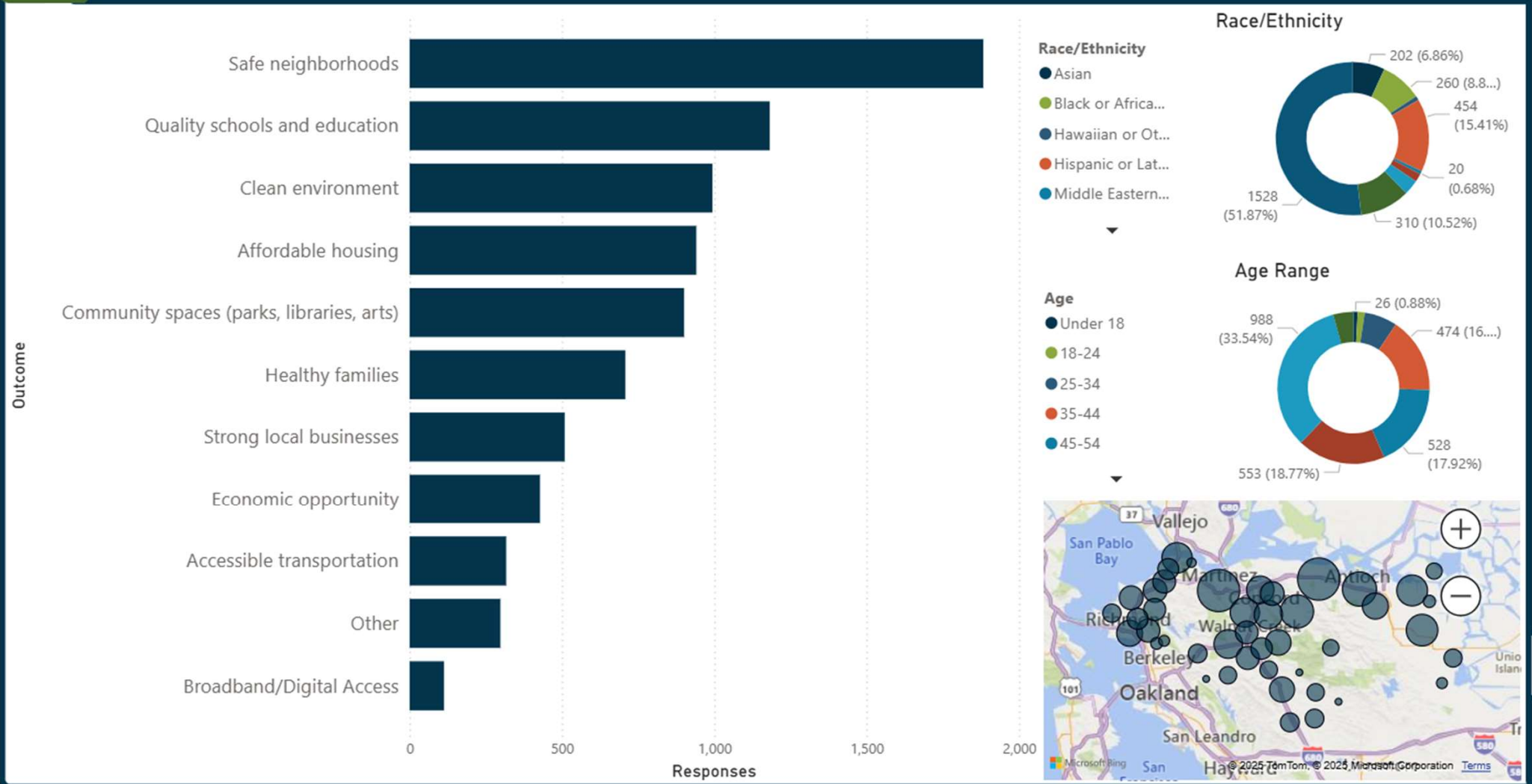




# Community Survey Results– Q2 Example

2

## Which community outcomes are most important to you and your household?



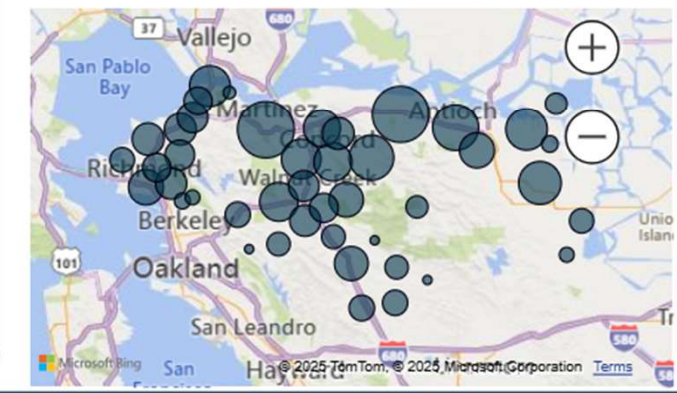
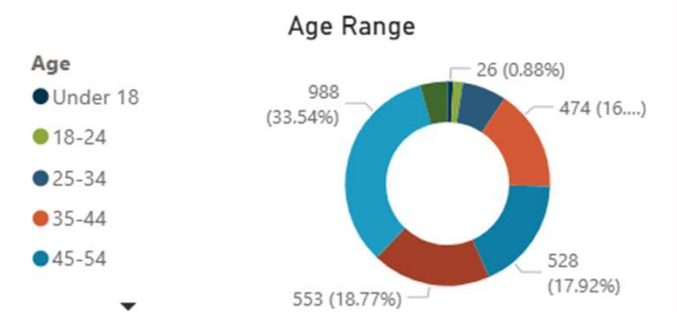
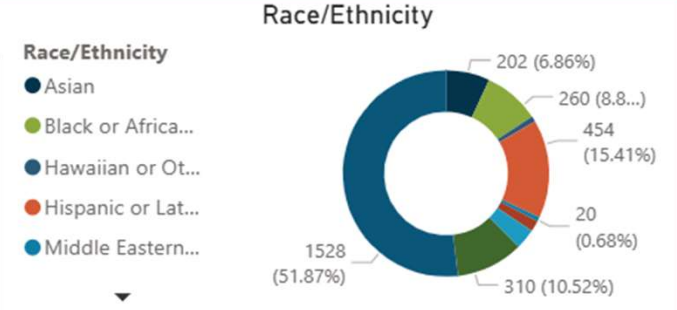
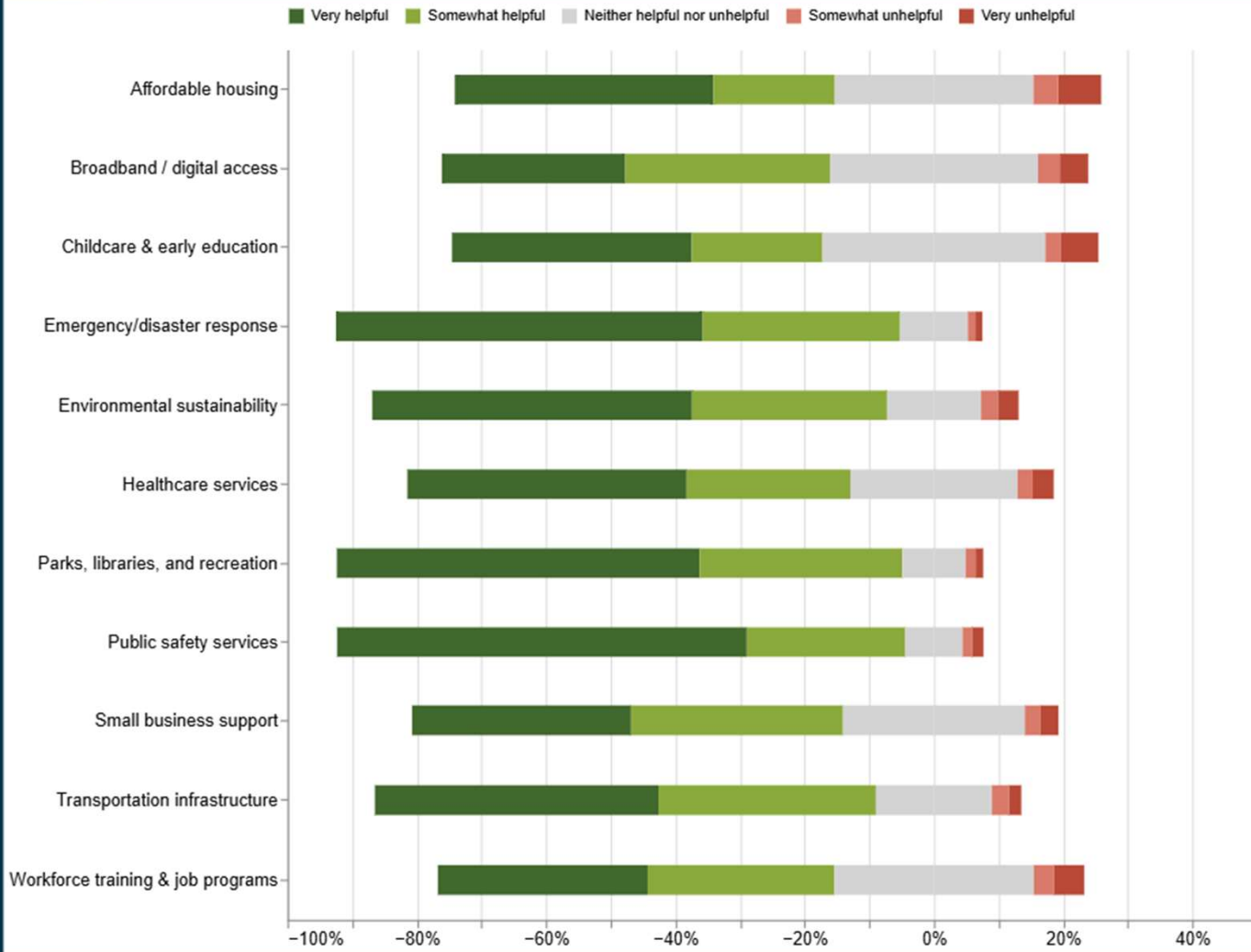




# Community Survey Results – Q3 Example

3

## How helpful would investment in each area of County needs would be helpful to your household?





# Snapshot of Existing Programs

FEMA COVID-19 Reserve

FY 2025/26 - Period 3 (thru September 30, 2025)

Survey of Food Insecurity, Rehousing and Rental Assistance Programs

PROGRAM INFORMATION	FINANCIAL INFORMATION			
Program Category	Total Allocation	Amount in Contract	Amount Expended	Contract Balance
<i>Rehousing</i>	\$ 19,647,958	\$ 19,347,034	\$ 5,560,630	\$ 13,786,405
<i>Food Insecurity</i>	\$ 11,064,430	\$ 9,396,138	\$ 5,940,819	\$ 3,455,319
<i>Rental Assistance</i>	\$ 4,943,963	\$ 3,582,313	\$ 438,965	\$ 3,143,348
	<b>\$ 35,656,351</b>	<b>\$ 32,325,486</b>	<b>\$ 11,940,414</b>	<b>\$ 20,385,072</b>

as %

90.7%

36.9%

63.1%

1. Some housing programs operated by Health Services, include food insecurity and rental assistance components.
2. Additionally, EHSD administers the CalFRESH program in which the State provides over \$244.9 million to eligible Contra Costa residents for food benefits.
3. Conservation and Development department figures are through June 30, 2025
4. CalWORKs Housing Support Program, Home Safe, Bringing Families Home, Transition Housing Program (THP+), Housing Disability Advocacy Program and Housing Navigator Flex Fund programs reported in Health Services department but funded by Employment and Human Services

## Highlights:

1. \$35.7million allocated, with 90.7% of dollars in Contract
2. Of the Amount in Contract, 36.9% Expended with a Balance of 63.1%
3. The Board has made significant investments in other areas of housing in addition to the categories requested above,



# Recommendations

---

1. APPROVE allocations of Supervisorial District Community Impact Funds in an aggregate amount of \$1,265,000;
2. APPROVE and AUTHORIZE the each District Supervisor, or designee, to enter into contracts related to the allocation of Supervisorial District Community Impact Fund allocations;
3. ACCEPT update on the results of the Community Impact Fund Community Survey; and,
4. PROVIDE direction on next steps, including the use of \$9,729,868 in General Fund Appropriation for Contingencies (the remainder of COVID-19 FEMA Reserve funds) (4/5 Vote).



# Questions/Discussion

---